

**SANTA FE COUNTY
NEW MEXICO
COMPREHENSIVE ANNUAL
FINANCIAL REPORT
JUNE 30, 2013**



**Prepared by:
Santa Fe County Finance Department**

STATE OF NEW MEXICO
SANTA FE COUNTY
Table of Contents
June 30, 2013

<u>INTRODUCTORY SECTION</u>	<u>Page</u>
Letter of Transmittal	i
GFOA Letter of Achievement	vi
Official Roster	vii
Organizational Chart	viii
<u>FINANCIAL SECTION</u>	
Independent Auditors' Report	1
Management's Discussion and Analysis (MDA)	4
<u>BASIC FINANCIAL STATEMENTS</u>	
Government-wide Financial Statements:	
Statement of Net Position	18
Statement of Activities	19
Governmental Fund Financial Statements:	
Balance Sheet – Governmental Funds	22
Reconciliation of the Balance Sheet – Governmental Funds to the Statement of Net Position	23
Statement of Revenues, Expenditures and Changes in Fund Balances – Governmental Funds	24
Reconciliation of the Statement of Revenues, Expenditures and Changes in Fund Balances – Governmental Funds to the Statement of Activities	25
Statement of Revenues, Expenditures and Changes in Fund Balance – Budget to Actual – General Fund	26
Statement of Revenues, Expenditures and Changes in Fund Balance – Budget to Actual – Economic Development	27
Statement of Revenues, Expenditures and Changes in Fund Balance – Budget to Actual – Developer Fees	28
Statement of Revenues, Expenditures and Changes in Fund Balance – Budget to Actual – Corrections Operations	29
Proprietary Fund Financial Statements:	
Statement of Net Position – Proprietary Funds	30
Statement of Revenues, Expenses and Changes in Net Position – Proprietary Funds	31
Statement of Cash Flows – Proprietary Funds	32
Statement of Fiduciary Assets and Liabilities – Agency Funds	33
Notes to Financial Statements	34

**STATE OF NEW MEXICO
SANTA FE COUNTY
Table of Contents
June 30, 2013**

SUPPLEMENTARY INFORMATION

Other Major Governmental Funds Schedules of Revenues, Expenditures and Changes in Fund Balances – Budget to Actual:	
Capital Outlay GRT Series 2008 - Judicial	72
GOB Series 2011 - R,W,OS,SW,F Imp. & Refunding	73
Capital Outlay GRT	74
Major Proprietary Funds Schedules of Revenue, Expenditures and Changes in Net Position–Budget to Actual:	
Home Sales	76
Regional Planning Authority	77
Utilities	78
Housing Services	79
Non-Major Governmental Funds:	
Combining Balance Sheet – All Non-Major Governmental Funds- By Fund Type	82
Combining Statement of Revenues, Expenditures and Changes in Fund Balance – All Non-Major Governmental Funds By Fund Type	83
Non-Major Special Revenue Funds:	
Combining Balance Sheet	88
Combining Statement of Revenues, Expenditures and Changes in Fund Balance	94
Schedule of Revenues, Expenditures and Changes in Fund Balance– Budget to Actual	
Regional Transit	100
Corrections	101
Property Valuation	102
Road Maintenance	103
Emergency Medical Services	104
Farm and Range	105
Fire Protection	106
Law Enforcement Protection	107
Environmental GRT	108
Lodgers Tax	109
Fire Impact Fees	110
Clerk Recording	111
Correctional GRT	112
Indigent Hospital	113
Indigent Services	114
Federal Forfeiture	115
Linkages	116
Housing Choice Voucher Sec 8	117

STATE OF NEW MEXICO
SANTA FE COUNTY
Table of Contents
June 30, 2013

SUPPLEMENTARY INFORMATION (Cont'd)

Schedule of Revenues, Expenditures and Changes in Fund Balance– Budget to Actual (Cont'd)	
EMS Health Care	118
EMS Health Hospital	119
VASH Vouchers	120
Alcohol Programs	121
Detox Programs	122
Fire Operations	123
Emergency Communication Operations	124
Law Enforcement Operations	125
Housing Capital Improvement	126
 Non-Major Debt Service Funds:	
Combining Balance Sheet	128
Combining Statement of Revenues, Expenditures and Changes in Fund Balance	130
 Schedule of Revenues, Expenditures and Changes in Fund Balance– Budget to Actual	
GOB Debt Service	132
Jail Revenue Bond Debt Service	133
GRT Revenue Bond Debt Service	134
WTB Loan/Grant Debt Service	135
 Non-Major Capital Projects Funds:	
Combining Balance Sheet	138
Combining Statement of Revenues, Expenditures and Changes in Fund Balance	142
 Schedule of Revenues, Expenditures and Changes in Fund Balance– Budget to Actual	
Capital Projects - Federal	146
Road Projects	147
Special Appropriations & Other Projects	148
GOB Series 2005 – Roads/Water	149
GOB Series 2007A – Judicial	150
GOB Series 2007B – Roads/Water	151
GOB Series 2009 – R,W,OS,SW,F	152

**STATE OF NEW MEXICO
SANTA FE COUNTY
Table of Contents
June 30, 2013**

SUPPLEMENTARY INFORMATION (Cont'd)

Schedule of Revenues, Expenditures, and Changes in Fund Balance–
Budget to Actual (Cont'd)

Capital Outlay GRT Series 2009 – Water Rights	153
Capital Outlay GRT Series 2010A - BDD	154
Capital Outlay GRT Series 2010B - BDD	155
Equipment Loan Proceeds	156
GOB Series 2001 – Roads/Fire	157
Facility Bond 1997 - Public Safety	158
Fire Tax Revenue Bond Proceeds	159

Agency Funds:

Combining Statement of Fiduciary Assets and Liabilities-Agency Funds	162
Combining Statement of Changes in Fiduciary Assets and Liabilities-Agency Funds	164

STATISTICAL SECTION

Net Position by Component	171
Changes in Net Position	172
Fund Balances of Governmental Funds	174
Changes in Fund Balances, Governmental Funds	175
Gross Receipt Tax Rates	176
Gross Receipts Tax Collections	177
Federal and State Funds Received (Intergovernmental)	178
Taxable Value of Property	179
Principal Property Tax Payers	180
Property Tax Rates (Mil Rates) - Direct and Overlapping	181
Property Tax Levies and Collections	186
Legal Debt Margin Information	187
Ratios of Outstanding Debt by Type	188
Pledged Revenue Coverage	189
Direct and Overlapping Governmental Activities Debt	190
Demographic Information	191
Principal Employers	192
Average Employment by Industry	193
Full Time Equivalent Employees by County Department/Division or Elected Office	194
Real Estate – Home Values	195
Household Income	196
Educational Attainment for Population 25 Years and Older	197
School Enrollment for Population 3 Years and Older	198
Population by Age Group	199
Operating Indicators by Function	200
Operating Indicators by Function (Cash Basis)	201
Capital Assets by Function	202

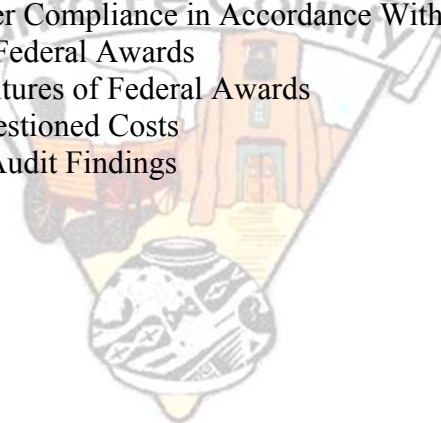
STATE OF NEW MEXICO
SANTA FE COUNTY
Table of Contents
June 30, 2013

OTHER SUPPLEMENTARY INFORMATION

Schedule of Reconciliation of Tax Receipts, Disbursements, and Property Tax Receivable	204
Property Tax Schedule	205
Schedule of Joint Powers Agreements & Memorandums of Understanding	206
Schedule of Deposit and Investment Accounts	207
Schedule of Pledged Collateral	208
Financial Data Schedule	209

SINGLE AUDIT SECTION

Report on Internal Control over Financial Reporting and on Compliance and Other Matters Based on an Audit of Financial Statements Performed in Accordance With <i>Government Auditing Standards</i>	213
Report on Compliance With Requirements Applicable to Each Major Program and on Internal Control Over Compliance in Accordance With OMB Circular A-133	215
Schedule of Expenditures of Federal Awards	218
Notes to Schedule of Expenditures of Federal Awards	219
Schedule of Findings and Questioned Costs	220
Summary Schedule of Prior Audit Findings	232
Exit Conference	233



Introductory Section






Cactus

Daniel “Danny” Mayfield
Commissioner, District 1

Miguel M. Chavez
Commissioner, District 2

Robert A. Anaya
Commissioner, District 3



Kathy Holian
Commissioner, District 4

Liz Stefanics
Commissioner, District 5

Katherine Miller
County Manager

November 14, 2013

To the Board of County Commissioners, the County
Manager and the citizens of Santa Fe County

New Mexico state law, Section 12-6-3 NMSA 1978, requires that an annual audit of a governmental unit’s accounting records and Comprehensive Annual Financial Report be performed by independent public accountants. We are pleased to submit to you the Comprehensive Annual Financial Report for Santa Fe County for the fiscal year ended June 30, 2013.

This report consists of management’s representations concerning the finances of Santa Fe County. County management assumes full responsibility for the completeness and reliability of the information presented in this report based on a comprehensive framework of internal controls that were established for this purpose. Santa Fe County has established a comprehensive internal control framework that is intended to provide reasonable assurance that assets are safeguarded against loss or unauthorized use, and that financial records can be relied upon to produce financial statements according to generally accepted accounting principles. “Reasonable assurance” is intended to recognize that the cost of maintaining the system of internal accounting controls should not exceed the benefits derived. The County’s comprehensive framework of internal controls has been designed to provide reasonable rather than absolute assurance that the financial statements will be free from material misstatement. The County’s management team asserts that, to the best of our knowledge, this financial report is complete and reliable on all material respects.

This report consists of an Introductory Section, the Financial Section which includes the opinion of the County’s independent auditor Axiom Certified Public Accountants and Business Advisors LLC (Axiom), a Management’s Discussion and Analysis, a Statistical Section with ten years of summary data, and the Other Information Section. The introductory section includes this transmittal letter, the County’s organization chart and a list of County Officials and administrative staff. Readers should refer to the Management’s Discussion and Analysis beginning on page 4 of this report for a more detailed overview of how to use this report, an introduction to the County’s basic financial statements, and an analytical overview of the County’s financial activities.

Axiom has audited the County's financial statements for the fiscal year ended June 30, 2013. The goal of the independent audit was to provide reasonable assurance that the financial statements of the County for fiscal year ended June 30, 2013, are free of material misstatement. The independent audit involved examining, on a test basis, evidence supporting the amounts and disclosures in the financial statements; thus, resulting in an assessment of the overall financial statements. Axiom concluded that there was a reasonable basis for rendering an unqualified (or clean) opinion that Santa Fe County's financial statements for the fiscal year ended June 30, 2013, are fairly presented in conformity with accounting principles generally accepted in the United States of America. The report may be found on pages 1-3 of this report.

The Reporting Entity and Its Services

Santa Fe County was established by the laws of the Territory of New Mexico of 1852, under provisions of the act now referred to as Section 4-26-1 of the New Mexico Statutes Annotated, 1978 Compilation. Santa Fe County is located in north-central New Mexico. The City of Santa Fe is the capital of the State of New Mexico and is in the center of the County approximately 60 miles northeast of Albuquerque. Santa Fe County has a total area of 1,911 square miles, 1,909 square miles of land and 2 square miles of water. The 2010 decennial census revealed a population of 144,170, which includes 67,947 individuals located in the City of Santa Fe. This reflects a countywide population percentage *increase* since the 2000 decennial census of 11.5%, which is a lower percentage increase than the State as a whole which saw a 13.2% increase during that same period. The 2010 census also reports a total of 71,267 housing units of which 61,963 are occupied. Santa Fe County has the 6th highest population growth rate in the State (behind Sandoval, Dona Ana, Lea, Valencia, San Juan and Bernalillo) and is the 3rd most populous County (behind Bernalillo and Dona Ana).

The County operates under the commission-manager form of government. All legislative power within the County is vested in a five-member Board of County Commissioners (BCC). The executive function is divided and shared by the Board and five elected county officials - the Assessor, Clerk, Probate Judge, Sheriff and Treasurer. The County provides the following services: public safety (sheriff, fire, emergency communications and corrections), highways and streets, sanitation, health and social services, low rent housing assistance, affordable housing, culture and recreation, senior services, public projects' improvements, planning and zoning, economic development, corrections, and general & administrative services. A regional planning authority created by the City and County of Santa Fe, as well as County housing services, utility and home sales enterprises are included within the business activity of the County's financial statements.

The County currently has several component units that are part of the operations. The Rancho Viejo District does not have a separate governing body for the District and per the debt offering statement the County's Commissioners became the governing body. Additionally, the County has the Housing Authority and the Regional Emergency Communications Center (RECC). Both of which are included in the County's financial statements. The County has accepted all responsibility for both the Housing Authority and the RECC.

Santa Fe County maintains extensive budgetary controls; the budget serves as the foundation for Santa Fe County's financial planning and control. Fiscal year 2013 marks the first year where

the budget was developed using a results-accountable, priority-driven budget methodology (referred to generically as performance-based budgeting). In stark contrast to the past three fiscal years, budget cuts were not required. In fact, staff was instructed to build their budget requests in such a manner as to fund each function adequately to achieve the function's desired outcome even if it resulted in an increase to their budget. Also, for the first time in three fiscal years, requests for new positions were approved as needed to accomplish functional goals.

Additionally, the Board of County Commissioners approves an annual Infrastructure Capital Improvement Plan (ICIP). The capital improvement process entails input from County staff, citizens, social organizations and the community obtained through several public hearings. Long-term capital needs are identified and prioritized based on health and safety hazards, statutory requirements, partnerships, economic development, sustainable growth management plan requirements, impact on the operating budget and scheduling. Potential sources of funding are identified for each project. The County's ICIP is then incorporated into the State of New Mexico's capital planning process.

Economic Condition and Outlook

Major industries in the Santa Fe County area center on tourism and recreation. These include all associated industries such as food, lodging, arts and entertainment. Education and health care also contribute a large portion of the jobs in the area. Professional scientific and management industries also add significantly to the employment base of Santa Fe County. The film industry has made inroads into the Santa Fe County economy filming all or portions of 34 films in and around the County since the beginning of 2008. Government employees comprise 60% of the workforce with 22,270 employees and the local hospital employs a total of 2,021 employees. The County is the 6th largest employer with 1,008 employees based on 2013 figures.

Santa Fe County is working towards its economic development mission by facilitating the private development of a film studio as part of a joint state, local government, and job creating endeavor as well as engaging in renewable energy initiatives, the International Bicycle Technologies Local Economic Development (LEDA) project and development of a regional broadband network. Santa Fe County has also undertaken affordable housing and foreclosure prevention programs as a means of stabilizing the housing market.

Still, Santa Fe County's economy is driven by tourism and recreation. Like other regions of the State and country, these two sectors of the economy have been impacted by the adverse national and global economic events as has construction and real estate.

Santa Fe County is fortunate to have a large property tax base with a current assessed valuation of \$6.8 billion. Assessed valuation growth was strong, reflecting new construction in the County in a good economy from 2004 through 2007. The 2009 through 2012 figures show a significant slowdown in the rate of growth indicating the effect of the housing recession. From 2010 to 2012 valuations remained virtually flat which could signal a potential concern for the County's ability to maintain general fund functions while maintaining a stable property tax rate long-term. However the County Assessor began a County-wide reappraisal which was completed at the end of fiscal year 2013. This reappraisal is intended to ensure that all properties have been captured on the tax rolls as well as to ensure "true and correct" valuations of all properties in the County.

This reappraisal process is statutorily required on a periodic basis and is expected to result in a net increase in assessed valuations.

Property tax collections continued to be strong in fiscal year 2013 edging up to 95.06 percent. The continuation of property tax initiatives undertaken by the County Treasurer in fiscal year 2010 and continuing through fiscal year 2013 add to the strong collections. Implementation of an optional installment plan for property owners whose property taxes are not escrowed, and concerted efforts to collect delinquent taxes has kept collection rates high.

In fiscal year 2013 Santa Fe County maintained a flat budget for countywide gross receipts taxes; gross receipt tax budgets have not been increased since fiscal year 2009. While gross receipts tax collections have not recovered to their pre-recession levels, they do appear to have stabilized over the past two fiscal years. For the fifth fiscal year the gross receipts taxes imposed only in the unincorporated areas of the County have dropped. From their peak in fiscal year 2008 to fiscal year 2013 these GRTs decreased by 35.5%. The effects of the “great recession” coupled with annexation of parts of the County to the City of Santa Fe are responsible for the sharp decline overall. In fiscal year 2013 the unincorporated GRTs continued to decline but actual collections were higher than the budget which was established at 10% lower than fiscal year 2012.

Effective January 1, 2005, the State of New Mexico removed the gross receipts tax on qualifying food sales and medical services. To offset the revenue loss that local governments would experience as a result of this state action, the State created new distributions to municipal and county governments referred to as “hold harmless.” The “hold harmless” replaces the lost revenue for local governments on taxes that were in place at the time the State repealed the tax on food and medical services. Most of the County’s gross receipts taxes increments receive “hold harmless” funding however several do not. During fiscal year 2013 State legislative session State legislators passed a bill which, in part, phases out “hold harmless” payments over a 15-year period at a rate of 6%-7% per year beginning in fiscal year 2016. At the same time, additional taxing authority was given to local governments which would allow them to impose additional gross receipts tax increments to make up the amount lost to “hold harmless”. The new County Hold Harmless Gross Receipts Tax statute authorizes counties to impose up to three additional 1/8th percent tax increments. Santa Fe County would need to impose one 1/8th increment to offset the 100% of the “hold harmless” payments. This action will result in an annual loss of gross receipt tax collections of \$3.4 million and will total \$48 million over the 15-year period.

The County continues to strive to incorporate financial planning in its long-range vision to remain solvent in the current economy. The County maintains the State mandated cash reserve requirements as well as an additional one month’s operational reserve for all other county funds that support operations. Additionally, the County has established a \$5.0 million contingency reserve to assist if necessary in this recessed economy. Thus far the County has not had to make use of the contingency reserve.

In this recessed economy, the County has both conscientiously and strategically maintained sufficient reserves and continued to be conservative with revenue projections. This strategy has enabled the County to not impact employees either by reduced salaries or furloughs.

Financial Policies

In fiscal year 2008, the Board adopted a formal Budget and Financial policy that follows Government Finance Officers Association (GFOA) and other recommended financial policies. Written financial policies were finalized and also adopted by the Board in fiscal year 2008 as a basic framework for financial management of the County to be followed by all county staff. The County has enhanced stronger inventory control procedures, established an audit committee by board resolution and has contracted for internal audit services.

Awards

The Government Finance Officers Association of the United States and Canada (GFOA) awarded a Certificate of Achievement for Excellence in Financial Reporting to Santa Fe County for its comprehensive annual financial report for the fiscal year ended June 30, 2012. In order to be awarded a Certificate of Achievement, a government must publish an easily readable and efficiently organized comprehensive annual financial report. This report must satisfy both generally accepted accounting principles and applicable legal requirements. This is the second year that the County has received this GFOA award. We believe that our current comprehensive annual financial report continues to meet the Certificate of Achievement Program's requirements and we are submitting it to the GFOA to determine its eligibility for another certificate.

Santa Fe County also received the Government Finance Officers Association Distinguished Budget Presentation award for the fiscal year 2012 Final Program Budget. This is the fifth year that the County has received this GFOA budget award. We believe our current budget continues to conform to program requirements.

Acknowledgments

The preparation of this report could not have been accomplished without the dedicated services of the staff within the Finance Division. We wish to express our sincere appreciation to all staff members whose dedication and professionalism made the preparation of the report possible. We would also like to thank the staff from other County departments who assisted and contributed to its preparation. Finally, without the leadership and support of the County Manager and the members of the Board of County Commissioners, preparation of this report would not have been possible.

Respectfully submitted,



Teresa C. Martinez
Finance Division Director



Government Finance Officers Association

**Certificate of
Achievement
for Excellence
in Financial
Reporting**

Presented to

**Santa Fe County
New Mexico**

For its Comprehensive Annual
Financial Report
for the Fiscal Year Ended

June 30, 2012

Executive Director/CEO

STATE OF NEW MEXICO
SANTA FE COUNTY

OFFICIAL ROSTER

JUNE 30, 2013

COUNTY COMMISSIONERS



Daniel "Danny" Mayfield
Member, District 1



Miguel M. Chavez
Member, District 2



Robert Anaya
Member, District 3



Kathy Holian
Chair, District 4



Liz Stefanics
Member, District 5

ELECTED OFFICIALS



Domingo P. Martinez
County Assessor



Patrick Varela
County Treasurer



Robert Garcia
County Sheriff



Geraldine Salazar
County Clerk



Mark A. Basham
Probate Judge

ADMINISTRATIVE OFFICIALS

Katherine Miller



County Manager

Rachel O'Connor

Jeff Trujillo

Penny Ellis-Green

Pablo Sedillo III

Stephen Ross

Adam Leigland

Patricio Guerrero-Ortiz

Bernadette Salazar

Teresa C. Martinez

Community Services Department

Administrative Services Department Director

Growth Management Department Director

Public Safety Department Director

County Attorney

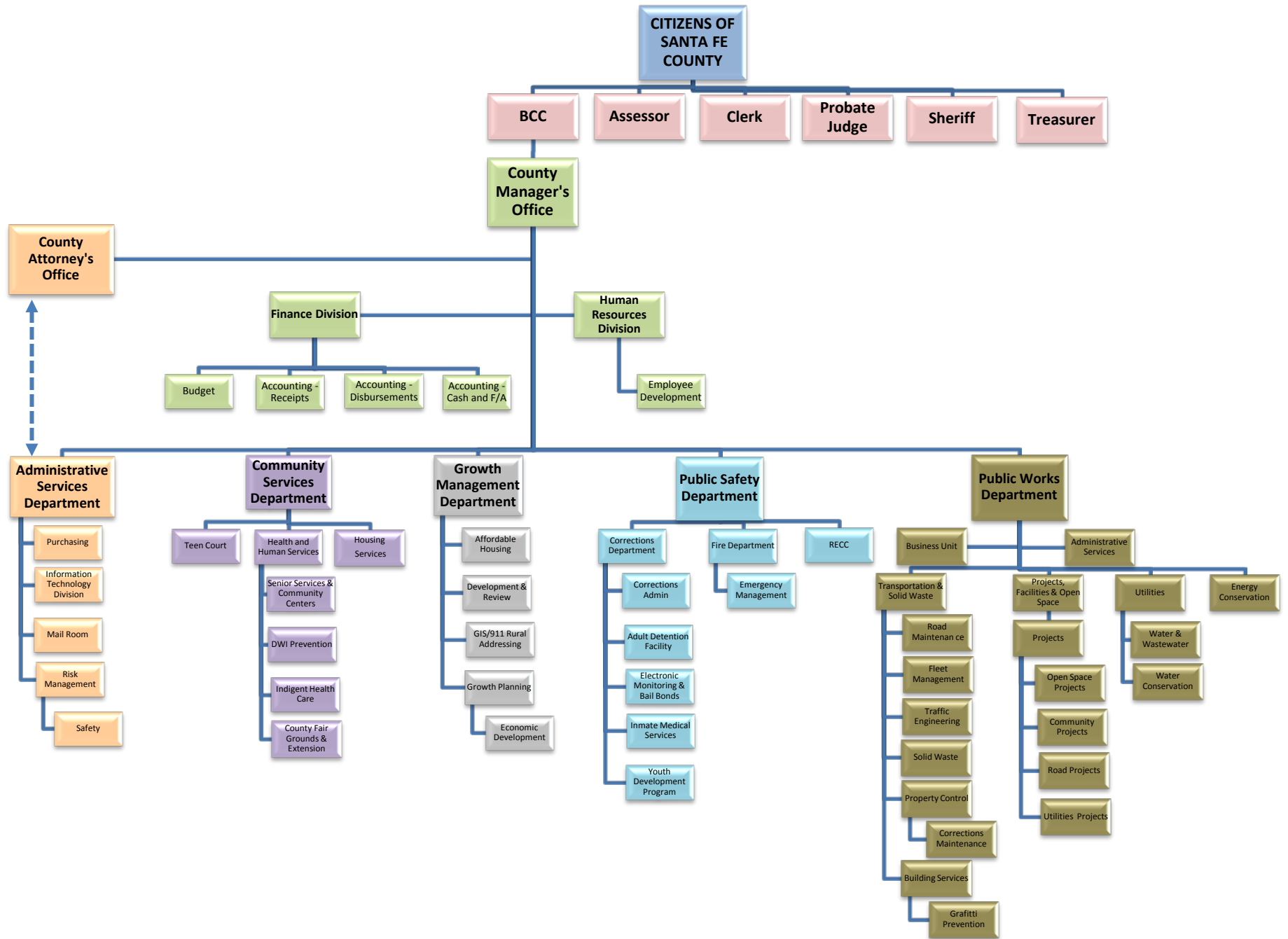
Public Works Director

Utilities Division Director

Human Resources Division Director

Finance Division Director

Santa Fe County
Organizational Chart
Fiscal Year Ended June 30, 2013



FINANCIAL SECTION



Edgewood Fire Station

INDEPENDENT AUDITOR'S REPORT

To the County Commission
Santa Fe County
and Mr. Hector H. Balderas
New Mexico State Auditor

Report on Financial Statements

We have audited the accompanying financial statements of the governmental activities, the business-type activities, each major fund, the aggregate remaining fund information, and the budgetary comparisons for the general fund and major special revenue funds of Santa Fe County ("County") as of and for the year ended June 30, 2013, and the related notes to the financial statements, which collectively comprise the County's basic financial statements as listed in the table of contents. We also have audited the financial statements of each of the County's nonmajor governmental funds, and the budgetary comparisons for the major capital project funds, debt service funds and all nonmajor funds presented as supplementary information, as defined by the Government Accounting Standards Board, in the accompanying combining and individual fund financial statements as of and for the year ended June 30, 2013, as listed in the table of contents.

Management's Responsibility for the Financial Statements

Management is responsible for the preparation and fair presentation of these financial statements in accordance with accounting principles generally accepted in the United States of America; this includes the design, implementation, and maintenance of internal control relevant to the preparation and fair presentation of financial statements that are free from material misstatement, whether due to fraud or error.

Auditor's Responsibility

Our responsibility is to express opinions on these financial statements based on our audit. We conducted our audit in accordance with auditing standards generally accepted in the United States of America and the standards applicable to financial audits contained in *Government Auditing Standards*, issued by the Comptroller General of the United States. Those standards require that we plan and perform the audit to obtain reasonable assurance about whether the financial statements are free from material misstatement.

An audit involves performing procedures to obtain audit evidence about the amounts and disclosures in the financial statements. The procedures selected depend on the auditor's judgment, including the assessment of the risks of material misstatement of the financial statements, whether due to fraud or error. In making those risk assessments, the auditor considers internal control relevant to the entity's preparation and fair presentation of the financial statements in order to design audit procedures that

are appropriate in the circumstances, but not for the purpose of expressing an opinion on the effectiveness of the entity's internal control. Accordingly, we express no such opinion. An audit also includes evaluating the appropriateness of accounting policies used and the reasonableness of significant accounting estimates made by management, as well as evaluating the overall presentation of the financial statements.

We believe that the audit evidence we have obtained is sufficient and appropriate to provide a basis for our audit opinions.

Opinions

In our opinion, the financial statements referred to above present fairly, in all material respects, the respective financial position of the governmental activities, the business-type activities, each major fund, and the aggregate remaining fund information of the County, as of June 30, 2013, and the respective changes in financial position and, where applicable, cash flows thereof and the respective budgetary comparisons for the general fund and major special revenue funds for the year then ended in accordance with accounting principles generally accepted in the United States of America. In addition, in our opinion, the financial statements referred to above present fairly, in all material respects, the respective financial position of each nonmajor governmental fund of the County as of June 30, 2013, and the respective changes in financial position thereof and the respective budgetary comparisons for the major capital project funds, debt service funds and all nonmajor funds for the year then ended in accordance with accounting principles generally accepted in the United States of America.

Other Matters

Required Supplementary Information

Accounting principles generally accepted in the United States of America require that the management's discussion and analysis on pages 4 through 14 be presented to supplement the basic financial statements. Such information, although not a part of the basic financial statements, is required by the Governmental Accounting Standards Board, who considers it to be an essential part of financial reporting for placing the basic financial statements in an appropriate operational, economic, or historical context. We have applied certain limited procedures to the required supplementary information in accordance with auditing standards generally accepted in the United States of America, which consisted of inquiries of management about the methods of preparing the information and comparing the information for consistency with management's responses to our inquiries, the basic financial statements, and other knowledge we obtained during our audit of the basic financial statements. We do not express an opinion or provide any assurance on the information because the limited procedures do not provide us with sufficient evidence to express an opinion or provide any assurance.

Other Information

Our audit was conducted for the purpose of forming opinions on the County's financial statements, the combining and individual fund financial statements, and the budgetary comparisons. The schedule of expenditures of federal awards as required by the Office of Management and Budget *Circular A-133, Audits of States, Local Governments, and Non-Profit Organizations*, financial data schedule, introductory and statistical sections, and the other schedules required by 2.2.2. NMAC are presented for purposes of additional analysis and are not a required part of the basic financial statements.

The schedule of expenditures of federal awards, financial data schedule and other schedules required by 2.2.2. NMAC are the responsibility of management and were derived from and relate directly to the underlying accounting and other records used to prepare the basic financial statements. Such information has been subjected to the auditing procedures applied in the audit of the basic financial statements and certain additional procedures, including comparing and reconciling such information directly to the underlying accounting and other records used to prepare the basic financial statements or to the basic financial statements themselves, and other additional procedures in accordance with auditing standards generally accepted in the United States of America. In our opinion, the schedule of expenditures of federal awards, financial data schedule and other schedules required by 2.2.2. NMAC are fairly stated, in all material respects, in relation to the basic financial statements as a whole.

The introductory and statistical sections have not been subjected to the auditing procedures applied in the audit of the basic financial statements and, accordingly, we do not express an opinion or provide any assurance on them.

Other Reporting Required by Government Auditing Standards

In accordance with *Government Auditing Standards*, we have also issued our report dated November 14, 2013 on our consideration of the County's internal control over financial reporting and on our tests of its compliance with certain provisions of laws, regulations, contracts, and grant agreements and other matters. The purpose of that report is to describe the scope of our testing of internal control over financial reporting and compliance and the results of that testing, and not to provide an opinion on the internal control over financial reporting or on compliance. That report is an integral part of an audit performed in accordance with *Government Auditing Standards* in considering the County's internal control over financial reporting and compliance.



Albuquerque, New Mexico
November 14, 2013

STATE OF NEW MEXICO
SANTA FE COUNTY
MANAGEMENT'S DISCUSSION AND ANALYSIS (MDA)
YEAR ENDED JUNE 30, 2013

As management of Santa Fe County (County), New Mexico, we offer the readers of the County's financial statements this narrative overview and analysis of the financial activities of the County for the current fiscal year.

FINANCIAL HIGHLIGHTS

The financial statements, which follow the Management's Discussion and Analysis, provide the significant key financial highlights for fiscal year 2013 as follows:

- In the Statement of Net Position the County's total net position of governmental activities increased \$9.1 million and business-type activities increased by \$162,799. In total, the net change of \$9.2 million represents an increase of 2.6 percent from the prior year. The County continues to have a strong financial position, operating reserves and assets available to provide services to the citizens.
- In the Statement of Activities the total governmental activities revenues amounted to \$123.1 million, of which general revenues from governmental activities accounted for \$99.0 million in revenue or 80.5 percent of all revenues from governmental activities. Program specific revenues in the form of charges for services and grants and contributions accounted for \$24.0 million or 19.5 percent of total governmental activities.
- In the Statement of Activities the total business-type activities revenues amounted to \$7.5 million, of which general revenues from business-type activities accounted for \$3.4 million or 44.4 percent of all revenues from business-type activities. Program specific revenues in the form of charges for services and operating grants and contributions accounted for \$4.2 million or 55.5 percent of business-type activities.
- In the Statement of Activities the County had \$113.9 million in expenses related to governmental activities, of which \$24.0 million of these expenditures were offset by program specific charges for services or grants and contributions. General revenues of \$99.0 million were adequate to provide for the remaining costs of these programs. The County had \$7.4 million in expenses related to business-type activities. These expenses were offset by program specific revenues in the form of charges for services and operating grants and contributions of \$4.2 million.
- The General Fund had \$61.2 million in revenues, which primarily consisted of taxes, charges for services and interest earnings. The total expenditures of the General Fund were \$31.3 million. The General Fund's fund balance decreased \$2.1 million, partially due to a decrease in grants revenues and increased expenditures witnessed for culture and recreation and public works.

OVERVIEW OF THE FINANCIAL STATEMENTS

This discussion and analysis are intended to serve as an introduction to the County's basic financial statements. The County's basic financial statements comprise three components: 1) government-wide financial statements, 2) fund financial statements, and

STATE OF NEW MEXICO
SANTA FE COUNTY
MANAGEMENT'S DISCUSSION AND ANALYSIS (MDA)
YEAR ENDED JUNE 30, 2013

OVERVIEW OF THE FINANCIAL STATEMENTS (Cont'd)

3) notes to the financial statements. This report also contains other supplementary information in addition to the basic financial statements themselves.

Government-wide financial statements. The government-wide financial statements are designed to provide readers with a broad overview of the County's finances, in a manner similar to a private-sector business.

The statement of net position presents information on all of the County's assets and liabilities, with the difference between the two reported as net position. Over time, increases or decreases in net position may serve as a useful indicator of whether the financial position of the county is improving or deteriorating.

The statement of activities presents information showing how the County's net position changed during the most recent fiscal year. All changes in net position are reported as soon as the underlying event giving rise to the change occurs, regardless of the timing of related cash flows. Thus, revenues and expenses are reported in this statement for some items that will only result in cash flows in future fiscal period (e.g., uncollected taxes and earned but unused compensated absences).

In the government-wide financial statements of the County's activities are presented in the following categories:

- **Governmental activities** – Most of the County's basic services are included here, such as general government, public safety, public works, economic development and culture and recreation. Gross receipt taxes, property taxes, and intergovernmental revenues finance most of these activities.
- **Business-type activities** – The services provided by the County included here are home sales, regional planning, utilities and housing services. These services are primarily financed through charges for services.

Fund Financial Statements. A fund is a grouping of related accounts that is used to maintain control over resources that have been segregated for specific activities or objectives. The County uses fund accounting to ensure and demonstrate compliance with finance-related legal requirements. All of the funds of the County can be divided into three categories: governmental funds, proprietary funds and fiduciary funds.

Governmental funds. Governmental funds are used to account for essentially the same functions reported as governmental activities in the government-wide financial statements. However, unlike the government-wide financial statements, governmental fund financial statements focus on near-term inflows of spendable resources, as well as on balances of spendable resources available at the end of the fiscal year. Such information may be useful in evaluating the County's near-term financing requirements.

Because the focus of governmental funds is narrower than that of the government-wide financial statements, it is useful to compare the information presented for governmental funds with similar information presented for governmental activities in the government-wide financial statements. By doing so, readers may better understand the long-term impact of the County's near-term financing decisions. Both the governmental fund balance sheet and the

STATE OF NEW MEXICO
SANTA FE COUNTY
MANAGEMENT'S DISCUSSION AND ANALYSIS (MDA)
YEAR ENDED JUNE 30, 2013

OVERVIEW OF THE FINANCIAL STATEMENTS (Concl'd)

governmental fund statement of revenues, expenditures and changes in fund balances provide a reconciliation to facilitate this comparison between governmental funds and governmental activities.

Information is presented separately in the governmental fund balance sheet and in the governmental fund statement of revenues, expenditures, and changes in fund balance for the General Fund, Economic Development Fund, Capital Outlay GRT Fund, Capital Outlay GRT Series 2008, GOB Series 2011, Developer Fees Fund, Corrections Operations Fund, all of which are considered to be the County's major governmental funds. Data from the other governmental funds are combined into a single, aggregated presentation. Individual fund data for each of these non-major governmental funds is provided in the form of combining schedules.

Proprietary funds. The County maintains four proprietary funds. Proprietary funds are used to report the same functions presented as business-type activities in the government-wide financial statements. The County uses enterprise funds to account for its home sales program, regional planning authority, utilities, and housing authority.

Fiduciary funds. Fiduciary funds are used to account for resources held for the benefit of parties outside the county. Fiduciary funds are not reflected in the government-wide financial statements because the resources of those funds are not available to support the County's own programs. The accounting used for fiduciary funds is much like that used for proprietary funds.

Notes to the financial statements. The notes (pages 34-68) provide additional information that is essential to a full understanding of the data provided in the government-wide and fund financial statements.

Other information. In addition to the basic financial statements and accompanying notes, this report also presents certain required supplementary information. Under New Mexico Administrative code Section 2.2.2, governments in New Mexico must include the budgetary comparison statement for the General Fund and major special revenue fund data as a component of the fund financial statements within the basic financial statements.

GOVERNMENT-WIDE FINANCIAL ANALYSIS

Net assets may serve over time as a useful indicator of a government's financial position. In the case of the County, assets exceeded liabilities by \$367.9 million at the current fiscal year end.

A significant portion of the County's net position reflects its investment in capital assets (e.g. land, construction in progress, infrastructure, buildings and improvements, and vehicles, furniture and equipment); less any related debt used to acquire those assets that are still outstanding. The County uses these capital assets to provide services to its citizens; consequently, these assets are not available for future spending. Although the County's investment in its capital assets is reported net of related debt, it should be noted that the resources needed to repay this debt must be provided from other resources, since the capital assets themselves cannot be used to liquidate these liabilities. In addition, an amount of \$118.3 million of the County's resources are restricted for the specified purposes of, debt service repayment and capital outlay investment.

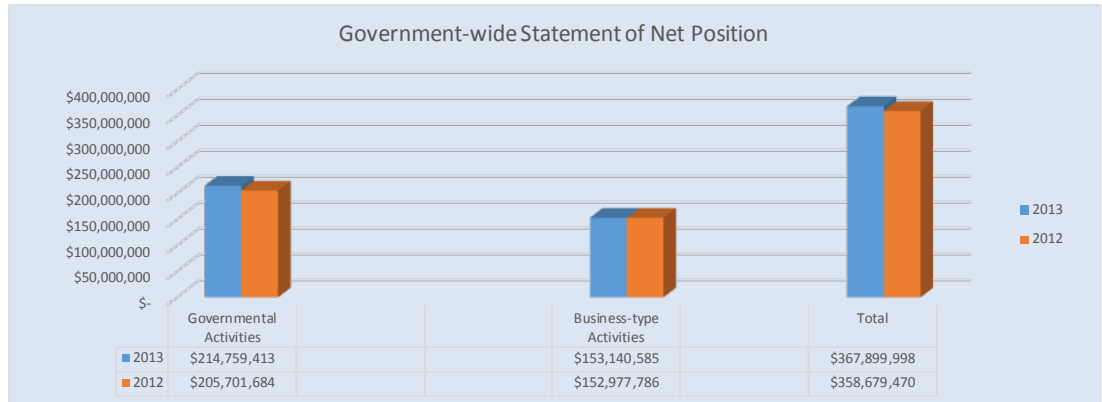
STATE OF NEW MEXICO
SANTA FE COUNTY
MANAGEMENT'S DISCUSSION AND ANALYSIS (MDA)
YEAR ENDED JUNE 30, 2013

GOVERNMENT-WIDE FINANCIAL ANALYSIS (Cont'd)

The County's financial position is the product of several financial transactions including the net results of activities, the acquisition and payment of debt, the acquisition and disposal of capital assets, and the depreciation of capital assets. At fiscal year end, the County reported positive balances in all categories of net assets. The same situation held true for the prior fiscal year. The significant current year transaction was the addition of \$26.1 million of governmental capital assets. The following table presents a summary of the County's net assets for the fiscal years ending June 30, 2013, and June 30, 2012.

Government-wide Statement of Net Position						
	2013			2012		
	Governmental Activities	Business-type Activities	Total	Governmental Activities	Business-type Activities	Total
ASSETS						
Current and other assets	\$ 222,792,795	\$ 10,891,211	\$ 233,684,006	\$ 231,756,256	\$ 11,763,601	\$ 243,519,857
Capital assets, net	236,036,224	143,021,433	379,057,657	209,899,868	142,676,639	352,576,507
Total assets, net	458,829,019	153,912,644	612,741,663	441,656,124	154,440,240	596,096,364
LIABILITIES						
Current and other liabilities	14,353,928	772,059	15,125,987	13,171,414	1,462,454	14,633,868
Long-term liabilities	229,715,678	-	229,715,678	222,783,026	-	222,783,026
Total liabilities	244,069,606	772,059	244,841,665	235,954,440	1,462,454	237,416,894
NET POSITION						
Invested in capital assets, net of related debt	24,886,224	143,021,433	167,907,657	4,844,868	142,676,639	147,521,507
Restricted						
Restricted for:						
Contractual & statutory Requirements	68,723,382	-	68,723,382	47,907,553	-	47,907,553
Debt service	12,976,499	-	12,976,499	15,554,402	-	15,554,402
Capital outlay	66,080,878	-	66,080,878	69,082,502	-	69,082,502
Unrestricted	42,092,430	10,119,152	52,211,582	68,312,359	10,301,147	78,613,506
Total net position	\$ 214,759,413	\$ 153,140,585	\$ 367,899,998	\$ 205,701,684	\$ 152,977,786	\$ 358,679,470

*Fiscal year 2012 net position balances were reclassified to match current year presentation.



STATE OF NEW MEXICO
SANTA FE COUNTY
MANAGEMENT'S DISCUSSION AND ANALYSIS (MDA)
YEAR ENDED JUNE 30, 2013

GOVERNMENT-WIDE FINANCIAL ANALYSIS (Cont'd)

Changes in net position. The County's total revenues for the current fiscal year were \$127.6 million. The total cost of all programs and services was \$121.3 million. The following table presents a summary of the changes in net position for the fiscal years ended June 30, 2013, and June 30, 2012.

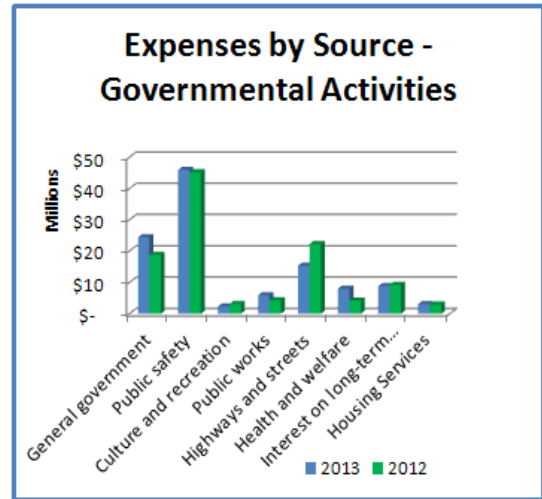
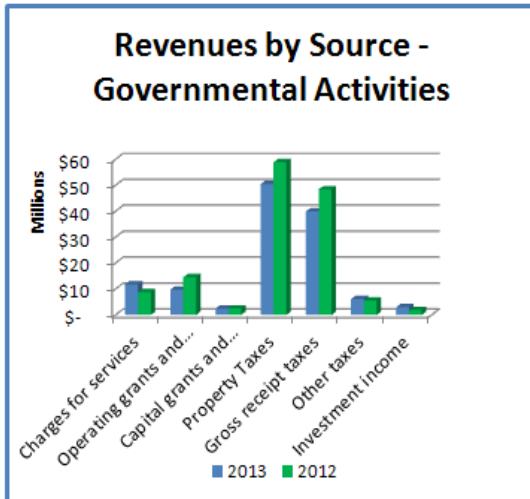
	2013			2012		
	Changes in Net assets			Changes in Net assets		
	Governmental Activities	Business-type Activities	Total	Governmental Activities	Business-type Activities	Total
Revenues						
Program revenues						
Charges for services	\$ 11,836,097	\$ 3,765,599	\$ 15,601,696	\$ 8,747,797	\$ 2,824,373	\$ 11,572,170
Operating grants and contributions	9,732,956	423,198	10,156,154	14,523,026	438,353	14,961,379
Capital grants and contributions	2,398,552	-	2,398,552	2,505,129	-	2,505,129
General revenues						
Property taxes, levied for debt svc.	11,068,955	-	11,068,955	13,315,084	-	13,315,084
Property taxes, levied for general	39,430,031	-	39,430,031	45,555,613	-	45,555,613
Gross receipt taxes	39,875,559	-	39,875,559	48,434,191	-	48,434,191
Other taxes	6,063,758	-	6,063,758	5,572,038	-	5,572,038
Investment income	2,973,577	31,879	3,005,456	1,891,471	21,377	1,912,848
Total revenues	123,379,485	4,220,676	127,600,161	140,544,349	3,284,103	143,828,452
Expenses						
General government	24,478,996	-	24,478,996	18,783,921	-	18,783,921
Public safety	45,927,496	-	45,927,496	45,179,971	-	45,179,971
Culture and recreation	2,322,140	-	2,322,140	3,128,532	-	3,128,532
Public works	5,865,205	-	5,865,205	4,328,527	-	4,328,527
Highways and streets	15,372,972	-	15,372,972	22,260,565	-	22,260,565
Health and welfare	7,997,909	-	7,997,909	4,178,798	-	4,178,798
Interest on long-term debt	8,826,158	-	8,826,158	9,253,219	-	9,253,219
Home Sales	-	256,773	256,773	-	-	-
Regional Planning Authority	-	30,036	30,036	-	3,722	3,722
Utilities Department	-	5,920,643	5,920,643	-	6,018,732	6,018,732
Housing Services	3,104,389	1,174,668	4,279,057	2,952,147	1,541,240	4,493,387
Total expenses	113,895,265	7,382,120	121,277,385	110,065,680	7,563,694	117,629,374
Increase (decrease) in net assets before transfers	9,484,220	(3,161,444)	6,322,776	30,478,669	(4,279,591)	26,199,078
Transfers	(319,043)	319,043	-	1,652,350	(1,652,350)	-
Change in net assets	\$ 9,165,177	\$ (2,842,401)	\$ 6,322,776	\$ 32,131,019	\$ (5,931,941)	\$ 26,199,078

STATE OF NEW MEXICO
SANTA FE COUNTY
MANAGEMENT'S DISCUSSION AND ANALYSIS (MDA)
YEAR ENDED JUNE 30, 2013

GOVERNMENT-WIDE FINANCIAL ANALYSIS (Cont'd)

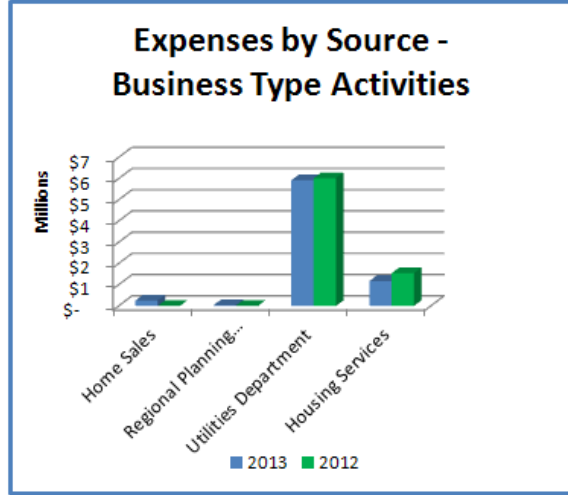
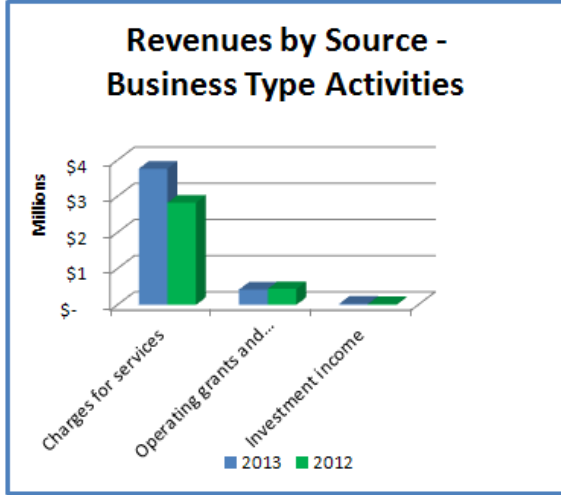
Governmental and Business-type activities. The following table presents the cost of the twelve (12) major County functional activities. The table also shows each function's net cost (total cost less charges for services generated by the activities and intergovernmental aid provided for specific programs). The net cost shows the financial burden that was placed on the State and County's taxpayers by each of these functions.

	2013		2012	
	Total Expenses	Net (Expense)/ Revenue	Total Expenses	Net (Expense)/ Revenue
Governmental Activities				
General government	\$ 24,478,996	\$ (19,549,181)	\$ 18,783,921	\$ (11,706,384)
Public safety	45,927,496	(32,878,895)	45,179,971	(36,114,422)
Culture and recreation	2,322,140	(2,319,708)	3,128,532	(1,602,429)
Public works	5,865,205	(5,080,827)	4,328,527	(1,162,756)
Highways and streets	15,372,972	(14,784,413)	22,260,565	(21,364,859)
Health and welfare	7,997,909	(5,807,386)	4,178,798	(2,761,939)
Housing	3,104,389	(681,092)	2,952,147	(323,720)
Interest on long-term debt	8,826,158	(8,826,158)	9,253,219	(9,253,219)
Total	\$ 113,895,265	\$ (89,927,660)	\$ 110,065,680	\$ (84,289,728)
Business-type Activities				
Home Sales	\$ 256,773	\$ (256,773)	\$ 132,395	\$ (128,258)
Regional planning authority	30,036	(15,888)	3,722	264
Utilities	5,920,643	(2,585,277)	6,018,732	(3,552,867)
Housing services	1,174,668	(335,385)	1,408,845	(620,576)
Total	\$ 7,382,120	\$ (3,193,323)	\$ 7,563,694	\$ (4,301,437)



STATE OF NEW MEXICO
SANTA FE COUNTY
MANAGEMENT'S DISCUSSION AND ANALYSIS (MDA)
YEAR ENDED JUNE 30, 2013

GOVERNMENT-WIDE FINANCIAL ANALYSIS (Concl'd)



- The cost of all governmental activities this year was \$113.9 million; the increase of \$3.8 million from the prior year was primarily due to an increase in expenses for general government and health and welfare which were also offset by decreases relative to public works and housing. The increase witnessed in general government, and across the board overall, can be attributed to increased employee costs specifically related to cost of living increases, one-time retention incentives as well as new staff funded in fiscal year 2013.
- The cost of all business-type activities this year was \$7.4 million, a decrease of \$181,574 from the prior year mainly in housing services expenditures.
- Charges for services and contributions subsidized certain governmental programs and business-type programs with revenues of \$28.2 million, a decrease of \$882,276 from the prior year. The decrease is due to a combination of increases of \$4.0 million in charges for services mainly within the public safety component, which is reflective of an increase in care of prisoner revenue due to a new contract with another governmental entity with a steady monthly population. The revenues reflected within operating grants and contributions witnessed a decrease of \$4.8 million due to the completion of the Santa Fe Studios economic development project and grants for the Linkages and Veterans Assistance housing vouchers.
- Net cost of governmental activities of \$89.9 million was financed by general revenues, which are made up primarily of property taxes and gross receipts taxes of \$90.4 million. The majority of costs can be attributed to general government, public safety and highways and streets.

STATE OF NEW MEXICO
SANTA FE COUNTY
MANAGEMENT'S DISCUSSION AND ANALYSIS (MDA)
YEAR ENDED JUNE 30, 2013

FINANCIAL ANALYSIS OF THE COUNTY'S FUNDS

As noted earlier, the County uses fund accounting to ensure and demonstrate compliance with finance related legal requirements.

Governmental funds. The focus of the County's governmental funds is on near-term inflows, outflows and balances of spendable resources. Such information is useful in assessing the County's financing requirement. In particular, unreserved fund balances may serve as a useful measure of the County's net resources available for spending at the end of the fiscal year.

The financial performance of the County as a whole is reflected in its governmental funds. As the County completed the year, its governmental funds reported a combined fund balance of \$192.7 million, a decrease of \$2.1 million.

The General Fund is the principal operating fund of the County. The General Fund's fund balance decreased \$2.2 million to \$69.4 million at year end. The decrease can be attributed to the increases for employees, which included retention incentives and higher employer share of insurance costs.

Proprietary funds. Net position of the Proprietary Funds increased slightly by \$162,799 to \$153 million at year end. The increase can be attributed to an increase in the customer base for Utilities resulting in higher charges for services revenue.

BUDGETARY HIGHLIGHTS

Fiscal year 2013 marks the first year where the budget was developed using a performance-based budgeting. During the first phase of the transition to the new methodology, staff was trained in the concepts of performance management and an "end-result" way of planning. As opposed to prior years, budget cuts were not required.

The final fiscal year 2013 budget totaled \$239.9 million of which \$54.0 million represents interfund transfers. Excluding these transfers the total fiscal year 2013 budget is \$185.9 million. This represents a \$7.1 million increase from the fiscal year 2012 budget attributable to the transition to performance based budgeting as well as new capital improvements program.

The vast majority of the County's budget is within its special revenue funds totaling \$121.7 million. A distant second majority is the General Fund totaling \$73.2 million. The remainder of the budget is comprised of capital improvement funds (\$19.8 million), debt service funds (\$20.2 million) and enterprise funds (\$4.99 million).

The budget priority changes from fiscal year 2012 recognized that public safety is and continues to be a high priority and a budget challenge for the County. For the first time since 2002, the General Fund witnessed new pressure from the fire service. Increased funding was budgeted for maintenance, improvement and construction of new road system infrastructure and expansion of the water and the wastewater utility. Retooling the Solid Waste program for the County; finding solutions to the difficult challenges associated with solid waste which satisfy residents across such a geographically large, socially and culturally diverse county. Economic development rose to a higher priority with the commitment of funding from the General Fund. Investment in Santa Fe County's employees was an important priority for the Board of County Commissioners in fiscal year 2013. For the past several fiscal years, such an investment could not become a reality because of the economic conditions that prevailed.

STATE OF NEW MEXICO
SANTA FE COUNTY
MANAGEMENT'S DISCUSSION AND ANALYSIS (MDA)
YEAR ENDED JUNE 30, 2013

CAPITAL ASSETS AND DEBT ADMINISTRATION

Capital Assets. At year end, the County had invested \$22.6 million in capital assets, including buildings, water systems, facilities, vehicles, computers, equipment, and infrastructure assets. This amount represents a net increase prior to depreciation of \$26.4 million. Total depreciation expense for the current fiscal year was \$9.1 million. The following schedule presents capital asset balances for the fiscal years ended June 30, 2013 and June 30, 2012.

The estimated cost to complete current construction projects is \$8M. Additional information on the County's capital assets can be found in Note 5 Capital Assets, pages 56 and 57. Lastly, the County completed the following projects at the end of fiscal year 2013 – Esperanza Shelter \$1.8 million, First Judicial Complex \$59.0 million, San Marcos Solid Waste transfer station \$793,000.

<u>Governmental Activities</u>	As of <u>June 30, 2013</u>	As of <u>June 30, 2012</u>
Land	\$ 35,340,699	\$ 35,377,005
Buildings and improvements	172,203,661	108,443,440
Infrastructure	45,632,861	42,217,945
Vehicles, Furn. Fixtures & Equip.	58,368,294	52,664,895
Construction in progress	6,263,113	44,580,383
Right of way land	10,109,940	10,109,940
Less: Accumulated depreciation	<u>(91,882,344)</u>	<u>(83,493,740)</u>
Total	<u>\$ 236,036,224</u>	<u>\$ 209,899,868</u>
<u>Business-type Activities</u>		
Land	\$ 2,164,596	\$ 2,164,596
Buildings and improvements	7,858,096	7,853,927
Water systems	121,174,258	116,451,257
Vehicles, Furn. Fixtures & Equip.	1,039,991	950,764
Construction in progress	43,814	1,884,040
Water rights	21,704,696	21,704,696
Less: Accumulated depreciation	<u>(10,964,017)</u>	<u>(8,332,641)</u>
Total	<u>\$ 143,021,434</u>	<u>\$ 142,676,639</u>

Debt Administration. At year end, the County had \$224.1 million in long-term debt outstanding. The following table presents a summary of the County's outstanding long-term debt for the fiscal year ended June 30, 2013 and June 30, 2012. Additional information on the County's debt can be found in Note 9 Bonds Payable, pages 63 and 64.

	<u>2013</u>	<u>2012</u>
Bonds payable	\$133,455,000	\$122,550,000
Revenue bonds payable	<u>\$ 90,600,000</u>	<u>\$ 93,620,000</u>
TOTAL	<u>\$224,055,000</u>	<u>\$216,170,000</u>

State statutes currently limit the amount of general obligation debt a County may issue to 4 percent of its total assessed valuation for general purposes. The current debt limitation for general purposes for the County is \$272 million. State statute currently does not limit the amount of general obligation debt a County may issue for Water and Wastewater systems. Debt service per capital in fiscal year 2013 totals \$138.33; \$86.88 for general obligation debt service and \$51.45 for revenue bond and other debt service.

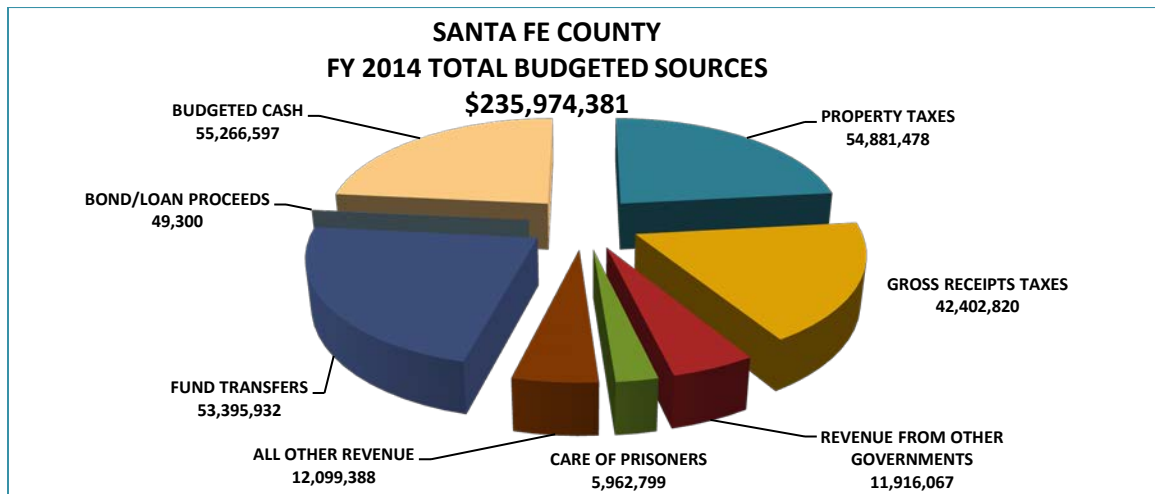
STATE OF NEW MEXICO
 SANTA FE COUNTY
 MANAGEMENT'S DISCUSSION AND ANALYSIS (MDA)
 YEAR ENDED JUNE 30, 2013

CAPITAL ASSETS AND DEBT ADMINISTRATION (Concl'd)

Credit Ratings. The financial condition of the County is strong as reflected by the County's bond rating of Aaa from Moody's and AA+ from S & P for the General Obligation Series 2013. Such a rating was assigned given that the County's restricted revenues provide satisfactory debt service coverage, the County has a large and diverse tax base and the County maintains solid financial operations with strong reserves.

ECONOMIC FACTORS AND NEXT YEAR'S BUDGET AND RATES

Fiscal year 2014 is the second year in the transition to the performance based methodology and was developed using the strategy that organizational units within the County first determine what results each desires to achieve, based upon citizen and Commission priorities, and then determine funding and staffing needed to achieve the desired result. Key to the process was to look at each Department within Santa Fe County and break it down into major functions, determine the desired outcome of each function, develop measures to gauge progress towards the desired outcome(s), set goals for fiscal year 2014 and determine the cost to perform the function and meet the desired goal. This budget process formed the basis for the funding request and the County moved forward with a somewhat more optimistic view of the financial picture than in the past two budget cycles. The fiscal year 2014 established budget totaled \$236.0 million, or \$182.6 million excluding inter-fund transfers. This budget was actually \$3.9 million less than the prior year budget of \$239.9 million.



In fiscal year 2014 revenue projections supported a very modest increase in property tax and a conservative 1 percent increase for countywide gross receipts taxes. This increase represents the first time that gross receipt tax budgets have been increased since fiscal year 2009. While gross receipts tax collections have not recovered to their pre-recession levels, they do appear to have stabilized over the past two fiscal years. A greater increase was not considered due to ongoing economic uncertainty.

STATE OF NEW MEXICO
SANTA FE COUNTY
MANAGEMENT'S DISCUSSION AND ANALYSIS (MDA)
YEAR ENDED JUNE 30, 2013

ECONOMIC FACTORS AND NEXT YEAR'S BUDGET AND RATES (Concl'd)

Changes from the fiscal year 2013 budget resulted in a decrease across all funds from fiscal year 2013 to fiscal year 2014. Recurring expenses from fiscal year 2013 to fiscal year 2014 increased by \$3.1 million. Capital improvement projects and other non-recurring expenses decreased by \$6.8 million.

- Major changes in the General Fund (101) are:
 - Increased the Asset Renewal and Replacement package (formerly known as the capital package) and set asides (\$2.2M).
 - Increased General Fund support of the Road Fund (\$0.9 M).
 - Increased General Fund support of the Law Enforcement Operations Fund (\$1.0 M).
 - Increased General Fund support of the Corrections Operations Fund (\$0.5 M).
 - Increased funding for Library and Youth programs (\$0.1 M).
- The Capital Outlay GRT Fund was reclassified from a special revenue fund (213) to a capital improvement fund (313). In fiscal year 2013 the Capital Outlay GRT Fund budget was \$25.4 M but was decreased by \$7.8 M in fiscal year 2014.
- Increased funding for the Sole Community Provider program (\$0.5 M).
- The Fire Operations Fund (244) budget decrease by \$0.9 M.
- The Regional Emergency Communications Center (RECC) Operations Fund (245) remained flat at approximately \$3.5 M. Since this fund has no significant funding of its own, it is reliant upon transfers from other funds. In fiscal year 2014 the Fire Operations fund will transfer \$3.4 M to the RECC.
- Bond proceeds from the 2011 Series GOB were budgeted at \$8.8 M across all project categories. This is a decrease of \$4.6 M from the fiscal year 2013 budget.
- A newly issued 2013 Series GOB was budgeted at \$8.4 M.
- Total debt service for Santa Fe County decrease by \$1.6 M.

We believe this written analysis and the accompanying financial reports will indicate to the reader that Santa Fe County is in good financial health. Factors such as bond ratings, fund balances, cash on hand and budget management, will reflect a positive financial direction and management.

Request for Information

This financial report is designed to provide our citizens, taxpayers, customer, and investors and creditors with a general overview of the County's finances and to demonstrate the County's accountability for the resources it receives. If you have any questions about this report or need additional information, contact the Finance Division, Santa Fe County, 102 Grant Avenue, Santa Fe, New Mexico 87501 or visit our website at www.santafecountynm.gov.



Santa Fe County Sheriff's Units

BASIC FINANCIAL STATEMENTS

GOVERNMENT-WIDE FINANCIAL STATEMENTS

STATE OF NEW MEXICO
SANTA FE COUNTY
STATEMENT OF NET POSITION
JUNE 30, 2013

	<u>Governmental Activites</u>	<u>Business-type Activites</u>	<u>Total</u>
ASSETS			
Cash and investments	\$ 170,780,337	9,545,917	180,326,254
Cash and investments - restricted	19,768,703	90,319	19,859,022
Receivables, net of allowance for uncollectibles	30,650,240	892,808	31,543,048
Prepaid and other assets	163,539	3,315	166,854
Deferred charges	1,429,976	-	1,429,976
Held for sale - Land	-	85,000	85,000
Held for sale - Buildings/Improvements	-	273,852	273,852
Capital assets, not depreciated	51,713,752	23,913,106	75,626,858
Capital assets, net of accumulated depreciation	<u>184,322,472</u>	<u>119,108,327</u>	<u>303,430,799</u>
Total Assets	<u>458,829,019</u>	<u>153,912,644</u>	<u>612,741,663</u>
LIABILITIES			
Accounts payable	5,530,562	379,798	5,910,360
Accrued wages and benefits	2,020,518	61,354	2,081,872
Deposits held for others	900,192	245,493	1,145,685
Unearned revenue	-	758	758
Due to other governments	-	84,656	84,656
Other current liabilities	65,594	-	65,594
Accrued interest payable	3,271,768	-	3,271,768
Deferred bond items	2,565,294	-	2,565,294
Long-term liabilities, due in one year	12,922,170	-	12,922,170
Long-term liabilities, due in more than one year	<u>216,793,508</u>	<u>-</u>	<u>216,793,508</u>
Total Liabilities	<u>244,069,606</u>	<u>772,059</u>	<u>244,841,665</u>
NET POSITION			
Net investment in capital assets	24,886,224	143,021,433	167,907,657
Restricted for:			
Contractual & Statutory requirements	68,723,382	-	68,723,382
Debt service	12,976,499	-	12,976,499
Capital outlay	66,080,878	-	66,080,878
Unrestricted	<u>42,092,430</u>	<u>10,119,152</u>	<u>52,211,582</u>
Total Net Position	<u>\$ 214,759,413</u>	<u>153,140,585</u>	<u>367,899,998</u>

The accompanying notes to the financial statements are an integral part of this statement.

STATE OF NEW MEXICO
SANTA FE COUNTY
STATEMENT OF ACTIVITIES
YEAR ENDED JUNE 30, 2013

Functions/Programs	Program Revenues				Net (Expense) Revenue and Changes in Net Assets		
	Expenses	Charges for Services	Operating Grants and Contributions	Capital Grants and Contributions	Governmental Activities	Business-type Activities	Totals
Primary Government							
Governmental activities:							
General government	\$ 24,478,996	3,051,347	1,878,468	-	(19,549,181)	-	(19,549,181)
Public safety	45,927,496	8,617,806	3,715,425	715,370	(32,878,895)	-	(32,878,895)
Culture & recreation	2,322,140	-	-	2,432	(2,319,708)	-	(2,319,708)
Public works	5,865,205	-	784,378	-	(5,080,827)	-	(5,080,827)
Highways & streets	15,372,972	-	63,593	524,966	(14,784,413)	-	(14,784,413)
Health & welfare	7,997,909	2,225	1,368,512	819,786	(5,807,386)	-	(5,807,386)
Housing	3,104,389	164,719	1,922,580	335,998	(681,092)	-	(681,092)
Interest on long-term debt	8,826,158	-	-	-	(8,826,158)	-	(8,826,158)
Total governmental activities	<u>113,895,265</u>	<u>11,836,097</u>	<u>9,732,956</u>	<u>2,398,552</u>	<u>(89,927,660)</u>	<u>-</u>	<u>(89,927,660)</u>
Business-type activities:							
Home sales	256,773	-	-	-	-	(256,773)	(256,773)
Regional planning authority	30,036	14,148	-	-	-	(15,888)	(15,888)
Utilities	5,920,643	3,335,366	-	-	-	(2,585,277)	(2,585,277)
Housing services	1,174,668	416,085	423,198	-	-	(335,385)	(335,385)
Total business-type activities	<u>7,382,120</u>	<u>3,765,599</u>	<u>423,198</u>	<u>-</u>	<u>-</u>	<u>(3,193,323)</u>	<u>(3,193,323)</u>
Total primary government	<u>\$ 121,277,385</u>	<u>15,601,696</u>	<u>10,156,154</u>	<u>2,398,552</u>	<u>(89,927,660)</u>	<u>(3,193,323)</u>	<u>(93,120,983)</u>
General revenues:							
Taxes:							
Property taxes, levied for general purposes					39,430,031	-	39,430,031
Property taxes, levied for debt service					11,068,955	-	11,068,955
Gross receipts taxes					39,875,559	-	39,875,559
Other taxes					6,063,758	-	6,063,758
Investment income					2,973,577	31,879	3,005,456
Contributed capital					-	3,005,200	3,005,200
Transfers					(319,043)	319,043	-
Total general revenues and transfers					<u>99,092,837</u>	<u>3,356,122</u>	<u>102,448,959</u>
Change in net position					9,165,177	162,799	9,327,976
Net position, beginning of year					205,701,684	152,977,786	358,679,470
Restatement (Note 19)					(107,448)	-	(107,448)
Net position, beginning of year, as restated					<u>205,594,236</u>	<u>152,977,786</u>	<u>358,572,022</u>
Net position, end of year					<u>\$ 214,759,413</u>	<u>153,140,585</u>	<u>367,899,998</u>

The accompanying notes to the financial statements are an integral part of this statement.



District Courthouse Interior

FUND FINANCIAL STATEMENTS

STATE OF NEW MEXICO
SANTA FE COUNTY
Balance Sheet
Governmental Funds
June 30, 2013

	Major Funds								Total Governmental Funds
	Special Revenue			Capital Projects			Capital Projects		
	General	Economic Development	Developer Fees	Corrections Operations	Capital Outlay GRT Series 2008 - Judicial	GOB Series 2011 - R,W,OS,SW,F Imp. & Refunding	Capital Outlay GRT	Non-Major Other Governmental Funds	
ASSETS									
Cash and investments	\$ 54,372,546	3,883,396	-	-	4,249,913	13,029,903	29,145,219	66,099,360	170,780,337
Cash and investments - restricted	6,500,000	-	1,605,857	8,874,487	-	-	-	2,788,359	19,768,703
Receivables, net of allowance for uncollectible	-	-	3,190	626,042	-	-	-	726,025	1,355,257
Accounts receivable	258,064	2,261,725	-	-	-	-	-	4,538	2,524,327
Taxes receivable	7,243,583	-	-	-	-	-	1,609,557	6,033,677	14,886,817
Interest receivable	249,220	-	-	64,871	-	23,139	-	12,282	349,512
Grantor agencies receivable	119,082	24,976	-	-	-	-	-	1,029,501	1,173,559
Mortgages receivable	-	-	10,086,855	-	-	-	-	-	10,086,855
Down Payment Assistance receivable	-	-	273,913	-	-	-	-	-	273,913
Prepays & other	48,450	-	-	33,555	-	-	-	81,534	163,539
Due from other funds	8,491,887	-	-	-	-	-	-	519,792	9,011,679
Total Assets	\$ 77,282,832	6,170,097	11,969,815	9,598,955	4,249,913	13,053,042	30,754,776	77,295,068	230,374,498
LIABILITIES									
Accounts payable	\$ 1,128,867	427	-	736,259	-	744,276	572,901	2,347,832	5,530,562
Accrued wages and benefits	679,394	-	4,217	506,790	-	-	-	830,117	2,020,518
Deposits held for others	142,589	-	-	-	-	-	-	757,603	900,192
Deferred revenue	5,868,456	2,261,725	10,363,958	70,858	-	-	-	1,613,459	20,178,456
Loan payable	-	-	-	-	-	-	-	-	-
Other current liabilities	22,991	1,547	-	22,884	-	-	-	18,172	65,594
Due to other funds	-	-	96,794	773,317	3,855,623	873,474	-	3,412,471	9,011,679
Total Liabilities	7,842,297	2,263,699	10,464,969	2,110,108	3,855,623	1,617,750	572,901	8,979,654	37,707,001
FUND BALANCE									
Nonspendable	48,450	-	-	33,555	-	-	-	81,534	163,539
Restricted	30,269,798	3,906,398	1,498,287	5,401,051	394,290	11,435,292	30,181,875	64,693,766	147,780,757
Committed	33,800,000	-	6,559	2,054,241	-	-	-	3,540,114	39,400,914
Unassigned	5,322,287	-	-	-	-	-	-	-	5,322,287
Total Fund Balance	69,440,535	3,906,398	1,504,846	7,488,847	394,290	11,435,292	30,181,875	68,315,414	192,667,497
Total Liabilities and Fund Balance	\$ 77,282,832	6,170,097	11,969,815	9,598,955	4,249,913	13,053,042	30,754,776	77,295,068	230,374,498

The accompanying notes to the financial statements are an integral part of this statement.

STATE OF NEW MEXICO
SANTA FE COUNTY
RECONCILIATION OF THE BALANCE SHEET - GOVERNMENTAL FUNDS
TO THE STATEMENT OF NET POSITION
JUNE 30, 2013

Total fund balance governmental funds **\$ 192,667,497**

Amounts reported for *governmental activities* in the Statement of Net Position are different because:

Capital assets used in governmental activities are not financial resources and, therefore, are not reported in the governmental funds.

Governmental capital assets	327,918,568	
Less accumulated depreciation	<u>(91,882,344)</u>	236,036,224

Some revenues will not be available to pay for current period expenditures and, therefore, are deferred in the governmental funds.

Property taxes	6,932,744	
Mortgages	10,363,958	
Charges for services	80,443	
Intergovernmental	<u>2,801,311</u>	20,178,456

Deferred charges related to the issuance of debt are amortized over the life of the associated debt in the government-wide statements. 1,429,976

Long-term liabilities are not due and payable in the current period and, therefore, are not reported in the funds.

Deferred bond issuance items	(2,565,294)	
Accrued interest payable	(3,271,768)	
Compensated absences payable	(3,310,352)	
Loans payable	(434,462)	
Bonds payable	(224,055,000)	
Landfill closure and post closure costs payable	<u>(1,915,864)</u>	<u>(235,552,740)</u>

Net position of governmental activities **\$ 214,759,413**

The accompanying notes to the financial statements are an integral part of this statement.

STATE OF NEW MEXICO
SANTA FE COUNTY
Statement of Revenues, Expenditures, and Changes in Fund Balances
Governmental Funds
For the Fiscal Year Ended June 30, 2013

	Major Funds								
	Special Revenue				Capital Projects				
	General	Economic Development	Developer Fees	Corrections Operations	GOB Series 2011 -			Non-Major Other Governmental Funds	Total Governmental Funds
					Capital Outlay GRT Series 2008 - Judicial	R,W,OS,SW,F Imp. & Refunding	Capital Outlay GRT		
REVENUES									
Property taxes	\$ 45,631,432	-	-	-	-	-	12,337,893	57,969,325	
Gross receipts taxes	8,291,976	-	-	-	-	9,124,287	22,459,296	39,875,559	
Other taxes & assessments	992,488	-	-	-	-	-	5,071,270	6,063,758	
Licenses, Permits, & Fees	587,595	-	-	-	-	-	45,735	633,330	
Charges for services	1,923,265	-	95,719	7,231,968	-	-	1,462,200	10,713,152	
Fines & forfeitures	1,518	-	-	-	-	-	488,097	489,615	
Interest earnings	1,886,843	-	257	192,362	9,695	24,202	56,725	2,170,084	
Federal grants	16,337	784,378	-	29,902	-	-	3,601,528	4,432,145	
State grants	923,045	-	-	-	-	-	4,300,708	5,223,753	
Other	224,575	-	-	-	-	-	701,321	925,896	
Intergovernmental	682,763	-	-	75,000	-	-	762,798	1,549,714	
Total Revenues	61,161,837	784,378	95,976	7,529,232	9,695	24,202	9,153,440	130,046,331	
EXPENDITURES									
Current									
General Government	20,404,024	-	-	-	-	-	21,290	23,035,784	
Public Safety	395,226	-	-	18,717,218	-	-	25,796,157	44,908,601	
Culture & Recreation	1,102,763	212,063	-	-	-	-	386,274	1,701,100	
Public Works	5,227,894	506,341	-	-	-	127,454	3,516	5,865,205	
Highways & Streets	166,315	-	-	-	12,762,153	1,104,058	493,315	29,994,960	
Health & Welfare	1,984,886	-	-	-	-	-	5,357,583	7,342,469	
Housing	54,114	-	284,922	-	-	-	2,765,353	3,104,389	
Capital Improvements	1,943,334	-	-	-	-	1,869,441	4,836,581	12,156,455	
Debt Service - Principal	-	-	-	-	-	-	11,928,535	11,928,535	
Debt Service - Interest	-	-	-	-	-	-	9,003,472	9,003,472	
Commitments & other fees	-	-	-	-	-	-	304,019	304,019	
Total Expenditures	31,278,556	718,404	284,922	18,717,218	12,762,153	3,100,953	5,351,186	149,344,989	
Excess (deficiency) of revenues over expenditures	29,883,281	65,974	(188,946)	(11,187,986)	(12,752,458)	(3,076,751)	3,802,254	(19,298,658)	
Other Financing Sources (Uses)									
Bond proceeds	-	-	-	-	-	-	19,937,192	19,937,192	
Transfers from other funds	341,490	2,518,999	-	16,820,163	-	-	33,177,986	52,858,638	
Transfers to other funds	(32,290,271)	-	-	(2,252,865)	(14,410)	-	(3,341,786)	(53,177,674)	
Net Other Financing Sources (Uses)	(31,948,781)	2,518,999	-	14,567,298	(14,410)	-	37,836,836	19,618,156	
Net Change in Fund Balance	(2,065,500)	2,584,973	(188,946)	3,379,312	(12,766,868)	(3,076,751)	460,468	319,498	
<i>Fund Balance, beginning of period</i>	71,602,388	1,321,425	1,693,792	4,109,535	15,420,551	14,512,043	29,811,444	194,817,725	
<i>Restatement (Note 19)</i>	(96,353)	-	-	-	(2,259,393)	-	(90,037)	(2,469,726)	
<i>Fund Balance, beginning of period, restated</i>	71,506,035	1,321,425	1,693,792	4,109,535	13,161,158	14,512,043	29,721,407	192,347,999	
Fund Balance, end of period	\$ 69,440,535	3,906,398	1,504,846	7,488,847	394,290	11,435,292	30,181,875	192,667,497	

The accompanying notes to the financial statements are an integral part of this statement.

STATE OF NEW MEXICO
SANTA FE COUNTY
RECONCILIATION OF THE STATEMENT OF REVENUES, EXPENDITURES
AND CHANGES IN FUND BALANCES - GOVERNMENTAL FUNDS
TO THE STATEMENT OF ACTIVITIES
YEAR ENDED JUNE 30, 2013

Net changes in fund balances - total governmental funds **\$ 319,498**

Amounts reported for *governmental activities* in the Statement of Activities are different because:

Governmental funds report capital outlays as expenditures. However, in the Statement of Activities, the cost of those assets is allocated over their estimated useful lives as depreciation expense.

Expenditures for capital assets	32,111,421	
Less current year depreciation	<u>(8,337,342)</u>	23,774,079

Revenues in the governmental funds that provide current financial resources are not included in the Statement of Activities because they were recognized in a prior period.

Property taxes	1,101,862	
Mortgages	(3,649,634)	
Charges for services	(4,303,628)	
Intergovernmental	<u>(618,939)</u>	(7,470,339)

Issuance of debt provides current financial resources to governmental funds, but the issuance increases the long term liabilities in the Statement of Activities.

Loans payable	(49,300)	
Bonds payable	<u>(19,000,000)</u>	(19,049,300)

Repayment of bond principal is an expenditure in the governmental funds, but the repayment reduces long-term liabilities in the Statement of Net Position. 11,890,000

Governmental funds report the effect of issuance costs, premium, discounts, and similar items when debt is first issued, whereas these amounts are deferred and amortized in the Statement of Activities. (83,110)

Some expenses reported in the Statement of Activities do not require the use of current financial resources and, therefore, are not reported as expenditures in governmental funds.

Compensated absences payable	(227,903)	
Amortization of deferred bond issuance items	135,015	
Accrued interest on long-term debt	(177,314)	
Loan payable	38,535	
Landfill closure and post-closure	<u>16,016</u>	<u>(215,651)</u>

Change in net position in governmental activities **\$ 9,165,177**

The accompanying notes to the financial statements are an integral part of this statement.

STATE OF NEW MEXICO
SANTA FE COUNTY
Statement of Revenues, Expenditures, and Changes in Fund Balance-Budget to Actual
General Fund
For the Fiscal Year Ended June 30, 2013

	<u>Budgeted Amounts</u>		<u>Non - GAAP Actual</u>	<u>Variance Favorable (Unfavorable) Final to Actual</u>
	<u>Original</u>	<u>Final</u>		
Revenues				
Property Taxes	\$ 43,247,000	43,247,000	47,914,780	4,667,780
Gross Receipts Taxes	7,035,480	7,035,480	7,035,480	-
Other Taxes & Assessments	1,000,000	1,000,000	1,196,880	196,880
Licenses, Permits, & Fees	505,700	505,700	587,595	81,895
Charges for Services	1,793,272	1,808,459	1,971,481	163,022
Fines & Forfeitures	-	-	1,518	1,518
Interest Earnings	1,500,000	1,500,000	1,697,185	197,185
Grants	733,000	733,000	994,356	261,356
Other	100,000	100,000	415,099	315,099
Intergovernmental	430,000	430,000	682,763	252,763
Total Revenues	<u>56,344,452</u>	<u>56,359,639</u>	<u>62,497,137</u>	<u>6,137,498</u>
Cash balance carryforward	<u>16,523,028</u>	<u>21,538,640</u>		
Total	<u>\$ 72,867,480</u>	<u>77,898,279</u>		
Expenditures				
General Government	\$ 29,251,745	29,470,611	22,352,968	7,117,643
Public Safety	-	711,310	395,226	316,084
Culture & Recreation	1,256,982	1,590,195	1,102,763	487,432
Public Works	5,985,770	7,015,259	5,227,894	1,787,365
Highways & Streets	308,318	353,598	166,315	187,283
Health & Welfare	2,312,492	2,819,321	1,984,886	834,435
Housing	56,088	56,358	54,114	2,244
Capital Improvements	1,254,831	3,012,551	1,943,334	1,069,217
Total Expenditures	<u>\$ 40,426,226</u>	<u>45,029,203</u>	<u>33,227,500</u>	<u>11,801,703</u>
Other Financing Sources (Uses)				
Transfers from other funds	\$ 341,490	341,490	341,490	-
Transfers to other funds	(32,782,744)	(33,210,566)	(32,290,271)	920,295
Total Other Financing Sources (Uses)	<u>\$ (32,441,254)</u>	<u>(32,869,076)</u>	<u>(31,948,781)</u>	<u>920,295</u>
Net Change in Fund Balance - Budgetary Basis			\$ (2,679,144)	
Reconciliation to change in fund balance - GAAP Basis				
Revenue accruals, net of prior year revenue reversals			(854,064)	
Adjustments to expenditures for modified accrual purposes			(1,818,782)	
Outstanding encumbrances recorded as budgetary expenditures - not for GAAP purposes			3,286,490	
To record adjustment to revenue source in recipient fund,			-	
recorded as a transfer for budgetary purposes			-	
To record adjustment to transfers to other funds, recorded as revenue source in recipient fund			-	
To record adjustment to transfers from other funds			-	
			<u> </u>	
			<u>\$ (2,065,500)</u>	

STATE OF NEW MEXICO
SANTA FE COUNTY
Statement of Revenues, Expenditures, and Changes in Fund Balance-Budget to Actual
Economic Development
For the Fiscal Year Ended June 30, 2013

	<u>Budgeted Amounts</u>		<u>Non - GAAP Actual</u>	<u>Variance Favorable (Unfavorable) Final to Actual</u>
	<u>Original</u>	<u>Final</u>		
Revenues				
Property Taxes	\$ -	-	-	-
Gross Receipts Taxes	-	-	-	-
Other Taxes and Assessments	-	-	-	-
Charges for Services	-	-	-	-
Fines and Forfeitures	-	-	-	-
Grants	282,344	284,844	844,132	559,288
Other	-	-	-	-
Intergovernmental	-	-	-	-
Total Revenues	<u>282,344</u>	<u>284,844</u>	<u>844,132</u>	<u>559,288</u>
Cash balance carryforward	-	1,429,300		
Total	<u>\$ 282,344</u>	<u>1,714,144</u>		
Expenditures				
General Government	\$ -	-	-	-
Public Safety	-	-	-	-
Culture & Recreation	125,000	446,822	141,018	305,804
Public Works	157,344	573,727	506,344	67,383
Highways & Streets	2,519,000	2,212,595	1,053,376	1,159,219
Capital Improvements	-	1,000,000	-	1,000,000
Health & Welfare	-	-	-	-
Housing	-	-	-	-
Total Expenditures	<u>\$ 2,801,344</u>	<u>4,233,144</u>	<u>1,700,738</u>	<u>2,532,406</u>
Other Financing Sources (Uses)				
Transfers from other funds	\$ 2,519,000	2,519,000	2,519,000	-
Transfers to other funds	-	-	-	-
Total Other Financing Sources (Uses)	<u>\$ 2,519,000</u>	<u>2,519,000</u>	<u>2,519,000</u>	<u>-</u>
Net Change in Fund Balance - Budgetary Basis			\$ 1,662,394	
Reconciliation to change in fund balance - GAAP Basis				
Revenue accruals, net of prior year revenue reversals			(59,755)	
Adjustments to expenditures for modified accrual purposes			(71,042)	
Outstanding encumbrances recorded as budgetary expenditures - not for GAAP purposes			1,053,376	
To record adjustment to revenue source in recipient fund, recorded as a transfer for budgetary purposes			-	
To record adjustment to transfers to other funds, recorded as revenue source in recipient fund			-	
To record adjustment from other funds			-	
Change in fund balance - GAAP basis			<u>\$ 2,584,973</u>	

STATE OF NEW MEXICO
SANTA FE COUNTY
Statement of Revenues, Expenditures, and Changes in Fund Balance-Budget to Actual
Developer Fees
For the Fiscal Year Ended June 30, 2013

	<u>Budgeted Amounts</u>		<u>Non - GAAP Actual</u>	<u>Variance Favorable (Unfavorable) Final to Actual</u>
	<u>Original</u>	<u>Final</u>		
Revenues				
Property Taxes	\$ -	-	-	-
Gross Receipts Taxes	-	-	-	-
Other Taxes & Assessments	-	-	-	-
Licenses, Permits, & Fees	-	-	-	-
Charges for Services	-	-	95,719	95,719
Fines & Forfeitures	-	-	-	-
Interest Earnings	-	-	-	-
Grants	-	-	-	-
Other	-	-	257	257
Intergovernmental	-	-	-	-
Total Revenues	<u>-</u>	<u>-</u>	<u>95,976</u>	<u>95,976</u>
Cash balance carryforward	<u>780,704</u>	<u>904,356</u>		
Total	<u>\$ 780,704</u>	<u>904,356</u>		
Expenditures				
General Government	\$ -	-	-	-
Public Safety	-	-	-	-
Culture & Recreation	-	-	-	-
Public Works	-	-	-	-
Highways & Streets	-	-	-	-
Housing	780,704	904,356	306,976	597,380
Capital Improvements	-	-	-	-
Health & Welfare	-	-	-	-
Housing	-	-	-	-
Total Expenditures	<u>\$ 780,704</u>	<u>904,356</u>	<u>306,976</u>	<u>597,380</u>
Other Financing Sources (Uses)				
Transfers from other funds	\$ -	-	-	-
Transfers to other funds	-	-	-	-
Total Other Financing Sources (Uses)	<u>\$ -</u>	<u>-</u>	<u>-</u>	<u>-</u>
Net Change in Fund Balance - Budgetary Basis			\$ (211,000)	
Reconciliation to change in fund balance - GAAP Basis				
Revenue accruals, net of prior year revenue reversals			-	
Adjustments to expenditures for modified accrual purposes			-	
Outstanding encumbrances recorded as budgetary expenditures - not for GAAP purposes			22,054	
To record adjustment to revenue source in recipient fund,				
recorded as a transfer for budgetary purposes			-	
To record adjustment to transfers to other funds, recorded as revenue source in recipient fund			-	
To record adjustment from other funds			-	
Change in fund balance - GAAP basis			<u>\$ (188,946)</u>	

STATE OF NEW MEXICO
SANTA FE COUNTY
Statement of Revenues, Expenditures, and Changes in Fund Balance-Budget to Actual
Corrections Operations
For the Fiscal Year Ended June 30, 2013

	Budgeted Amounts		Non - GAAP Actual	Variance Favorable (Unfavorable) Final to Actual
	Original	Final		
Revenues				
Property Taxes	\$ -	-	-	-
Gross Receipts Taxes	-	-	-	-
Other Taxes & Assessments	-	-	-	-
Licenses, Permits, & Fees	-	-	-	-
Charges for Services	7,756,557	7,756,557	7,236,587	(519,970)
Fines & Forfeitures	-	-	-	-
Interest Earnings	-	-	-	-
Grants	40,000	40,000	29,902	(10,098)
Other	33,000	33,000	192,355	159,355
Intergovernmental	70,000	70,000	75,000	5,000
Total Revenues	<u>7,899,557</u>	<u>7,899,557</u>	<u>7,533,844</u>	<u>(365,713)</u>
Cash balance carryforward	-	1,055,695		
Total	<u>\$ 7,899,557</u>	<u>8,955,252</u>		
Expenditures				
General Government	\$ -	-	-	-
Public Safety	22,398,024	23,535,670	20,843,429	2,692,241
Culture & Recreation	-	-	-	-
Public Works	-	-	-	-
Highways & Streets	-	-	-	-
Capital Improvements	-	-	-	-
Health & Welfare	-	-	-	-
Housing	-	-	-	-
Total Expenditures	<u>\$ 22,398,024</u>	<u>23,535,670</u>	<u>20,843,429</u>	<u>2,692,241</u>
Other Financing Sources (Uses)				
Transfers from other funds	\$ 16,751,332	16,833,283	16,820,163	(13,120)
Transfers to other funds	(2,252,865)	(2,252,865)	(2,252,865)	-
Total Other Financing Sources (Uses)	<u>\$ 14,498,467</u>	<u>14,580,418</u>	<u>14,567,298</u>	<u>(13,120)</u>
Net Change in Fund Balance - Budgetary Basis			\$ 1,257,713	
Reconciliation to change in fund balance - GAAP Basis				
Revenue accruals, net of prior year revenue reversals			(4,614)	
Adjustments to expenditures for modified accrual purposes			(124,893)	
Outstanding encumbrances recorded as budgetary expenditures - not for GAAP purposes			2,251,106	
To record adjustment to revenue source in recipient fund, recorded as a transfer for budgetary purposes			-	
To record adjustment to transfers to other funds, recorded as revenue source in recipient fund			-	
To record adjustment from other funds			-	
Change in fund balance - GAAP basis			<u>\$ 3,379,312</u>	

STATE OF NEW MEXICO
SANTA FE COUNTY
Statement of Net Position
Proprietary Funds
June 30, 2013

Business-type Activities-Enterprise Funds

	<u>Home Sales</u>	<u>Regional Planning Authority</u>	<u>Utilities</u>	<u>Housing Services</u>	<u>Total Enterprise Funds</u>
ASSETS					
Cash and investments	\$ 4,027,983	207,095	4,639,684	671,155	9,545,917
Cash and investments - restricted	-	-	-	90,319	90,319
Receivables, net of allowance for uncollectibles	164,842	14,489	696,100	17,377	892,808
Prepaid and other assets	-	-	1,657	1,658	3,315
Held For Sale - Land	85,000	-	-	-	85,000
Held For Sale - Buildings/Improvements	273,852	-	-	-	273,852
Capital assets, not depreciated	-	-	23,187,901	725,205	23,913,106
Capital assets, net of accumulated depreciation	-	-	114,043,763	5,064,564	119,108,327
Total Assets	<u>4,551,677</u>	<u>221,584</u>	<u>142,569,105</u>	<u>6,570,278</u>	<u>153,912,644</u>
LIABILITIES					
Accounts payable	75,011	-	298,767	6,020	379,798
Accrued wages and benefits	-	-	37,744	23,610	61,354
Deposits held for others	-	-	122,528	122,965	245,493
Unearned revenue	-	-	-	758	758
Due to other Governments	-	-	84,656	-	84,656
Total Liabilities	<u>75,011</u>	<u>-</u>	<u>543,695</u>	<u>153,353</u>	<u>772,059</u>
NET POSITION					
Net investment in capital assets	-	-	137,231,664	5,789,769	143,021,433
Unrestricted	4,476,666	221,584	4,793,746	627,156	10,119,152
Total Net Position	<u>\$ 4,476,666</u>	<u>221,584</u>	<u>142,025,410</u>	<u>6,416,925</u>	<u>153,140,585</u>

The accompanying notes to the financial statements are an integral part of this statement

STATE OF NEW MEXICO
SANTA FE COUNTY
Statement of Revenues, Expenses, and Changes in Net Position
Proprietary Funds
For Fiscal Year Ended June 30, 2013

	Business-type Activities-Enterprise Funds				Total Enterprise Funds
	Home Sales	Regional Planning Authority	Utilities	Housing Services	
Operating Revenues					
Rentals and charges for services & sales	\$ -	-	3,211,194	416,085	3,627,279
Miscellaneous	-	14,148	124,172	-	138,320
Total Operating Revenues	<u>-</u>	<u>14,148</u>	<u>3,335,366</u>	<u>416,085</u>	<u>3,765,599</u>
Operating Expenses					
Housing	256,773	-	-	944,750	1,201,523
Administrative expenses	-	30,036	3,490,155	-	3,520,191
Bad debt expense	-	-	-	-	-
Depreciation expense	-	-	2,430,488	229,918	2,660,406
Total Operating Expenses	<u>256,773</u>	<u>30,036</u>	<u>5,920,643</u>	<u>1,174,668</u>	<u>7,382,120</u>
Operating Income (Loss)	<u>(256,773)</u>	<u>(15,888)</u>	<u>(2,585,277)</u>	<u>(758,583)</u>	<u>(3,616,521)</u>
Non-Operating Revenues (Expenses)					
Interest earnings on cash & investments	-	-	14,653	17,226	31,879
HUD operating subsidy & other intergovernmental	-	-	-	423,198	423,198
Net Non-Operating Revenues (Expenses)	<u>-</u>	<u>-</u>	<u>14,653</u>	<u>440,424</u>	<u>455,077</u>
Income Before Contributions & Transfers	<u>(256,773)</u>	<u>(15,888)</u>	<u>(2,570,624)</u>	<u>(318,159)</u>	<u>(3,161,444)</u>
Contributed capital	-	-	2,995,540	9,660	3,005,200
Transfers from other funds	-	3,378	315,665	-	319,043
Transfers to other funds	-	-	-	-	-
Change in Net Position	<u>(256,773)</u>	<u>(12,510)</u>	<u>740,581</u>	<u>(308,499)</u>	<u>162,799</u>
Net position, beginning of year	4,733,439	234,094	141,284,829	6,725,424	152,977,786
Net position, end of year	<u>\$ 4,476,666</u>	<u>221,584</u>	<u>142,025,410</u>	<u>6,416,925</u>	<u>153,140,585</u>

The accompanying notes to the financial statements are an integral part of this statement

STATE OF NEW MEXICO
SANTA FE COUNTY
Statement of Cash Flows
Proprietary Funds
For Fiscal Year Ended June 30, 2013

	<u>Business-type Activities-Enterprise Funds</u>				
	<u>Home Sales</u>	<u>Regional Planning Authority</u>	<u>Utilities</u>	<u>Housing Services</u>	<u>Total Enterprise Funds</u>
<u>Increase (Decrease) in Cash and Cash Equivalents</u>					
Cash flows from operating activities:					
Cash received from customers	\$ -	-	3,086,525	445,273	3,531,798
Cash payments to supplies for goods and services	(142,143)	(30,150)	(956,628)	(680,223)	(1,809,144)
Cash payments to employees for services	-	-	(3,096,792)	(382,514)	(3,479,306)
Net cash used for operating activities	(142,143)	(30,150)	(966,895)	(617,464)	(1,756,652)
Cash flows from noncapital and related financing activities:					
Operating grants received	-	-	-	423,198	423,198
Interfund transfers	-	3,378	315,665	-	319,043
Net cash provided by noncapital financing activities	-	3,378	315,665	423,198	742,241
Cash flows from investing activities:					
Investment Income	-	-	14,653	17,226	31,879
Net cash provided by investing activities	-	-	14,653	17,226	31,879
Net decrease in cash and cash equivalents	(142,143)	(26,772)	(636,577)	(177,040)	(982,532)
Cash and cash equivalents, beginning of year	4,170,126	233,867	5,276,261	938,514	10,618,768
Cash and cash equivalents, end of year	\$ 4,027,983	207,095	4,639,684	761,474	9,636,236
<u>Reconciliation of Operating Income (Loss) to Net Cash Provided by (Used for) Operating Activities</u>					
Operating income (loss)	\$ (256,773)	(15,888)	(2,585,277)	(758,583)	(3,616,521)
Adjustments to reconcile operating income (loss) to net cash provided by (used for) operating activities:					
Depreciation expense	-	-	2,430,488	229,918	2,660,406
Bad debt expense	-	-	-	-	-
Change in assets and liabilities:					
Prepaid and other assets	-	-	(1,657)	(1,267)	(2,924)
Receivables	(133,571)	(13,593)	(254,014)	72,780	(328,398)
Assets held for sale	221,180	-	-	-	221,180
Accounts Payable	58,292	(114)	(557,979)	(39,294)	(539,095)
Accrued payroll and employee benefits	-	-	(3,629)	1,657	(1,972)
Due to other governments	-	-	-	-	-
Deposits held for others	-	-	(9,381)	(35,443)	(44,824)
Unearned revenue	(31,271)	(555)	14,554	(87,232)	(104,504)
Total Adjustments	114,630	(14,262)	1,618,382	141,119	1,859,869
Net cash used for operating activities	\$ (142,143)	(30,150)	(966,895)	(617,464)	(1,756,652)

Non-cash capital and financing activities

The county general fund and special revenue funds paid \$9,660 for capital assets for the Housing Services Fund. In addition, the County Capital Project Funds paid \$2,995,540 for capital asset and water rights additions for the Utilities Fund.

The accompanying notes to the financial statements are an integral part of this statement

STATE OF NEW MEXICO
SANTA FE COUNTY
Statement of Fiduciary Assets and Liabilities-Agency Funds
June 30, 2013

	<u>Agency</u>
	<u>Totals</u>
ASSETS	
Cash and investments - held in trust	\$ 5,034,630
Property taxes receivable	9,373,840
<i>Total Assets</i>	\$ 14,408,470
LIABILITIES	
Deposits held for others	\$ 760,236
Taxes paid in advance	555,871
Due to other Governments	9,373,840
Undistributed taxes to other Governments	3,718,523
<i>Total Liabilities</i>	\$ 14,408,470

The accompanying notes to the financial statements are an integral part of this statement

STATE OF NEW MEXICO
SANTA FE COUNTY
NOTES TO FINANCIAL STATEMENTS
JUNE 30, 2013

NOTE 1 – SUMMARY OF SIGNIFICANT ACCOUNTING POLICIES

Santa Fe County (County) was established by the laws of the Territory of New Mexico of 1852, under provisions of the act now referred to as Section 4-26-1 of the New Mexico Statutes Annotated, 1978 Compilation. The County operates under the commission-manager form of government and provides the following services as authorized in the grant of powers: public safety (police, fire), highways and streets, sanitation, health and social services, low rent housing assistance, culture-recreation, public improvements, planning and zoning, and general administration services.

The financial statements of the County have been prepared in conformity with accounting principles generally accepted in the United States of America as applied to government units. The Governmental Accounting Standards Board (GASB) is the accepted standard-setting body for establishing governmental accounting and financial reporting principles.

The County's significant accounting policies are described below.

Reporting Entity

The County's major operations include public safety - sheriff and fire protection, emergency communication operations, adult and juvenile operations; public works – roads, solid waste, projects and facilities management; utilities – water and wastewater operations; certain health, social and community services, general administration services, planning and zoning, low income housing assistance, and the collection of and distribution of property taxes.

The financial reporting entity consists of a primary government and its component units. The County is a primary government that has a separately elected governing body, is legally separate, and is fiscally independent of other state or local governments. Furthermore, component units combined with the County for financial statement presentation purposes, and the County, are not included in any other governmental reporting entity. Consequently, the County's financial statements include only the financial activity of those organizational entities for which its elected governing body is financially accountable.

Blended Component Unit – Blended component units, although legally separate entities, are, in substance, part of the County's operations. The Rancho Viejo Improvement County (County) is a blended component unit of the County as there is not a separate governing body for the County and per the debt offering statement the County's Commissioners became the governing body. The funds from the debt benefited the County and accordingly the Rancho Viejo Improvement County fund is blended with the County's financial statements.

During July 1996, the Housing Authority's Board resigned and day to day operations became a County responsibility. The Authority's operations are included in the financial statements as County enterprise and special revenue funds. The Santa Fe County Housing Authority Enterprise Fund is now known as Housing Services Enterprise Fund (Housing Services).

**STATE OF NEW MEXICO
SANTA FE COUNTY
NOTES TO FINANCIAL STATEMENTS
JUNE 30, 2013**

NOTE 1 – SUMMARY OF SIGNIFICANT ACCOUNTING POLICIES (Cont'd)

A. Government-Wide and Fund Financial Statements

The government-wide financial statements (i.e., the statement of net position and the statement of activities) present financial information about the County as a whole. The reported information includes all of the non-fiduciary activities of the County. For the most part, the effect of internal activity has been removed from these statements. These statements distinguish between governmental and business-type activities of the County. Governmental activities normally are supported by taxes and intergovernmental revenues, and are reported separately from business-type activities, which rely to a significant extent on fees and charges for support.

The statement of activities demonstrates the degree to which the direct expenses of a given function or segments are offset by program revenues. Direct expenses are those that are clearly identifiable with a specific function or segment. Program revenues include 1) charges to customers or applicants who purchase, use, or directly benefit from goods, services, or privileges provided by a given function or segment and 2) grants and contributions that are restricted to meeting the operational or capital requirements of a particular function or segment. Taxes, investment income and other items not included among program revenues are reported as general revenues.

Separate financial statements are provided for governmental funds, proprietary funds and the fiduciary funds, even though the latter is excluded from the government-wide financial statements. Major individual governmental funds and major individual enterprise funds are reported as separate columns in the fund financial statements.

B. Measurement Focus, Basis of Accounting, and Financial Statement Presentation

Government-wide Financial Statements – The government-wide financial statements are reported using the economic resources measurement focus and the accrual basis of accounting, as are the proprietary fund financial statements. In addition, the fiduciary fund financial statements are reported on the accrual basis of accounting. Revenues are recorded when earned and expenses are recorded when a liability is incurred, regardless of the timing of related cash flows. Property taxes are recognized as revenues in the year for which they are levied. Grants and similar items are recognized as revenue as soon as all eligibility requirements imposed by the grantor or provider have been met. As a general rule the effect of internal activity has been eliminated from the government-wide financial statements, however the effect of interfund services provided and used between functions are reported as expenses and program revenues at amounts approximating their exchange value. The County does not allocate indirect expenses to functions in the statement of activities.

STATE OF NEW MEXICO
SANTA FE COUNTY
NOTES TO FINANCIAL STATEMENTS
JUNE 30, 2013

NOTE 1 – SUMMARY OF SIGNIFICANT ACCOUNTING POLICIES (Cont'd)

Fund Financial Statements – Governmental fund financial statements are reported using the current financial resources measurement focus and the modified accrual basis of accounting. Revenues are recognized as soon as they are both measurable and available. Revenues are considered to be available when they are collectible within the current period or soon enough thereafter to pay liabilities of the current period. For this purpose, the County considers revenues to be available if they are collected within 60 days of the end of the current fiscal period. In addition, derived tax revenues, such as gross receipts and gasoline taxes, are recognized as revenues when the underlying exchange transaction has occurred. Expenditures generally are recorded when a liability is incurred, as under accrual accounting. However, debt service expenditures, as well as expenditures related to compensated absences and claims and judgments, are recorded only when payment is due.

Property taxes, gross receipts taxes, state shared taxes, charges for services, and investment income associated with the current fiscal period are all considered to be susceptible to accrual and so have been recognized as revenues of the current fiscal period. Miscellaneous revenue is not susceptible to accrual because generally they are not measurable until received.

Grants and similar awards are recognized as revenue as soon as all eligibility requirements imposed by the grantor or provider have been met. Deferred revenue also arise when resources are received by the County before it has legal claim to them, as when grant monies are received prior to meeting all eligibility requirements imposed by the provider.

The focus of governmental fund financial statements is on major funds rather than reporting funds by type. Each major fund is presented in a separate column. Non-major funds are aggregated and presented in a single column.

Property taxes recognized are net of estimated refunds and uncollectible amounts. Delinquent property taxes have been recorded as deferred revenue. Receivables that will not be collected within the available period have also been reported as deferred revenue on the governmental fund financial statements.

Customer contributions owed to the Utilities Department for the extension of the water system to their property is recorded as revenue when the customer begins to receive water service. Customer contributions owed to the Utilities Department are recorded as notes receivable and deferred revenue if water service has not yet been extended to the customer. Mortgage receivables owed to the Housing Services Fund when the homeowner purchased the property under the Home Sales program is not owed unless the homeowner sells or refinances the property. These mortgages represent the deferred profit from the sale of the property. Ten percent of the mortgage balance is reduced each year the homeowner owns the property. Deferred revenue is recorded until the homeowner sells the property or the mortgage receivable is paid off.

STATE OF NEW MEXICO
SANTA FE COUNTY
NOTES TO FINANCIAL STATEMENTS
JUNE 30, 2013

NOTE 1 – SUMMARY OF SIGNIFICANT ACCOUNTING POLICIES (Cont'd)

The County reports the following major governmental funds.

General Fund – This fund accounts for all financial activities except those required to be accounted for in other funds. It is funded primarily through property, gross receipts and other miscellaneous taxes.

Economic Development – To establish and account for services in support of economic diversification, transition, and development programs within Santa Fe County. As per the Department of Energy's Economic Development Community Assistance Program pursuant to Section 3161 of the 1993 Defense Appropriations Act.

Developer Fees Fund – This fund accounts for funds contributed by Las Campanas Limited Partnership and others for affordable housing programs and other projects. The fund was created by the Board of County Commissioners. In prior years this fund had received approximately \$2.0 million in payments from the private Las Campanas housing development project and the Affordable Housing program, which assists low income persons in the purchase of homes. Current revenue is from interest on the cash balance of this fund and developer funds to assist the affordable housing program. Mortgages funded by developers as part of an affordable housing program are recorded to this fund.

Corrections Operations Fund – This fund accounts for the funding and expense of the County Jail and Juvenile Facilities, through charges for care of prisoners from outside jurisdictions, the care of Santa Fe County Jail and Juvenile inmates, property taxes, along with gross receipts taxes. This fund was previously identified as the Jail Facility Fund in prior years.

Capital Outlay GRT Bond Series 2008 - Judicial Fund – This fund accounts for the issuance of a bond in the amount of \$30,000,000 to be used for the construction of the Judicial Complex. This capital project fund bond is paid with gross receipts taxes.

General Obligation (GO) Bond Series 2011 - R,W,OS,SW, F Imp. & Refunding Fund – To account for a \$17.5 million bond issue for the purpose of refunding GOB 2001A and improving open spaces; trails and parks; County roads; fire safety facilities; water projects and waste transfer. The debt on this bond is paid with property taxes through the General Obligation Bond Debt Service Fund.

Capital Outlay GRT Fund – This fund accounts for a fund that receives a 1/4 cent gross receipt tax to be used for various capital projects.

The County has elected to report all of its enterprise funds as major funds. The following are major proprietary (enterprise) funds:

Home Sales Fund – This enterprise fund is used to account for the construction and sales of housing to eligible buyers of affordable housing.

**STATE OF NEW MEXICO
SANTA FE COUNTY
NOTES TO FINANCIAL STATEMENTS
JUNE 30, 2013**

NOTE 1 – SUMMARY OF SIGNIFICANT ACCOUNTING POLICIES (Cont'd)

Regional Planning Authority Fund – This enterprise fund is used to account for the funding and expense of the Regional Planning Authority, created by agreement between the City of Santa Fe and Santa Fe County.

Utilities Fund – This enterprise fund is used to account for the funding and expense of the Water and Wastewater utilities of Santa Fe County.

Housing Services Fund – This enterprise fund is used to account for the funding and expense of the County's Public Housing Authority. Revenue for this fund is derived from housing rentals and Housing and Urban Development (HUD) grants and subsidies.

Proprietary funds distinguish operating revenues and expenses from non-operating items. Operating revenues and expenses generally result from providing services and producing and delivering goods in connection with a proprietary fund's principal ongoing operations.

The principal operating revenues of the County's enterprise funds are charges to customers for sales and services. Operating expenses for this fund include sales and services, administrative expenses, and depreciation on capital assets. All revenues and expenses not meeting this definition are reported as non-operating revenues and expenses.

Additionally, the County reports the following fund type:

Fiduciary Funds – The Fiduciary Funds are agency funds which account for resources held by the County on behalf of others including inmates, bail money posted, seized and/or forfeited amounts, court ordered writs of execution, and funds utilized by the multi-jurisdictional narcotic task force. In addition, the County Treasurer Fund accounts for collections and payments to the County and other recipient entities of property taxes, interest and penalties, billed and collected by the County on their behalf.

C. Cash and Investments

For purposes of the Statement of Cash Flows, the County considers all highly liquid investments with a maturity of three months or less when purchased to be cash equivalents. Cash and cash equivalents at year end were cash in bank and investments held by the County.

New Mexico Statutes Annotated (NMSA) authorizes the County to invest public monies in the State Treasurer's Local Government Investment Pool, interest-bearing savings accounts, certificates of deposit, and repurchase agreements in eligible depositories; bonds or other obligations of the U.S. government that are guaranteed as to principal and interest by the U.S. government; and bonds of the State of New Mexico, counties, cities, school districts, and special districts as specified by statute.

STATE OF NEW MEXICO
SANTA FE COUNTY
NOTES TO FINANCIAL STATEMENTS
JUNE 30, 2013

NOTE 1 – SUMMARY OF SIGNIFICANT ACCOUNTING POLICIES (Cont'd)

The State of New Mexico local government investment pool is a pool that is not registered with the United States Securities Exchange Commission. Section 6-10-101, NMSA 1978, empowers the State Treasurer, with the advice and consent of the State Board of Finance, to invest money held in the short-term investment in securities that are issued by the United States government or by its departments or agencies and are either direct obligations of the United States or are backed by the full faith and credit of the United States government or are agencies sponsored by the United States government. The Local Government Investment Pool investments are monitored by the same investment committee and the same policies and procedures that apply to all other state investments. The pool does not have unit shares. Per section 6-10-10.1F, NMSA 1978, at the end of each month all interest earned is distributed by the State Treasurer to the contributing entities in amounts directly proportionate to the respective amounts deposited in the fund and the length of time the fund amounts were invested. Participation in the local government investment pool is voluntary. The investment in the State of New Mexico local government investment pool approximates the value of the participant's pool share.

A significant portion of the cash and investments of funds of the County is pooled for investment purposes. Equity in pooled cash and investments includes amounts in demand deposit accounts, money market accounts, certificates of deposit, U.S. Treasury securities, and repurchase agreements secured by collateral with a market value greater than 102% of the value of the agreement. The securities are held by a third party in the County's name. The fair value of the repurchase agreements approximate cost at June 30, 2013. Interest earned is allocated to the applicable County funds based on the County's policy of allocating interest to those funds which are required by law or by debt covenants. The remaining interest income is recorded in the General Fund.

Nonparticipating interest-earning investment contracts are stated at cost. Money market investments and participating interest investment contracts with a remaining maturity of one year or less at time of purchase are stated at amortized cost. All other investments are stated at fair value.

Certain resources set aside for the repayment of debt, State of NM and County required contingency are classified as cash and investments – restricted on the statement of net position/balance sheet, because their use is limited by applicable bond covenants or statutory and other contractual requirements. Trust accounts, recorded in the Debt Service Funds, are used to segregate resources accumulated for future debt service payments.

D. Investment Income

Investment income is composed of interest, dividends, and net changes in the fair value of applicable investments.

**STATE OF NEW MEXICO
SANTA FE COUNTY
NOTES TO FINANCIAL STATEMENTS
JUNE 30, 2013**

NOTE 1 – SUMMARY OF SIGNIFICANT ACCOUNTING POLICIES (Cont'd)

E. Receivables and Payables

Activity between funds that are representative of lending/borrowing arrangements outstanding at the end of the fiscal year are referred to as either “due to/from other funds” (i.e., the current portion of interfund loans) or “advances to/from other funds” (i.e., the non-current portion of interfund loans). All other outstanding balances between funds are reported as “due to/from other funds.” All receivables are shown net of allowance for uncollectible.

The County is responsible for assessing, collecting and distributing property taxes for its own operational and debt service purposes and for certain outside entities. Unpaid property taxes attach as an enforceable lien on property as of January 1. Taxes are levied on November 1 and are payable in two installments no later than December 10 and May 10. Collections and remittance of property taxes are accounted for in the County Treasurer's Agency Fund. Amounts are recognized as revenue in the applicable governmental fund types under accounting principles generally accepted in the United States. The property taxes receivable for the General Fund and for the Debt Service Fund in the governmental fund financial statements are net of an allowance for uncollectible. Refunds related to the settlement of property tax protests are only recorded when the case is completed.

F. Inventory

Inventories on hand at year end were immaterial and therefore not included on the fund or government-wide financial statements.

G. Prepaid Items

Certain payments to vendors reflect costs applicable to future accounting periods and are recorded as prepaid items in both the government-wide and fund financial statements.

H. Capital Assets

Capital assets, which include land and improvements; buildings and improvements; plant; vehicles, furniture, and equipment; construction in progress; computer software; and infrastructure assets (e.g., roads, bridges, sidewalks, and similar items), are reported in the applicable governmental or business-type activities columns in the government-wide financial statements. The County defines capital assets as assets with an initial, individual cost of \$3,000 or more and an estimated useful life of more than one year. Effective July 1, 2006, State law requires capitalization of assets greater than \$5,000. The County has elected to use the more

**STATE OF NEW MEXICO
SANTA FE COUNTY
NOTES TO FINANCIAL STATEMENTS
JUNE 30, 2013**

NOTE 1 – SUMMARY OF SIGNIFICANT ACCOUNTING POLICIES (Cont'd)

conservative threshold of \$3,000 for internal tracking purposes. Such assets are recorded at historical cost or estimated historical cost if actual historical cost is not available. Donated capital assets are recorded at estimated fair market value at the date of donation. The costs of normal maintenance and repairs that do not add to the value of the assets or materially extend asset lives are not capitalized. Major outlays for capital assets and improvements are capitalized as projects are constructed. Such assets, including infrastructure, have higher limits that must be met before they are capitalized. Governmental capital assets of the County are depreciated using the straight-line method over the following estimated useful lives:

Assets	Years
Buildings and structures	40
Improvements other than buildings	25-40
Infrastructure	25-30
Machinery and equipment	3-10
Furniture and fixtures	5

All additions to the infrastructure have been capitalized. The Utilities Fund consists of engineering costs and other expenses to plan and build a water system. Depreciation expense is recorded by the Utilities Fund over the estimated 50 year life of the water system. Proprietary capital assets of the County are depreciated using the straight-line method over the following estimated useful lives:

Assets	Utilities	Housing Services
Water system and buildings	50 years	40 years
Furniture, vehicles, other assets	3-5 years	5 years

I. Compensated Absences

The County’s employee vacation and sick leave policies generally provide for granting vacation and sick leave with pay. Vested or accumulated vacation leave that is expected to be liquidated with expendable available financial resources is recorded as an expenditure and fund liability of those funds that will pay it. No liability is recorded for non-vesting accumulating sick leave benefits that are estimated, will be taken as “terminal leave” prior to retirement, or converted to annual leave during continued employment. In the entity-wide statements vested or accumulated vacation is recorded as an expense and liability as the benefits accrue to employees.

J. Long-term Obligations

In the government-wide financial statements and proprietary fund types, long-term debt and other long-term obligations are reported as liabilities on the statement of net position. Bond premiums and discounts, as well as issuance costs, and the difference between the

**STATE OF NEW MEXICO
SANTA FE COUNTY
NOTES TO FINANCIAL STATEMENTS
JUNE 30, 2013**

NOTE 1 – SUMMARY OF SIGNIFICANT ACCOUNTING POLICIES (Cont'd)

reacquisition price and the net carrying amount of the old debt are deferred and amortized over the life of the bonds using the straight line method over the term of the related debt.

In the fund financial statements, governmental fund types recognize bond premiums and discounts, as well as bond issuance costs, during the current period. The face amount of debt issued is reported as other financing sources. Premiums received on debt issuances are reported as other financing sources while discounts on debt issuances are reported as other financing uses. Issuance costs, whether or not withheld from the actual debt proceeds received, are reported as debt service expenditures.

K. Interfund Activity

Flows of cash from one fund to another without a requirement for repayment are reported as interfund transfers. Interfund transfers between governmental funds are eliminated in the Statement of Activities. Interfund transfers in the fund statements are reported as other financing sources/uses in governmental funds and after non-operating revenues/expenses in proprietary funds.

L. Budgets

Budgets are adopted on a basis inconsistent with generally accepted accounting principles (GAAP). Appropriations of funds unused or overspent during the fiscal year may be carried over into the next fiscal year by budgeting those amounts in the subsequent year's budget. For the current fiscal year actual to budget comparisons, the actual amounts are reported on the budgetary basis, which is considered to differ from the modified accrual basis for governmental fund types and accrual basis for the enterprise funds.

Differences between the budgetary basis and GAAP include the following:

1. The budget includes encumbrances (unperformed contracts for goods or services). GAAP does not include encumbrances.

2. The budget does not include certain liabilities, receivables, and depreciation expense for Enterprise funds. The GAAP basis financial statements do include these transactions.

Annual appropriated budgets are adopted for the general, special revenue, debt service, capital projects, and the enterprise funds.

**STATE OF NEW MEXICO
SANTA FE COUNTY
NOTES TO FINANCIAL STATEMENTS
JUNE 30, 2013**

NOTE 1 – SUMMARY OF SIGNIFICANT ACCOUNTING POLICIES (Cont'd)

Department heads and elected officials are required to complete budget request forms for each organizational unit. The Board of County Commissioners reviews the budget package and the amended budget is then adopted and approved by resolution. The Finance Division prepares the adopted budget for submission to the Local Government Division (LGD) of the Department of Finance and Administration (DFA) by June 1, for interim approval.

Before July 1, DFA grants interim approval of the budget. The County's final annual budget document, which incorporates any changes recommended by DFA/LGD is prepared and submitted to DFA/LGD by July 31. During September, the County's final annual budget is reviewed and certified by DFA/LGD.

After the annual budget is adopted, the following types of adjustments must be approved by the governing body through a resolution and submitted to DFA for review and approval: 1) budget increases, 2) transfers of budget or cash between funds, and 3) budget decreases.

Additionally, it is County policy to prepare an internal budget adjustment request form for the following:

- Transfers within organizational units (between expenditure categories)
- Transfers between organizational units (same department and same fund)

Organizational unit budgets are monitored by the Finance Division to ensure that DFA and County policy are being followed. Additionally, a mid-year budget review is conducted which may include a hearing with the County Manager, Finance Division staff, and department heads and elected officials. During the hearing, department goals and objectives and budget status are reviewed. This review may result in budget adjustments.

The legal level of budgetary control is the fund level. Expenditures may not legally exceed budgeted appropriations at the fund level except for the following funds, whose legal level of budgetary authority is at the program or district level:

Emergency Medical Services
Fire Districts

STATE OF NEW MEXICO
SANTA FE COUNTY
NOTES TO FINANCIAL STATEMENTS
JUNE 30, 2013

NOTE 1 – SUMMARY OF SIGNIFICANT ACCOUNTING POLICIES (Concl'd)

The following funds were not budgeted in fiscal year 2013:

- Recreation
- Wildlife/Mountains/Trails
- Equipment Loan Debt Service – formerly called NMFA Debt Service
- Rancho Viejo Improvement District
 - GOB Series 2008 – BDD
- Facility Bond 1997 – Public Safety
- Community Development Block Grant
- GOB Series 2013

The only activity recorded by the Rancho Viejo Improvement fund is the collection of property tax and the payment of debt service, therefore no budget was prepared. The other funds were not budgeted due to the low volume of transactions.

M. Encumbrances

Encumbrances represent commitments related to unperformed contracts for goods or services. Encumbrance accounting is used for purchase orders, contracts, and other commitments for the expenditures of monies to reserve that portion of the applicable appropriation, as an extension of formal budgetary integration. In governmental fund types, encumbrances outstanding at year-end do not constitute expenditures or liabilities because the commitments will be honored during the subsequent year. Significant encumbrances, those greater than \$200,000, are disclosed in the Commitments and Contingencies Note 13.

N. Net Position

In the government-wide financial statements, net position represents the difference between assets and liabilities. Net investment in capital assets consists of capital assets, net of accumulated depreciation, reduced by the outstanding balances of any borrowing used for the acquisition, construction or improvements of those assets, and adding back unspent proceeds. Net position is reported as restricted when there are limitations imposed on their use either through the enabling legislations adopted by the County or through external restrictions imposed by creditors, grantors, laws or regulations of other governments. Unrestricted net position represents assets of the County not restricted for any other project or purpose.

O. Estimates

The preparation of the financial statements in conformity with accounting principles generally accepted in the United States of America requires management to make estimates and assumptions that affect the amounts reported in the financial statements and accompanying notes. Actual results may differ from those estimates.

STATE OF NEW MEXICO
SANTA FE COUNTY
NOTES TO FINANCIAL STATEMENTS
JUNE 30, 2013

NOTE 2 – CLASSIFICATION OF NET POSITION AND FUND BALANCES

Fund Balance Classifications:

Nonspendable – Represents amounts that are not in a spendable form, cannot be spent, or required by legal or other contractual reasons to be maintained intact. This classification includes permanent fund principal, inventory, assets held for sale, prepaids, and long-term receivables net of deferred revenue. At June 30, 2013, the County had \$163,539 in nonspendable fund balance made up of prepaid fuel expenditures in the Road Maintenance Fund.

Restricted – Represents amounts that have been constrained by specific purposes stipulated by external providers, creditors, grantors and other governments, constitutionally, or through enabling legislation. At June 30, 2013, the County had \$147,780,757 in restricted fund balance. Restrictions included bond covenants restricted for capital projects, debt service restrictions, grantor agency restrictions, and other contractual amounts statutorily restricted by State or Federal law.

Committed – Includes amounts that have been committed by formal action by the highest level of authority for specific purposes (via Board of County Commissioners [BCC] action, resolution or adopted ordinance) and can only be changed or lifted by the same formal action. At June 30, 2013, the County had \$720,273 in committed fund balance in the Emergency Communications Operations Fund, which represents \$250,000 in capital contingency and the remaining fund balance in excess of statutory restrictions formally committed by the Board of County Commissioners during the budget adoption for the operation of the Regional Emergency Communication Center (RECC). Other committed amounts include a 1/12th (one month) fund expense reserve in those funds that directly support County operations and personnel totaling \$2.8M in non major governmental funds, and \$2.0M in major funds. This was adopted by BCC Resolution No. 2008-47, establishing a budget policy, and continues to be formally committed via resolution formally adopting the FY11 budget. In the General Fund, there is an economic contingency reserve of \$7.5M set aside via prior years' BCC actions, to help offset future budget shortfalls relative to unfavorable economic conditions. There is also \$6.5M in committed fund balance set aside for a loan guarantee with Santa Fe Film and Media Studios for the construction of a film and multi-media production studio. Additionally, there is \$7.0M in fixed asset replacement set aside to replace obsolete, old, and disposed fixed assets.

Assigned – Amounts that are intended to be used for specific purposes by the County, but do not meet the definition of other fund balance classifications. Aside from the General Fund, this category represents the residual fund balance classification for all governmental funds that contain a positive fund balance in excess of nonspendable, restricted, and committed amounts. The County does not have Assigned Fund Balance balances as of June 30, 2013.

The authority to assign fund balance can be that of the Board of County Commissioners, or by an official (usually the County Manager or County Finance Director) that has been delegated that authority. The County had no assigned fund balance in the governmental funds at June 30, 2013, as all fund balance amounts had been classified in their respective category.

**STATE OF NEW MEXICO
SANTA FE COUNTY
NOTES TO FINANCIAL STATEMENTS
JUNE 30, 2013**

NOTE 2 – CLASSIFICATION OF NET POSITION AND FUND BALANCES (Concl'd)

Unassigned – This is the fund balance that is the residual classification for the General Fund not contained in other classifications. Only the General Fund can report a positive unassigned fund balance. Other governmental funds may have a negative unassigned fund balance after all restrictions or commitments have been accounted for via other classifications. In the General Fund, the unassigned fund balance at June 30, 2013, was \$5.3M and represents residual fund balance undesignated by other classifications.

The County applies restricted resources first when expenditures are incurred for purposes for which either restricted or unrestricted (committed, assigned, and unassigned) amounts are available. Similarly, within unrestricted fund balance, committed amounts are reduced first followed by assigned, and then unassigned amounts when expenditures are incurred for purposes for which amounts in any of the unrestricted fund balance classifications could be used.

The following schedule presents fund balance classifications at June 30, 2013:

	General Fund	Economic Development	Developer Fees	Corrections Operations	Capital Outlay GRT Series 2008-Judicial	GOB Series 2011-R,W,OS,SW F Imp & Refunding	Capital Outlay GRT	Non-Major Funds
FUND BALANCE								
Nonspendable:								
Prepaid Insurance & Fuel Expenditures	\$ 48,450	\$ -	\$ -	\$ 33,555	\$ -	\$ -	\$ -	\$ 81,534
Subtotal:	48,450	-	-	33,555	-	-	-	81,534
Restricted:								
Debt Service	1,967,556	-	-	-	-	-	-	12,976,497
Capital Projects	-	-	-	-	394,290	11,435,292	30,181,875	24,069,421
Statutory budget reserve	28,302,242	-	-	-	-	-	-	-
Other contractual & statutory requirements	-	3,906,398	1,498,287	5,401,051	-	-	-	27,647,848
Subtotal:	30,269,798	3,906,398	1,498,287	5,401,051	394,290	11,435,292	30,181,875	64,693,766
Committed:								
Contingency reserve above requirement	7,500,000	-	6,559	2,054,241	-	-	-	2,819,841
Loan guarantee-Santa Fe Studios	6,300,000	-	-	-	-	-	-	-
Fixed asset replacement	10,000,000	-	-	-	-	-	-	-
Disaster recovery	5,000,000	-	-	-	-	-	-	-
Facility/infrastructure	5,000,000	-	-	-	-	-	-	-
Emergency Communication Operations	-	-	-	-	-	-	-	720,273
Subtotal:	33,800,000	-	6,559	2,054,241	-	-	-	3,540,114
Unassigned:	5,322,287	-	-	-	-	-	-	-
Total Fund Balance	\$ 69,440,535	\$ 3,906,398	\$ 1,504,846	\$ 7,488,847	\$ 394,290	\$ 11,435,292	\$ 30,181,875	\$ 68,315,414

**STATE OF NEW MEXICO
SANTA FE COUNTY
NOTES TO FINANCIAL STATEMENTS
JUNE 30, 2013**

NOTE 3 – CASH AND INVESTMENTS

At year end, the carrying amount of the County’s deposits was \$68,407,266 and the bank balance was \$73,405,377. The difference represents outstanding checks, deposits, and other reconciling items.

Custodial Credit Risk - Deposits - Custodial credit risk is the risk that in the event of a bank failure, the County’s deposits may not be returned. The County has a deposit policy for custodial credit risk; which follows New Mexico law. All deposits with financial institutions must be collateralized in an amount not less than 50% of the uninsured balance. The County’s agreement with its sole depository requires pledged collateral of 102% of the public money in each account. No security is required for the deposit of public money that is insured by the Federal Deposit Insurance Corporation (FDIC). At year end, \$3,174,110 of the County’s bank balance was exposed to custodial credit risk as uninsured and uncollateralized with securities held by the pledging financial institution’s trust department.

The pledged collateral by bank at year end consists of the following:

	50%	102%	
	Requirement	Requirement	Total
Deposits	\$72,979,472	425,905	73,405,377
Less FDIC coverage	1,998,000	-	1,998,000
Total unsecured public funds	70,981,472	425,905	71,407,377
Collateral requirement	35,490,736	434,423	35,925,159
Pledged securities, fair value	88,244,433	445,336	88,689,769
Pledged in excess of requirement	\$52,753,697	10,913	52,764,610

At year end the County’s investments consisted of the following:

Investment Type	Fair Value	Investment Maturities (in Years)			
		Less than 1	1-5	6-10	More than 10
Money market-investments	\$ 27,286,512	27,286,512	-	-	-
State Treasurer’s Investment Pool	53,509	53,509	-	-	-
CD-marketable	2,890,000	-	2,890,000	-	-
Repurchase agreements	425,905	-	-	-	425,905
U.S Treasuries	29,723,217	29,723,217	-	-	-
U.S. Agencies:	-	-	-	-	-
Federal Farm Credit Banks	6,929,329	-	6,929,329	-	-
Federal National Mortgage Association	24,954,831	-	24,954,831	-	-
Federal Home Loan Mortgage Corporation	16,181,066	-	16,181,066	-	-
Federal Home Loan Bank	23,703,206	-	-	9,500,000	14,203,206
Fing Corp FICO	5,090,970	-	5,090,970	-	-
Total	\$ 137,238,545	57,063,238	56,046,196	9,500,000	14,629,111

**STATE OF NEW MEXICO
SANTA FE COUNTY
NOTES TO FINANCIAL STATEMENTS
JUNE 30, 2013**

NOTE 3 – CASH AND INVESTMENTS (Concl'd)

Interest Rate Risk - The County does not have a formal investment policy that limits investment maturities as a means of managing its exposure to fair value losses arising from increasing interest rates. The weighted average maturity of the State Treasurer's local government investment pool was 50 days at year end.

Credit Quality Risk - The County has an investment policy that would further limit its investment choices. Risk classifications are limited to primary capital asset ratio of 6.1 percent for "Class A", 5 percent for "Class B", less than 5 percent for "Class C", and less than 2.5 percent for "Class D". All of the County's investments in U.S. Agencies in the preceding table were rated Aaa by Moody's Investors Service and AAA by Standard & Poor's. The *New MexiGROW* Local Government Investment Pool (LGIP), a government investment pool is rated AAAM by Standard & Poor's and is authorized by the New Mexico State statute.

Custodial Credit Risk – Investments - To control custody risk, State law and the County adopted Investment Policy requires all securities and all collateral for time and demand deposits, as well as repurchase agreement collateral, be transferred delivery versus payment and held by an independent party required to provide original safekeeping receipts. Repurchase agreements must be collateralized to 102%.

The County's investment in the New Mexico State Treasurer's Investment Pool represents a proportionate interest in the Pool's portfolio. The County's portion is not identified with specific investments and is not subject to custodial risk; however, separately issued financial statements of the Office of the State Treasurer disclose the collateral pledged to secure the State Treasurer's cash and investments. The most recent report may be obtained by contacting the Office of the State Treasurer, PO Box 608, Santa Fe, NM 87504-0608.

Concentration of Credit Risk – Investments in securities of any issues, other than U.S. Treasury Securities, mutual funds, local government investment pool, that represent 5% or more of the total investments at year end are as follows:

	Amount	% of Investments
Treasury Money Market	\$27,286,512	20%
U.S. Agencies		
Federal Farm Credit Banks	6,929,329	5%
Federal National Mortgage Association	24,954,831	18%
Federal Home Loan Mortgage Corporation	16,181,066	12%
Federal Home Loan Bank	23,703,206	17%
U.S. Treasuries	29,723,217	22%

**STATE OF NEW MEXICO
SANTA FE COUNTY
NOTES TO FINANCIAL STATEMENTS
JUNE 30, 2013**

NOTE 4 – RECEIVABLES

Governmental receivable balances, net of allowance for uncollectible accounts, as of year-end for the County’s individual major governmental funds and non-major governmental funds in the aggregate, were as follows:

	General Fund	Economic Development	Developer Fees *	Corrections Operations	GOB Series 2011- R,W,OS,SW F Imp & Refunding	Capital Outlay GRT	Non-Major Governmental Funds
Accounts	\$ 258,064	\$ 2,261,725	\$ 144,710	\$ 1,592,864	\$ -	\$ -	\$ 7,509,325
Taxes	7,243,583	-	-	-	-	1,609,557	6,033,677
Interest	249,220	-	-	64,871	23,139	-	12,282
Grantor & other	119,082	24,976	-	-	-	-	1,029,501
Mortgage Notes	-	-	13,710,689	-	-	-	-
Down Payment Assistance	-	-	273,913	-	-	-	-
Less: Allowance for uncollectible	-	-	(3,765,354)	(966,822)	-	-	(6,778,762)
Net receivables	<u>\$7,869,949</u>	<u>\$ 2,286,701</u>	<u>\$10,363,958</u>	<u>\$ 690,913</u>	<u>\$ 23,139</u>	<u>\$ 1,609,557</u>	<u>\$ 7,806,023</u>

*Developer fees receivable fund accounts receivable are not expected to be collected within 1 year; therefore are considered long term assets.

Governmental funds report deferred revenue in connection with receivables for revenues that are not considered to be available to liquidate liabilities of the current period. Governmental funds also defer revenue recognition in connection with resources that have been received, but not yet earned. At the end of the current fiscal year, the various components of deferred revenue reported in the governmental funds were as follows:

	Unavailable	Unearned
Delinquent property taxes receivable (General Fund)	\$ 5,868,456	-
Intergovernmental receivables (Economic Development)	2,261,725	-
Mortgages receivable (Developer Fees Fund)	10,363,958	-
Charges for services receivables (Corrections Operations Fund)	70,858	-
Delinquent property taxes receivable (Non-Major Governmental Funds)	1,064,288	-
Charges for services receivable (Non-Major Governmental Funds)	9,585	-
Intergovernmental receivables (Non-Major Governmental Funds)	539,586	-
Total deferred revenue for governmental funds	<u>\$ 20,178,456</u>	<u>\$ -</u>

**STATE OF NEW MEXICO
SANTA FE COUNTY
NOTES TO FINANCIAL STATEMENTS
JUNE 30, 2013**

NOTE 5 – CAPITAL ASSETS

A summary of capital asset activity for the current fiscal year follows:

Governmental Activities:

	June 30, 2012 as restated	Additions	Deletions	Transfers	Balance June 30, 2013
Land	\$ 35,257,005	83,694	-	-	35,340,699
Right of Way Land	10,109,940	-	-	-	10,109,940
Construction in progress	48,538,801	20,230,035	-	(62,505,723)	6,263,113
Total	93,905,746	20,313,729	-	(62,505,723)	51,713,752
Assets being depreciated:					
Buildings & Improvements	107,994,728	1,703,210	-	62,505,723	172,203,661
Infrastructure	42,217,945	3,414,916	-	-	45,632,861
Vehicles, Furniture, Fixtures & Equipment	52,664,895	6,679,565	(976,166)	-	58,368,294
Total	202,877,568	11,797,691	(976,166)	62,505,723	276,204,816
Less: Accumulated Depreciation					
Buildings & Improvements	(30,237,962)	(3,225,393)	-	-	(33,463,355)
Infrastructure	(10,536,353)	(1,532,040)	-	-	(12,068,393)
Vehicle, Furniture, Fixtures, & Equipment	(43,746,853)	(3,579,909)	976,166	-	(46,350,596)
Total	(84,521,168)	(8,337,342)	976,166	-	(91,882,344)
Net Fixed Assets	\$ 212,262,146	23,774,078	-	-	236,036,224

**STATE OF NEW MEXICO
SANTA FE COUNTY
NOTES TO FINANCIAL STATEMENTS
JUNE 30, 2013**

NOTE 5 – CAPITAL ASSETS (Cont'd)

Business Type Activities:

REGIONAL PLANNING AUTHORITY

	Balance June 30, 2012	Additions	Deletions	Transfers	Balance June 30, 2013
Vehicles, Furniture, Fixtures, & Equipment	\$ 9,915	-	(3,179)	-	6,736
Total	9,915	-	(3,179)	-	6,736
Less: Accumulated Depreciation Vehicle, Furniture, Fixtures, & Equipment	(9,915)	-	3,179	-	(6,736)
Total	(9,915)	-	3,179	-	(6,736)
Net Fixed Assets	\$ -	-	-	-	-

UTILITIES DEPARTMENT

	Balance June 30, 2012	Additions	Deletions	Transfers	Balance June 30, 2013
Land	\$ 1,439,391	-	-	-	1,439,391
Water Rights	21,704,696	-	-	-	21,704,696
Construction in progress	1,884,040	802,155	-	(2,642,381)	43,814
Total	25,028,127	802,155	-	(2,642,381)	23,187,901
Assets being depreciated:					
Buildings & Improvements	21,751	-	-	-	21,751
Water Systems	116,451,257	2,080,620	-	2,642,381	121,174,258
Vehicles, Furniture, Fixtures & Equipment	541,443	112,766	(25,851)	-	628,358
Total	117,014,451	2,193,386	(25,851)	2,642,381	121,824,367
Less: Accumulated Depreciation Buildings & Improvements	(6,143)	(2,887)	-	-	(9,030)
Water Systems	(5,067,539)	(2,382,177)	-	-	(7,449,716)
Vehicle, Furniture, Fixtures, & Equipment	(302,284)	(45,425)	25,851	-	(321,858)
Total	(5,375,966)	(2,430,489)	25,851	-	(7,780,604)
Net Fixed Assets	\$136,666,612	565,052	-	-	137,231,664

**STATE OF NEW MEXICO
SANTA FE COUNTY
NOTES TO FINANCIAL STATEMENTS
JUNE 30, 2013**

NOTE 5 – CAPITAL ASSETS (Cont'd)

Business Type Activities (Concl'd):

HOUSING SERVICES

	Balance June 30, 2012	Additions	Deletions	Transfers	Balance June 30, 2013
Land	\$ 725,205	-	-	-	725,205
Assets being depreciated:					
Buildings & Improvements	7,832,176	4,169	-	-	7,836,345
Vehicles, Furniture, Fixtures & Equipment	399,406	5,491	-	-	404,897
Total	<u>8,956,787</u>	<u>9,660</u>	<u>-</u>	<u>-</u>	<u>8,966,447</u>
Less: Accumulated Depreciation					
Buildings & Improvements	(2,582,474)	(210,730)	-	-	(2,793,204)
Vehicle, Furniture, Fixtures, & Equipment	(364,286)	(19,188)	-	-	(383,474)
Total	<u>(2,946,760)</u>	<u>(229,918)</u>	<u>-</u>	<u>-</u>	<u>(3,176,678)</u>
Net Fixed Assets	<u>6,010,027</u>	<u>(220,258)</u>	<u>-</u>	<u>-</u>	<u>5,789,769</u>
 Business-type activities capital assests, net	 <u>\$142,676,639</u>	 <u>344,794</u>	 <u>-</u>	 <u>-</u>	 <u>143,021,433</u>

Depreciation expense was charged to functions/programs as follows:

Governmental Activities:	
General government	\$ 1,027,667
Public safety	3,756,413
Health and welfare	655,440
Culture and recreation	621,040
Highways and streets	2,276,782
Total depreciation expense – governmental activities	<u>\$ 8,337,342</u>
Business-Type Activities:	
Regional Planning Authority	\$ -
Utilities	2,430,489
Housing Services	229,918
Total depreciation expense – business-type activities	<u>\$ 2,660,407</u>

**STATE OF NEW MEXICO
SANTA FE COUNTY
NOTES TO FINANCIAL STATEMENTS
JUNE 30, 2013**

NOTE 5 – CAPITAL ASSETS (Concl'd)

Construction Commitments – At year end, the County had contractual commitments related to capital projects for the construction of the First Judicial Complex and other various projects. At year end the County had spent \$22.6M on the projects and had estimated remaining contractual commitments of \$8M. These projects are being funded primarily with bond proceeds and capital outlay gross receipts taxes.

NOTE 6 – OPERATING LEASES

The County leases equipment and office space under the provisions of long-term lease agreements classified as operating leases for accounting purposes. Rental expenditures under the terms of the operating leases totaled \$408,201 for the current fiscal year. The operating leases are subject to future appropriation and, as such, cancelable by the County at the end of a fiscal year. The future minimum rental payments required under the operating leases at year end, were as follows:

Year Ending June 30:		
2014	\$	103,385
2015		103,910
2016		48,928
2017		50,020
2018		51,486
2019-23		266,699
2024-28		205,413
2029-31		5,678
Total minimum payments required	<u>\$</u>	<u>835,519</u>

NOTE 7 – LANDFILL CLOSURE AND POST-CLOSURE COSTS

State and federal laws and regulations require the County to place a final cover on the County-operated landfill when it stops accepting waste and to perform certain maintenance and monitoring functions at the site for thirty years after closure. Although closure and post-closure care costs will be incurred after the date the landfill stops accepting waste, the County reports these closure and post-closure care costs as a liability as of each balance sheet date. The County closed the landfill during fiscal year 1997. The \$1,915,864 reported as landfill closure and post-closure care liability at year end represents management's estimate based on an expert hired to estimate the costs for standard monitoring and compliance to 2027.

STATE OF NEW MEXICO
SANTA FE COUNTY
NOTES TO FINANCIAL STATEMENTS
JUNE 30, 2013

NOTE 7 – LANDFILL CLOSURE AND POST-CLOSURE COSTS (Concl'd)

Annual ground water monitoring has demonstrated the County is in compliance with ground water contamination. The County is required to perform monitoring of the ground water every five years. The County estimates it will not expend any significant monies for post-closure costs in the next fiscal year. Current year expenditures of \$16,016 were paid by the General Fund. These amounts are based on what it would cost to perform all closure and post-closure care in fiscal 2013. Actual costs may be higher due to inflation, changes in technology, or changes in regulations therefore; an amount due within one year is not recorded.

NOTE 8 – CONDUIT DEBT OBLIGATIONS

The County has issued Project Revenue Bonds to provide assistance for the El Castillo Retirement Residences Project. The bonds are secured by the property financed and are payable solely from payments received on the underlying mortgage loans. At year end, there were two series of Project Revenue Bonds outstanding, with an aggregate principal amount payable of \$11,340,000.

The County issued \$3,000,000 multi-family Housing Revenue Bonds in August 1998 to provide assistance for the construction of the Villa Grande Apartments. The bonds are secured by the revenues and mortgage of the property. At year end, the amounts of bonds outstanding were \$2,855,000.

The County issued \$7,400,000 of tax-exempt variable rate and \$2,650,000 of taxable fixed rate Education Facility Revenue Bonds in April 2008 to provide assistance for building an elementary school for the Archdiocese of Santa Fe. The bonds are secured by Education Facility Revenues. At year end, the amounts of bonds outstanding were \$8,940,000.

Total conduit debt outstanding at June 30, 2013, was \$23,135,000. The County is not obligated in any manner for repayment of the bonds. Accordingly, the bonds are not reported as liabilities in the accompanying financial statements.

NOTE 9 – BONDS PAYABLE

Bonds payable at year end consisted of the following outstanding general obligation and revenue bonds. The bonds are both callable and non-callable with interest payable semiannually. Property taxes or gross receipts taxes as applicable from the respective debt service funds are used to pay bonded debt.

**STATE OF NEW MEXICO
SANTA FE COUNTY
NOTES TO FINANCIAL STATEMENTS
JUNE 30, 2013**

NOTE 9 – BONDS PAYABLE (Cont'd)

Sinking fund requirements for the Correctional System and GRT Revenue Bonds Requirement revenue bonds are 1) 10% of the original principal amount of the bonds or 2) the maximum annual debt service of the bonds or 3) 125% of the average annual debt service of the bonds. The County has chosen option 2.

Revenue and general obligation bonds outstanding as reported in governmental-type activities at year end were as follows:

<u>Purpose</u>	<u>Original Amount Issued</u>	<u>Interest Rates</u>	<u>Maturity</u>	<u>Outstanding Principal June 30, 2013</u>	<u>Due Within One Year</u>
Governmental activities:					
General Obligation Bonds:					
GOB Series 2005A - Roads, Public Works, Water	\$ 20,000,000	4.0% to 4.375%	7/1/25	\$ 10,700,000	\$ 250,000
GOB Series 2005 - Refunding 97 GOB	8,490,000	3.75% to 4.192%	7/1/16	3,900,000	920,000
GOB Series 2007A - Judicial Center	25,000,000	4% to 4.5%	7/1/26	20,300,000	250,000
GOB Series 2007B – Roads & Water	20,000,000	4% to 5.5%	7/1/27	16,300,000	500,000
GOB Series 2008 - Buckman Direct Diversion Water	32,500,000	3% to 4.25%	7/1/24	26,900,000	1,000,000
GOB Series 2009 - Road, Fire, Water, OS, Transfer Stations	17,000,000	3% to 4.3%	7/1/24	12,750,000	500,000
GOB Series 2010 - Refund 2001A & 1999 Series	13,505,000	2.125% to 3%	7/1/18	9,005,000	1,865,000
GOB Series 2011 – Refund 2001A & Road, Fire, Water, OS, Transfer Stations	17,500,000	2.5% to 4%	7/1/26	14,600,000	1,160,000
GOB Series 2013-Roads, Public Works, Water	19,000,000	2.0% to 4.0%	7/1/28	19,000,000	-
Total				<u>133,455,000</u>	<u>6,445,000</u>
Revenue Bonds:					
Correctional System 1997	30,000,000	5.0% to 6.0%	2/1/27	21,040,000	1,040,000
Sheriff's Facility - 1997A	6,000,000	5.0% to 6.0%	2/1/27	3,955,000	195,000
Subordinate Judicial Center – 2008	30,000,000	3.5% to 5%	6/1/33	26,795,000	275,000
2009 Series Capital Outlay GRT - Water Rights	12,090,000	2% to 5%	6/1/29	10,475,000	475,000
2010A Series Capital Outlay GRT - Buckman Direct Diversion	21,215,000	2% to 5%	6/1/30	19,095,000	800,000
2010B Series Capital Outlay GRT - Buckman Direct Diversion	10,195,000	2% to 4.25%	6/1/30	9,240,000	355,000
Total				<u>90,600,000</u>	<u>3,140,000</u>
Grand Total				<u>\$ 224,055,000</u>	<u>\$ 9,585,000</u>

**STATE OF NEW MEXICO
SANTA FE COUNTY
NOTES TO FINANCIAL STATEMENTS
JUNE 30, 2013**

NOTE 9 – BONDS PAYABLE (Cont'd)

Annual debt service requirements to maturity on revenue and refunding bonds for governmental activities at year end are summarized as follows:

Year ending June 30:	Principal	Interest
2014	\$9,585,000	\$ 8,973,743
2015	10,065,000	8,872,993
2016	10,760,000	8,506,055
2017	11,650,000	8,098,846
2018	13,005,000	7,648,287
2019-23	70,585,000	30,059,416
2024-28	77,920,000	13,118,694
2029-33	20,485,000	2,305,526
 Total	 \$224,055,000	 \$87,583,560

During the year, the County issued \$19,000,000 of Series 2013 General Obligation Bonds secured by property tax revenue to provide funds for road improvement, water and wastewater improvement projects, open spaces, trails and parks. The interest rate ranges from 2.0% to 4.0% with the final bond payment due July 1, 2028.

In prior years, the County defeased certain general obligation and other bonds by placing the proceeds of new bonds in an irrevocable trust to provide for all future debt service payments on the defeased bonds. Accordingly, the trust account assets and the liability for the defeased bonds are not included in the County's financial statements. At year end, \$13,195,000 of defeased bonds was still outstanding.

Pledged revenues – governmental activities. The County has pledged future gross receipts tax revenues to repay outstanding revenue bonds of \$90.6M as of June 30, 2013. Proceeds from the original bond issuances provided financing for the acquisition and construction of major capital facilities and water systems. The bonds are paid solely from the County's gross receipts tax and are payable through 2033. Total annual principal and interest payments for all gross receipts tax revenue bonds are expected to require less than 18% of gross revenues. Total principal and interest to be paid on the bonds is \$137M. The current total gross receipts tax revenues were \$39.8M and the total principal and interest paid on the bonds was \$7M, or 17% of gross revenues.

**STATE OF NEW MEXICO
SANTA FE COUNTY
NOTES TO FINANCIAL STATEMENTS
JUNE 30, 2013**

NOTE 10 – LOANS PAYABLE

During the year ended June 30, 2013, the County entered into two non-interest agreements with the New Mexico Water Trust Board and the New Mexico Finance Authority in connection with water utility projects within Santa Fe County. The annual payments of principal are the responsibility of the Capital Outlay GRT Fund.

During the year ended June 30, 2012, the County entered into an agreement with the City of Santa Fe to repay a portion of the loan with the Water Trust Board in connection with the Buckman Direct Diversion Project. The annual payments of principal and interest are the responsibility of the Capital Outlay GRT Fund. Annual debt service requirements to maturity are summarized as follows:

Year ending June 30:	Principal	Interest
2014	\$ 26,818	\$ 997
2015	26,915	934
2016	26,982	871
2017	27,049	808
2018	27,117	745
2019-23	136,608	2,770
2024-28	133,066	1,166
2029-33	29,907	51
Total	\$434,462	\$ 8,342

NOTE 11 - CHANGES IN LONG-TERM LIABILITIES

Long-term liability activity for the current fiscal year was as follows:

	Balance June 30, 2012	Additions	Reductions	Balance June 30, 2013	Due Within One Year
Governmental Activities:					
General obligation bonds	\$ 122,550,000	19,000,000	8,095,000	133,455,000	6,445,000
Revenue bonds	93,620,000	-	3,020,000	90,600,000	3,140,000
Component unit - Rancho Viejo Improvement District	775,000	-	775,000	-	-
Loan Payable	423,697	49,300	38,535	434,462	26,818
Landfill closure and post-closure costs	1,931,880	-	16,016	1,915,864	-
Compensated absences	3,082,449	2,877,820	2,649,917	3,310,352	3,310,352
Total	\$ 222,383,026	21,927,120	14,594,468	229,715,678	12,922,170

**STATE OF NEW MEXICO
SANTA FE COUNTY
NOTES TO FINANCIAL STATEMENTS
JUNE 30, 2013**

NOTE 12 – INTERFUND RECEIVABLES, PAYABLES, AND TRANSFERS

At year end, fourteen governmental funds were involved in borrowing arrangements with the General Fund due to the existence of a negative cash balance. All inter fund balances are expected to be paid within one year except for the \$219,792 balance between the GOB Debt Service and GOB Series 2011 Funds, which is expected to be re-paid within the next fiscal year. The Interfund Assets and Liabilities reported in the governmental fund balance sheet consist of the following:

	<u>Receivables</u>	<u>Payables</u>
General Fund	\$ 8,491,887	\$ -
Corrections Operations	-	773,317
Developer Fees	-	96,794
Capital Outlay GRT Series 2008	-	3,855,623
GOB Series 2011- Improvement & Refunding	-	873,474
Total Major Funds	8,491,887	5,599,208
Nonmajor Funds:		
GOB Debt Service	219,792	-
Alcohol Programs	300,000	-
Detox Programs	-	300,000
EMS health Care	-	1,053,364
Housing Capital Improvement	-	4,498
GOB Series 2007A	-	295,788
GOB Series 2007B	-	24,939
GOB Series 2009	-	63,749
GOB Series 2010B	-	1,341,703
GOB Series 2001	-	99,000
Facility Bond 1997	-	182,613
Fire Tax Revenue Bonds	-	46,817
Total Nonmajor Funds	519,792	3,412,471
Total County	\$ 9,011,679	\$ 9,011,679

**STATE OF NEW MEXICO
SANTA FE COUNTY
NOTES TO FINANCIAL STATEMENTS
JUNE 30, 2013**

NOTE 12 – INTERFUND RECEIVABLES, PAYABLES, AND TRANSFERS (Cont'd)

Interfund transfers for the year ended June 30, 2013 are listed as follows:

Transfers from General Fund to	
Property Valuation	\$ 2,719
Indigent Services	833
EMS Health Care	1,001
Emergency Communication	6,705
Law Enforcement Operations	11,018,862
Correction Operations	12,008,283
Road Maintenance	4,553,374
Fire Operations	153,795
Economic Development	2,519,000
Alcohol Programs	60,000
Farm & Range	5,000
GRT Revenue Bond	1,953,146
Regional Planning Authority	3,378
Utilities	4,175
	<u>32,290,271</u>
Transfer from Corrections Fund to	
Correction Operations	236,880
Transfer from Emergency Medical Services to	
Fire Protection	82
Transfers from Environment GRT to	
General Fund	311,490
Utilities	311,490
	<u>622,980</u>
Transfers from Capital Outlay GRT to	
GRT Revenue Bond	3,246,218
WTB Loan/Grant Debt Svc	95,568
	<u>3,341,786</u>
Transfer from Correction GRT to	
Corrections Operations	4,575,000
Transfer from Indigent Hospital to	
Indigent Services	2,081,085

**STATE OF NEW MEXICO
SANTA FE COUNTY
NOTES TO FINANCIAL STATEMENTS
JUNE 30, 2013**

NOTE 12 – INTERFUND RECEIVABLES, PAYABLES, AND TRANSFERS (Cont'd)

Transfer from EMS Hospital to	
EMS Health Care	620,931
Fire Operations	<u>3,854,069</u>
	4,475,000
Transfer from Vash Voucher to	
Housing Choice Voucher Sec 8	175,076
Transfers from Alcohol Programs to	
General Fund	30,000
Law Enforcement Operations	<u>140,000</u>
	170,000
Transfer from Fire Operations to	
Emergency Communications	2,942,239
Transfer from Correction Operations to	
Jail Revenue Bond Debt Service	2,252,865
Transfer from Capital Outlay GRT Series 2008 Judicial	
to GRT Revenue Bond Debt Service	<u>14,410</u>
Total Transfers Government and Enterprise Funds	\$ <u>53,177,674</u>

The County records transfers to fund the operations and projects of other funds, to provide debt service, and as otherwise needed and required. All transfers made during the year were considered routine and were consistent with County transfer policy and adopted budget statements.

**STATE OF NEW MEXICO
SANTA FE COUNTY
NOTES TO FINANCIAL STATEMENTS
JUNE 30, 2013**

NOTE 13 – CONTINGENT LIABILITIES

Encumbrances - In accordance with GASB 54, encumbrances are no longer presented on the face of the fund financials. Santa Fe County's significant encumbrances, those greater than \$200,000, for fiscal year ended June 30, 2013, are listed as follows:

Purpose	Major Funds	Nonmajor Funds	Total
Edgewood Fire Station Construction	\$ -	\$ 3,207,390	\$ 3,207,390
Santa Fe County's share of the Buckman Direct Diversion Project	4,069,906	2,648,680	6,718,586
Construction of the First Judicial District Courthouse	18,146,435	202,584	18,349,019
Sole Community Provider Payments	-	3,523,965	3,523,965
BTI LEDA Project	-	350,000	350,000
Open Space-various projects	4,075,979	226,825	4,302,804
Purchase Heavy Equipment	-	303,442	303,442
Data Collection Services for Property Valuation	455,851	1,500,000	1,955,851
Chip/seal projects-various county roads	485,272	3,763,521	4,248,793
Water Transmission Line –various projects	591,753	1,010,177	1,601,930
Infrastructure for Greater Chimayo MDWCA	-	250,000	250,000
Purchase of Fire Truck and Equipment	1,207,329	771,119	1,978,448
Security & Fence Upgrades at Adult & Youth Detention Facilities	311,326	-	311,326
Medical Services for Indigent Health and Adult & Youth Detention Facilities	538,500	227,500	766,000
Food Service at Adult & Youth Detention Facilities	608,000	-	608,000
Electronic Monitoring Services for Adult & Youth Detention Facilities	221,000	-	221,000
Airport Road Safety Project	313,000	-	313,000
Purchase of Sheriff vehicles	-	679,470	679,470
Solid Waste Management Agency	529,515	-	529,515
United Way of Santa Fe County program contribution	1,020,150	-	1,020,150
Health & Human Services Program Contributions	-	823,261	823,261
Total Significant Encumbrances	\$ 32,574,016	\$ 19,487,934	\$ 52,061,950

STATE OF NEW MEXICO
SANTA FE COUNTY
NOTES TO FINANCIAL STATEMENTS
JUNE 30, 2013

NOTE 13 – CONTINGENT LIABILITIES (Concl'd)

Compliance – Amounts received or receivable from grantor agencies are subject to audit and adjustment by grantor agencies, principally the federal government. Any disallowed claims, including amounts already collected, may constitute a liability of the applicable funds. The amount, if any, of expenditures/expenses that may be disallowed by the grantor cannot be determined at this time, although the County expects such amounts, if any, to be immaterial.

Lawsuits – The County is a defendant in a number of lawsuits as of June 30, 2013. It is the opinion of management and County counsel that the amount of losses resulting from these litigations at June 30, 2013, would not be material to the financial position of the County.

NOTE 14 – JOINT POWERS AGREEMENTS AND MEMORANDUM OF UNDERSTANDING

Significant JPAs and MOUs are as follows:

Santa Fe Solid Waste Management Agency - Under authorization of the New Mexico State Statute 11-1-1, Santa Fe County joined the City of Santa Fe to undertake their powers to dispose of solid waste as mandated by state and federal regulations and provide a more efficient and cost-effective method of solid waste disposal to the County and City citizens.

The County and the City established the Santa Fe Solid Waste Management Agency (Agency) through a Joint Powers Agreement in February 1995, as a public entity separate from the County or the City. The agreement delegated to the Agency the power to plan for, operate, construct, maintain, repair, replace, or expand the facility. The County Commission and the City Council approve the annual budget. The Agency has the authority to adopt revenue bond ordinances so long as such an ordinance is duly ratified by the governing bodies of the County and the City. A five member staff advisory committee was established by the agreement and is comprised of the finance directors from the County and the City, the County public works department director, the City utilities department director and the Agency director. A five member citizens' advisory committee was also established. The Agency is charged to comply with all laws, rules and regulations for operations under the permit issued from the New Mexico Environment Department. The Board of Directors for the Agency consists of four members who are appointed by the Board of County Commissioners and four members who are appointed by the City Mayor with the approval of the City Council. The Board meets at least quarterly.

The start-up costs, design, land acquisition and construction were funded by equal contributions from the County and City. The contributions and commitments from each entity to date is approximately \$6.0 million. The County did not contribute any funds to the Agency in the 2013 fiscal year. A final reconciliation has been done to ensure costs have been split equally between the County and City. The facility opened in May of 1997.

STATE OF NEW MEXICO
SANTA FE COUNTY
NOTES TO FINANCIAL STATEMENTS
JUNE 30, 2013

NOTE 14 – JOINT POWERS AGREEMENTS AND MEMORANDUM OF UNDERSTANDING (Cont'd)

The facility is to be self supporting for operations, equipment, future construction, debt service, accumulation of a reserve fund and all other costs through fees charged to the County, the City, and other private users. The land for the facility was purchased by the County and transferred to the Agency. The facility itself belongs to the Agency. The Agency has adopted its rate ordinance for use of the facility. If, for any reason, revenues are insufficient to pay costs of operations, the Agency Board must notify the County and City in order to negotiate steps that are reasonable and prudent in light of existing circumstances to ensure that any deficits accumulated or incurred by the Agency are not allowed to impair the operation, integrity or credit worthiness of the Agency. A bond issue was authorized in December 1996, by the Agency in the amount of \$6,260,000 to provide funds for the equipment required for the facility and the construction of the second landfill cell.

The Agency has its own financial statements as a separate entity, audited on an annual basis. Complete financial statements for the Agency may be obtained at the Santa Fe Solid Waste Management Agency, 165 Caja Del Rio Road, Santa Fe, New Mexico 87502-6189.

Closure of the facility must be approved by the governing bodies of the County and City. Upon closure and sale of the facility, any proceeds remaining after settling all obligations will be split equally between the County and City.

Buckman Direct Diversion (BDD) Water Project – The City of Santa Fe and the County have established a joint powers agreement for the Buckman Direct Diversion (BDD) water project. The BDD, estimated at \$216.3 million, will be the largest, single capital project for which the two local governments address meeting the current and future needs of an adequate water supply within the area. The Buckman Surface Diversion will provide full access to the San Juan/Chama water rights and/or other native Rio Grande water rights currently held by the City and County. The proposed system will route Rio Grande surface water directly from the river through a conveyance system to a new water treatment facility where water will be conveyed to the various users. Costs incurred to date have been recorded to the Utilities Department enterprise fund as additions to water rights and the water system.

La Luz Holdings, LLC, and Santa Fe Film and Media Studios Inc. (Studios) – The County and La Luz Holdings, LLC, a New Mexico limited liability company, and Santa Fe Film and Media Studios Inc., a New Mexico corporation, entered into a Memorandum of Understanding (MOU) on January 14, 2009, to participate in an economic development project pursuant to the Local Economic Development Act, NMSA 1978 Sections 5-10-1 through 5-10-13 (1993) (as amended). Prior to the MOU, the County enacted Santa Fe County Ordinance No. 1996-07, which provides for economic development projects within the County, and Ordinance No. 2008-07 approving an economic development project with the Studios. Under the terms of Ordinance No. 2008-07 and a Project Participation and Land Transfer Agreement dated October 26, 2010,

STATE OF NEW MEXICO
SANTA FE COUNTY
NOTES TO FINANCIAL STATEMENTS
JUNE 30, 2013

NOTE 14 – JOINT POWERS AGREEMENTS AND MEMORANDUM OF UNDERSTANDING (Concl'd)

the County has agreed to contribute to the economic development project of a film and multi-media production studio by providing water, sewer, broadband and road infrastructure improvements, and an annual water allotment sufficient to develop and operate the project without cost to the Studios. The County has entered into a grant agreement with the NM Department of Finance and Administration and the NM Economic Development Department to plan, design, construct, equip and furnish the Studios in the amount of \$10M. There were no current fiscal year costs capitalized, and \$580K in grants passed through to the Studios during the current fiscal year.

NOTE 15 – RISK MANAGEMENT

The County is exposed to various risks of loss related to torts; theft of, damage to, or destruction of assets; errors or omissions; injuries to employees; or acts of God. The County belongs to the New Mexico County Insurance Authority (NMCIA) a division of New Mexico Association of Counties (NMAC), a public entity risk pool currently operating as a common risk management and insurance program for its member counties. The County pays an annual premium to NMCIA for its entire general and workers' compensation insurance coverage. The agreement for formation of the NMCIA provides that NMCIA will be self-sustaining through member premiums and will reinsure through commercial companies for claims in excess of amounts that range from \$150,000 for property to \$300,000 for other liability claims.

The County carries commercial insurance for all other risks of loss including property, liability, and employee health and accident insurance. Settled claims resulting from these risks have not exceeded commercial insurance coverage in any of the past three fiscal years.

NOTE 16 – PENSION PLAN – PUBLIC EMPLOYEES RETIREMENT ASSOCIATION

Plan Description. Substantially all of the County's full-time employees participate in a public employee retirement system authorized under the Public Employees' Retirement Act (Chapter 10, Article II, NMSA 1978). The Public Employees Retirement Association (PERA) is the administrator of the plan, which is a cost-sharing multiple-employer defined benefit public employee retirement plan. The plan provides for retirement benefits, disability benefits, survivor benefits and cost of living adjustments to plan members and beneficiaries. PERA issues a separate, publicly available financial report that includes financial statements and required supplementary information. That report may be obtained by writing to PERA, PO Box 2123, Santa Fe, NM 87504-2123. The report is also available on PERA's website at www.pera.state.nm.us.

**STATE OF NEW MEXICO
SANTA FE COUNTY
NOTES TO FINANCIAL STATEMENTS
JUNE 30, 2013**

**NOTE 16 – PENSION PLAN – PUBLIC EMPLOYEES RETIREMENT ASSOCIATION
(Cont'd)**

Funding Policy. Plan members (other than police and fire) are required to contribute 13.15% of their gross salary; police are required to contribute 16.30% and fire is required to contribute 16.20% of their gross salary. The County is required to contribute 18.50% for police, 21.25% for all fire and 9.15% for all other plan members. The County elects to contribute 9.86% regular, 9.26% police, and 12.15% fire, of the employee required share of contributions. The contribution requirements of the plan members and the County are established in State statute under Chapter 10, Article 11, NMSA 1978. The requirements may be amended by acts of the legislature. The County's contributions to PERA for the years ended 2013, 2012, and 2011 were \$7.5M, \$7.2M and \$7.3M, respectively, which were equal to the amount of the required contributions for each year.

**NOTE 17 – POSTEMPLOYMENT BENEFITS – STATE RETIREE HEALTHCARE
PLAN**

Plan Description. The County contributes to the New Mexico Retiree Health Care Fund, a cost-sharing multiple-employer defined benefit postemployment healthcare plan administered by the New Mexico Retiree Health Care Authority (RHCA). The RHCA provides health care insurance and prescription drug benefits to retired employees of participating New Mexico government agencies, their spouses, dependents, and surviving spouses and dependents. The RHCA Board was established by the Retiree Health Care Act (Chapter 10, Article 7C, NMSA 1978). The Board is responsible for establishing and amending benefit provisions of the healthcare plan and is also authorized to designate optional and/or voluntary benefits like dental, vision, supplemental life insurance, and long-term care policies.

Eligible retirees are: 1) retirees who make contributions to the fund for at least five years prior to retirement and whose eligible employer during that period of time made contributions as a participant in the RHCA plan on the person's behalf unless that person retires before the employer's RHCA effective date, in which the event the time period required for employee and employer contributions shall become the period of time between the employer's effective date and the date of retirement; 2) retirees defined by the Act who retired prior to July 1, 1990; 3) former legislators who served at least two years; and 4) former governing authority members who served at least four years.

The RHCA issues a publicly available stand-alone financial report that includes financial statements and required supplementary information for the postemployment healthcare plan. That report and further information can be obtained by writing to the Retiree Health Care Authority at 4308 Carlisle NE, Suite 104, Albuquerque, NM 87107.

**STATE OF NEW MEXICO
SANTA FE COUNTY
NOTES TO FINANCIAL STATEMENTS
JUNE 30, 2013**

NOTE 17 – POSTEMPLOYMENT BENEFITS – STATE RETIREE HEALTHCARE PLAN (Cont’d)

Funding Policy. The Retiree Health Care Act (Section 10-7C-13 NMSA 1978) authorizes the RHCA Board to establish the monthly premium contributions that retirees are required to pay for healthcare benefits. Each participating retiree pays a monthly premium according to a service fee of five dollars if the eligible participant retired prior to the employer’s RHCA effective date or is a former legislator or former governing authority member. Former legislators and governing authority members are required to pay 100% of the insurance premium to cover their claims and the administrative expenses of the plan. The monthly premium rate schedule can be obtained from the RHCA or viewed on their website at www.nmrhca.state.nm.us.

The Retiree Health Care Act (Section 10-7C-15 NMSA 1978) is the statutory authority that establishes the required contributions of participating employers and their employees. During the fiscal year ended June 30, 2013, the statute required each participating employer to contribute 2.0% of each participating employee’s annual salary; each participating employee is required to contribute 1.0% of their salary.

In the fiscal year ending June 30, 2013, the contribution rates for employees and employers are as follows:

<u>Fiscal Year</u>	Employer Contribution Rate <u>Non Police & Fire</u>	Employee Contribution Rate <u>Non Police & Fire</u>
2013	2.000	1.000

For employees who are members of an enhanced retirement plan during the fiscal year ended June 30, 2013, the statute required each participating employer to contribute 2.50% of each participating employee’s annual salary, and each participating employee was required to contribute 1.25% of their salary. In the fiscal year ended June 30, 2013 the contribution rates for both employees and employers are as follows:

<u>Fiscal Year</u>	Employer Contribution Rate <u>Police & Fire</u>	Employee Contribution Rate <u>Police & Fire</u>
2013	2.500	1.250

Also, employers joining the program after January 1, 1998, are required to make a surplus-amount contribution to the RHCA based on one of two formulas at agreed-upon intervals.

STATE OF NEW MEXICO
SANTA FE COUNTY
NOTES TO FINANCIAL STATEMENTS
JUNE 30, 2013

NOTE 17 – POSTEMPLOYMENT BENEFITS – STATE RETIREE HEALTHCARE PLAN (Concl'd)

The RHCA plan is financed on a pay-as-you-go basis. The employer, employee and retiree contributions are required to be remitted to the RHCA on a monthly basis. The statutory requirements for the contributions can be changed by the New Mexico State Legislature.

The County's contributions to the RHCA for the years ended June 30, 2013, 2012 and 2011 were \$733,493, \$707,098 and \$653,584, respectively, which equal the required contributions for each year.

NOTE 18 – NEW PRONOUNCEMENTS

In November 2010, the Governmental Accounting Standards Board (GASB) issued Statement No. 61, *The Financial Reporting Entity: Omnibus*. This statement, which is effective for financial statements for periods beginning after June 15, 2012, provides, among other things, additional guidance to primary governments that are business-type activities reporting financial information in a single column. New guidance, which includes reporting a blended component unit, allows users to better distinguish between the primary government and its component unit by requiring condensed combining information in the notes to the financial statements. The County adopted GASB Statement No. 61 during fiscal year 2013, with no effect to the County's financial statements.

In December 2010, the GASB issued Statement No. 62, *Codification of Accounting and Financial Reporting Guidance Contained in Pre-November 30, 1989 FASB and AICPA Pronouncements*. This statement, which is effective for financial statements for periods beginning after December 15, 2011, supersedes GASB Statement No. 20. The County adopted GASB Statement No. 62 during fiscal year 2013, and its provisions were applied retroactively for all periods presented. Adoption of GASB Statement No. 62 did not materially affect the County's financial statements.

In June 2012, the GASB issued Statement No. 63, *Financial Reporting of Deferred Outflows of Resources, Deferred Inflows of Resources, and Net Position*, which establishes standards for reporting deferred outflows and deferred inflows of resources and net position. The statement requires reporting of deferred outflows of resources (consumption of net position applicable to future periods) and deferred inflows of resources (acquisition of net position applicable to future periods) in separate sections of the balance sheet following assets and liabilities. The difference between assets plus deferred outflows of resources less liabilities plus deferred inflows of resources equals net position and net position should be displayed in three components as: net investment in capital assets, restricted, and unrestricted. GASB Statement No. 63 is effective for financial statement periods beginning after December 15, 2011. The County adopted the provisions of the statement in fiscal year 2013. The adoption of GASB Statement No. 63 did not materially affect the County's financial statements.

**STATE OF NEW MEXICO
SANTA FE COUNTY
NOTES TO FINANCIAL STATEMENTS
JUNE 30, 2013**

NOTE 18 – NEW PRONOUNCEMENTS (Concl'd)

Furthermore, at June 30, 2013, the County had no items meeting the criteria of deferred outflows of resources or deferred inflows of resources.

In March 2011, the GASB issued Statement No. 65, *Items Previously Reported as Assets and Liabilities*. GASB Statement No. 65, which is effective for financial statements for periods beginning after December 15, 2012, amends or supersedes accounting and financial reporting guidance for certain items previously reported as assets or liabilities. The County will adopt GASB Statement No. 65 in fiscal year 2014 by retroactively restating financial statements for all periods presented.

NOTE 19- RESTATEMENT

Statement of Activities. Net position at June 30, 2012 was restated in the net amount of \$107,448 as a result of the following:

- Prior year capital assets reported \$234,966 in construction in progress which was found by management to be an erroneous entry and should have been reported as \$23,496 resulting in overstatement of construction in progress in the amount of \$211,470.
- Prior year capital assets reported \$580,032 in land and buildings which were identified as duplicated capitalization of enterprise assets held for sale at June 30, 2012. The error was identified as a result of the creation of an enterprise fund to track the capital assets; however, not deleted on the governmental asset listing. As a result, the land and buildings capital asset categories were overstated by \$580,032.
- Fiscal year 2012 depreciation expense on infrastructure was not recorded resulting in understatement of accumulated depreciation by approximately \$1,027,428.
- In the prior year, expenditures that were evaluated to be payable and relate to capital outlay at the fund level were not capitalized on the fiscal year 2012 statement of net assets. As a result the related capital asset categories were understated by \$1,700,161.
- As noted below, fund level payable and related capital outlay for fiscal year 2012 payables that were not recorded and reflected within the fund statements caused understatement of government wide capital asset categories in the amount of \$2,469,726.

Statement of Revenues, Expenditures and Change in Fund Balances – Governmental Funds. Fund balance at June 30, 2012 was restated with a reduction of \$2,469,726 in fund balance. Expenditures paid in fiscal year 2013 were identified to pertain to fiscal year 2012 and were not properly recorded in the June 30, 2012 financial statements as an accounts payable. As a result fund balance was overstated due to the unrecorded capital outlay expenditures.

**STATE OF NEW MEXICO
SANTA FE COUNTY
NOTES TO FINANCIAL STATEMENTS
JUNE 30, 2013**

NOTE 20 – Other Required Individual Fund Disclosures

Generally accepted accounting principles require disclosures of certain information concerning individual funds including excess of expenditures over appropriations. The Regional Transit fund exceeded approved budgetary authority for the year ended June 30, 2013 in which there was \$148,667 of excess expenditures over appropriations.

SUPPLEMENTARY INFORMATION

**OTHER MAJOR GOVERNMENTAL FUNDS
SCHEDULES OF REVENUE, EXPENDITURES AND
CHANGES IN FUND BALANCES-BUDGET TO ACTUAL**

STATE OF NEW MEXICO
SANTA FE COUNTY
Schedule of Revenues, Expenditures, and Changes in Fund Balance-Budget to Actual
Capital Outlay GRT Series 2008 - Judicial
For the Fiscal Year Ended June 30, 2013

	<u>Budgeted Amounts</u>		<u>Non - GAAP Actual</u>	<u>Variance Favorable (Unfavorable)</u>
	<u>Original</u>	<u>Final</u>		<u>Final to Actual</u>
Revenues				
Grants	\$ -	-	-	-
Gross Receipts Taxes	-	-	-	-
Other	-	9,759	9,695	(64)
Intergovernmental	-	-	-	-
Total Revenues	<u>-</u>	<u>9,759</u>	<u>9,695</u>	<u>(64)</u>
Cash balance carryforward	<u>-</u>	<u>16,974,135</u>		
Total	<u>\$ -</u>	<u>16,983,894</u>		
Expenditures				
General Government	\$ -	-	-	-
Public Works	-	-	-	-
Highways & Streets	-	16,919,262	14,315,736	2,603,526
Capital Improvements	-	50,222	-	50,222
Debt service -				
Bond issuance & other administrative costs	-	-	-	-
Total Expenditures	<u>\$ -</u>	<u>16,969,484</u>	<u>14,315,736</u>	<u>2,653,748</u>
Other Financing Sources (Uses)				
Issuance of general obligation bonds	\$ -	-	-	-
Premium on sale of bonds	-	-	-	-
Transfers from other funds	-	-	-	-
Transfers to other funds	-	(14,410)	(14,410)	-
Total Other Financing Sources (Uses)	<u>\$ -</u>	<u>(14,410)</u>	<u>(14,410)</u>	<u>-</u>
Net Change in Fund Balance - Budgetary Basis			\$ (14,320,451)	
Reconciliation to change in fund balance - GAAP Basis				
Revenue accruals, net of prior year revenue reversals			-	
Adjustments to expenditures for modified accrual purposes			1,553,583	
Outstanding encumbrances recorded as budgetary expenditures - not for GAAP purposes			-	
			<u>Change in fund balance - GAAP basis</u>	<u>\$ (12,766,868)</u>

STATE OF NEW MEXICO
SANTA FE COUNTY
Schedule of Revenues, Expenditures, and Changes in Fund Balance-Budget to Actual
GOB Series 2011 - R,W,OS,SW,F Imp. & Refunding
For the Fiscal Year Ended June 30, 2013

	<u>Budgeted Amounts</u>		<u>Non - GAAP Actual</u>	<u>Variance Favorable (Unfavorable)</u>
	<u>Original</u>	<u>Final</u>		<u>Final to Actual</u>
Revenues				
Grants	\$ -	-	-	-
Gross Receipts Taxes	-	-	-	-
Other	-	-	24,202	24,202
Intergovernmental	-	-	-	-
Total Revenues	<u>-</u>	<u>-</u>	<u>24,202</u>	<u>24,202</u>
Cash balance carryforward	13,348,578	13,957,038		
Total	<u>\$ 13,348,578</u>	<u>13,957,038</u>		
Expenditures				
General Government	\$ -	-	-	-
Public Works	5,809,020	6,212,131	2,520,344	3,691,787
Highways & Streets	2,858,643	3,001,109	1,064,057	1,937,052
Capital Improvements	4,680,915	4,743,798	1,139,581	3,604,217
Debt service -	-	-	-	-
Bond issuance & other administrative costs	-	-	-	-
Total Expenditures	<u>\$ 13,348,578</u>	<u>13,957,038</u>	<u>4,723,982</u>	<u>9,233,056</u>
Other Financing Sources (Uses)				
Issuance of general obligation bonds	\$ -	-	-	-
Premium on sale of bonds	-	-	-	-
Transfers from other funds	-	-	-	-
Transfers to other funds	-	-	-	-
Total Other Financing Sources (Uses)	<u>\$ -</u>	<u>-</u>	<u>-</u>	<u>-</u>
Net Change in Fund Balance - Budgetary Basis			\$ (4,699,780)	
Reconciliation to change in fund balance - GAAP Basis				
Revenue accruals, net of prior year revenue reversals			-	
Adjustments to expenditures for modified accrual purposes			(824,767)	
Outstanding encumbrances recorded as budgetary expenditures - not for GAAP purposes			<u>2,447,796</u>	
Change in fund balance - GAAP basis			<u>\$ (3,076,751)</u>	

STATE OF NEW MEXICO
SANTA FE COUNTY
Statement of Revenues, Expenditures, and Changes in Fund Balance-Budget to Actual
Capital Outlay GRT
For the Fiscal Year Ended June 30, 2013

	<u>Budgeted Amounts</u>	<u>Budgeted Amounts</u>	<u>Non - GAAP Actual</u>	<u>Variance Favorable (Unfavorable) Final to Actual</u>
	<u>Original</u>	<u>Final</u>		
Revenues				
Property Taxes	\$ 8,550,000	8,550,000	9,060,278	510,278
Gross Receipts Taxes	-	-	-	-
Other Taxes & Assessments	-	-	-	-
Licenses, Permits, & Fees	-	-	-	-
Charges for Services	-	-	-	-
Fines & Forfeitures	-	-	-	-
Interest Earnings	-	-	-	-
Grants	-	-	-	-
Other	-	-	-	-
Intergovernmental	-	-	29,153	29,153
Total Revenues	<u>8,550,000</u>	<u>8,550,000</u>	<u>9,089,431</u>	<u>539,431</u>
Cash balance carryforward	16,831,625	18,379,851		
Total	<u>\$ 25,381,625</u>	<u>26,929,851</u>		
Expenditures				
General Government	\$ -	21,299	21,299	-
Public Safety	-	-	-	-
Culture & Recreation	-	-	-	-
Public Works	-	-	-	-
Highways & Streets	7,141	951,098	493,315	457,783
Capital Improvements	22,032,698	22,624,098	8,571,815	14,052,283
Health & Welfare	-	-	-	-
Housing	-	-	-	-
Total Expenditures	<u>\$ 22,039,839</u>	<u>23,596,495</u>	<u>9,086,429</u>	<u>14,510,066</u>
Other Financing Sources (Uses)				
Transfers from other funds	\$ -	-	-	-
Transfers to other funds	(3,341,786)	(3,341,786)	(3,341,786)	-
Total Other Financing Sources (Uses)	<u>\$ (3,341,786)</u>	<u>(3,341,786)</u>	<u>(3,341,786)</u>	<u>-</u>
Net Change in Fund Balance - Budgetary Basis			\$ (3,338,784)	
Reconciliation to change in fund balance - GAAP Basis				
Revenue accruals, net of prior year revenue reversals			64,017	
Adjustments to expenditures for modified accrual purposes			(600,965)	
Outstanding encumbrances recorded as budgetary expenditures - not for GAAP purposes			<u>4,336,200</u>	
Change in fund balance - GAAP basis			<u>\$ 460,468</u>	

**MAJOR PROPRIETARY FUNDS
SCHEDULES OF REVENUE, EXPENDITURES AND
CHANGES IN NET POSITION-BUDGET TO ACTUAL**

STATE OF NEW MEXICO
SANTA FE COUNTY
Enterprise Funds
Schedule of Revenues, Expenditures, and Changes in Net Position-Budget to Actual
Home Sales
For the Fiscal Year Ended June 30, 2013

	Budgeted Amounts		Non - GAAP Actual	Variance
	Original	Final		Favorable (Unfavorable) Final to Actual
Operating Revenues				
Rentals and charges for services & sales	\$ -	-	318,316	318,316
Miscellaneous	-	-	12,214	12,214
Total Revenues	-	-	330,530	330,530
Cash balance carryforward	1,049,400	928,235		
Total	\$ 1,049,400	928,235		
Operating Expenses				
Housing	\$ 1,049,400	928,235	453,607	474,628
Administrative expenses	-	-	-	-
Depreciation	-	-	-	-
Total Expenses	\$ 1,049,400	928,235	453,607	474,628
Non-operating revenues (expenses)				
Interest earnings on cash & investments	\$ -	-	-	-
HUD operating subsidy & other intergovernmental	-	-	-	-
Total Non-operating revenues (expenses)	\$ -	-	-	-
Net income(loss) before capital contributions and transfers:			(123,077)	
Transfers from (to) other funds			-	
Change in fund net assets			\$ (123,077)	
Reconciliation to GAAP basis income (loss):				
To record contributed capital not recorded as budgetary revenue			-	
Capital outlay expenditures expensed for budgetary purposes			-	
Depreciation expenses not recorded as budgetary expenditures			-	
Revenue accruals, net of prior year revenue reversals			(330,531)	
Adjustments to expenditures for modified accrual purposes			196,835	
Outstanding encumbrances recorded as budgetary expenditures - not for GAAP purposes			-	
			-	
			\$ (256,773)	

STATE OF NEW MEXICO
SANTA FE COUNTY
Enterprise Funds
Schedule of Revenues, Expenditures, and Changes in Net Position-Budget to Actual
Regional Planning Authority
For the Fiscal Year Ended June 30, 2013

	Budgeted Amounts		Non - GAAP Actual	Variance
	Original	Final		Favorable (Unfavorable) Final to Actual
Operating Revenues				
Rentals and charges for services & sales	\$ -	-	-	-
Miscellaneous	15,000	15,000	-	(15,000)
Total Revenues	<u>15,000</u>	<u>15,000</u>	-	<u>(15,000)</u>
Cash balance carryforward	-	27,563		
Total	<u>\$ 15,000</u>	<u>42,563</u>		
Operating Expenses				
Administrative expenses	\$ 30,000	57,563	26,248	31,315
Depreciation	-	-	-	-
Total Expenses	<u>\$ 30,000</u>	<u>57,563</u>	<u>26,248</u>	<u>31,315</u>
Non-operating revenues (expenses)				
Interest earnings on cash & investments	\$ -	-	-	-
HUD operating subsidy & other intergovernmental	-	-	-	-
Total Non-operating revenues (expenses)	<u>\$ -</u>	<u>-</u>	<u>-</u>	<u>-</u>
Net income(loss) before capital contributions and transfers:			(26,248)	
Transfers from (to) other funds	<u>\$ 15,000</u>	<u>15,000</u>	3,378	<u>(11,622)</u>
Change in fund net assets			\$ (22,870)	
Reconciliation to GAAP basis income (loss):				
To record contributed capital not recorded as budgetary revenue			-	
Capital outlay expenditures expensed for budgetary purposes			-	
Depreciation expenses not recorded as budgetary expenditures			-	
Revenue accruals, net of prior year revenue reversals			14,148	
Adjustments to expenditures for modified accrual purposes			(3,788)	
Outstanding encumbrances recorded as budgetary expenditures - not for GAAP purposes			-	
			<u>\$ (12,510)</u>	
			Change in net position - GAAP basis	

STATE OF NEW MEXICO
SANTA FE COUNTY
Enterprise Funds
Schedule of Revenues, Expenditures, and Changes in Net Position-Budget to Actual
Utilities
For the Fiscal Year Ended June 30, 2013

	Budgeted Amounts		Non - GAAP Actual	Variance
	Original	Final		(Unfavorable) Favorable Final to Actual
Operating Revenues				
Rentals and charges for services & sales	\$ 2,289,919	2,336,449	2,863,708	527,259
Miscellaneous	-	60,580	138,825	78,245
Total Revenues	<u>2,289,919</u>	<u>2,397,029</u>	<u>3,002,533</u>	<u>605,504</u>
Cash balance carryforward	<u>1,437,926</u>	<u>3,989,285</u>		
Total	<u>\$ 3,727,845</u>	<u>6,386,314</u>		
Operating Expenses				
Administrative expenses	\$ 4,039,335	6,701,979	3,878,919	2,823,060
Depreciation	-	-	-	-
Total Expenses	<u>\$ 4,039,335</u>	<u>6,701,979</u>	<u>3,878,919</u>	<u>2,823,060</u>
Non-operating revenues (expenses)				
Interest earnings on cash & investments	\$ -	-	-	-
HUD operating subsidy & other intergovernmental	-	-	-	-
Total Non-operating revenues (expenses)	<u>\$ -</u>	<u>-</u>	<u>-</u>	<u>-</u>
Net income(loss) before capital contributions and transfers:			(876,386)	
Transfers from other funds	311,490	315,665	315,665	-
Transfers to other funds	<u>\$ -</u>	<u>-</u>	<u>-</u>	<u>-</u>
Change in fund net assets			\$ (560,721)	
Reconciliation to GAAP basis income (loss):				
To record contributed capital not recorded as budgetary revenue			-	
Capital outlay expenditures expensed for budgetary purposes			-	
Depreciation expenses not recorded as budgetary expenditures			(2,430,489)	
Revenue accruals, net of prior year revenue reversals			3,343,028	
Adjustments to expenditures for modified accrual purposes			388,763	
Outstanding encumbrances recorded as budgetary expenditures - not for GAAP purposes			-	
			<u>\$ 740,581</u>	
			Change in net position - GAAP basis	

STATE OF NEW MEXICO
SANTA FE COUNTY
Enterprise Funds
Schedule of Revenues, Expenditures, and Changes in Net Position-Budget to Actual
Housing Services
For the Fiscal Year Ended June 30, 2013

	Budgeted Amounts		Non - GAAP Actual	Variance
	Original	Final		(Unfavorable) Favorable Final to Actual
Operating Revenues				
Rentals and charges for services & sales	\$ 350,000	350,000.00	416,085.00	66,085.00
Miscellaneous	-	-	17,226	17,226
Total Revenues	<u>350,000</u>	<u>350,000</u>	<u>433,311</u>	<u>83,311.00</u>
Cash balance carryforward	<u>209,391</u>	<u>340,140</u>		
Total	<u>\$ 559,391</u>	<u>690,140.00</u>		
Operating Expenses				
Housing	\$ 925,691	1,122,940.00	952,049	170,891.00
Administrative expenses	-	-	-	-
Depreciation	-	-	-	-
Total Expenses	<u>\$ 925,691</u>	<u>1,122,940.00</u>	<u>952,049</u>	<u>170,891.00</u>
Non-operating revenues (expenses)				
Interest earnings on cash & investments	\$ -	-	-	-
HUD operating subsidy & other intergovernmental	366,300	432,800	423,198	(9,602.00)
Total Non-operating revenues (expenses)	<u>\$ 366,300</u>	<u>432,800.00</u>	<u>423,198</u>	<u>(9,602.00)</u>
Net income(loss) before capital contributions and transfers:			(95,540)	
Transfers from (to) other funds			-	
Change in fund net assets			\$ (95,540)	
Reconciliation to GAAP basis income (loss):				
To record contributed capital not recorded as budgetary revenue			-	
Capital outlay expenditures expensed for budgetary purposes			-	
Depreciation expenses not recorded as budgetary expenditures			(229,918)	
Revenue accruals, net of prior year revenue reversals			9,661	
Adjustments to expenditures for modified accrual purposes			7,298	
Outstanding encumbrances recorded as budgetary expenditures - not for GAAP purposes			-	
			<u>Change in net position - GAAP basis</u>	<u>\$ (308,499)</u>



Edgewood Fire Engine

NON-MAJOR GOVERNMENTAL FUNDS

STATE OF NEW MEXICO
SANTA FE COUNTY
Combining Balance Sheet
All Non-Major Governmental Funds-By Fund Type
June 30, 2013

	<u>Special Revenue</u>	<u>Debt Service</u>	<u>Capital Projects</u>	<u>Total Nonmajor Governmental Funds</u>
ASSETS				
Cash and investments	\$ 29,928,717	9,930,304	26,240,339	66,099,360
Cash and investments - restricted	112,854	2,675,505	-	2,788,359
Receivables (net of allowance for uncollectible)	726,025	-	-	726,025
Accounts receivable	4,538	-	-	4,538
Taxes receivable	4,791,181	1,242,496	-	6,033,677
Interest receivable	-	12,282	-	12,282
Grantor agencies receivable	736,555	-	292,946	1,029,501
Mortgages receivable	-	-	-	-
Down payment assistance receivable	-	-	-	-
Prepays & other	81,534	-	-	81,534
Due from other funds	300,000	219,792	-	519,792
Total Assets	\$ 36,681,404	14,080,379	26,533,285	77,295,068
LIABILITIES				
Accounts payable	\$ 1,955,098	39,594	353,140	2,347,832
Accrued wages and benefits	830,117	-	-	830,117
Deposits held for others	757,603	-	-	757,603
Deferred revenue	493,056	1,064,288	56,115	1,613,459
Loan payable	-	-	-	-
Other current liabilities	18,172	-	-	18,172
Due to other funds	1,357,862	-	2,054,609	3,412,471
Total Liabilities	5,411,908	1,103,882	2,463,864	8,979,654
FUND BALANCE				
Nonspendable	81,534	-	-	81,534
Restricted	27,647,848	12,976,497	24,069,421	64,693,766
Committed	3,540,114	-	-	3,540,114
Unassigned	-	-	-	-
Total Fund Balance	31,269,496	12,976,497	24,069,421	68,315,414
Total Liabilities and Fund Balance	\$ 36,681,404	14,080,379	26,533,285	77,295,068

STATE OF NEW MEXICO
SANTA FE COUNTY
Combining Statement of Revenues, Expenditures, and Changes in Fund Balance
All Non-Major Governmental Funds-By Fund Type
For the Fiscal Year Ended June 30, 2013

	Special Revenue	Debt Service	Capital Projects	Total Nonmajor Governmental Funds
Revenues				
Property taxes	\$ 1,268,938	11,068,955	-	12,337,893
Gross receipts taxes	22,459,296	-	-	22,459,296
Other taxes & assessments	5,071,270	-	-	5,071,270
Licenses, permits, & fees	45,735	-	-	45,735
Charges for services	1,462,200	-	-	1,462,200
Fines & forfeitures	488,097	-	-	488,097
Interest earnings	3,768	26,960	25,997	56,725
Federal grants	3,557,778	-	43,750	3,601,528
State grants	3,892,114	-	408,594	4,300,708
Other	701,100	-	221	701,321
Intergovernmental	762,798	-	-	762,798
Total Revenues	39,713,094	11,095,915	478,562	51,287,571
Expenditures				
General Government	2,458,745	-	151,725	2,610,470
Public Safety	25,796,157	-	-	25,796,157
Culture & Recreation	386,274	-	-	386,274
Public Works	-	-	3,516	3,516
Highways & Streets	13,470,605	-	1,998,514	15,469,119
Health & Welfare	5,357,583	-	-	5,357,583
Housing	2,765,353	-	-	2,765,353
Capital Improvements	-	-	3,507,099	3,507,099
Debt Service - Principal	-	11,928,535	-	11,928,535
Debt Service - Interest	-	9,003,472	-	9,003,472
Commitments & other fees	-	304,019	-	304,019
Total Expenditures	50,234,717	21,236,026	5,660,854	77,131,597
Excess of Revenues Over (Under) Expenditures	(10,521,623)	(10,140,111)	(5,182,292)	(25,844,026)
Other Financing Sources (Uses)				
Bond proceeds	-	-	19,937,192	19,937,192
Transfers from other funds	25,615,780	7,562,206	-	33,177,986
Transfers to other funds	(15,278,342)	-	-	(15,278,342)
Net Other Financing Sources (Uses)	10,337,438	7,562,206	19,937,192	37,836,836
Net Change in Fund Balance	(184,185)	(2,577,905)	14,754,900	11,992,810
<i>Fund Balance, beginning of period</i>	31,453,681	15,554,402	9,338,464	56,346,547
<i>Restatement (Note 19)</i>	-	-	(23,943)	(23,943)
<i>Fund Balance, beginning of period, restated</i>	31,453,681	15,554,402	9,314,521	56,322,604
Fund Balance, end of period	\$ 31,269,496	12,976,497	24,069,421	68,315,414

NON-MAJOR SPECIAL REVENUE FUNDS

The following non-major special revenue funds are maintained by the County.

Regional Transit – To account for a 1/8% gross receipts tax imposed on 7/1/09 in support of the North Central Regional Transit District. Funds are remitted in their entirety to the District and 50% is dedicated to the Rail Runner, 14% of the remaining 50% is used for administrative costs of the District and the balance is used for Santa Fe County mass transit projects.

Corrections – To account for corrections fees levied by the Magistrate courts (e.g. a \$10 fee associated with a speeding or seat belt violation) are distributed to the County. This revenue is utilized in the local corrections system. These funds are to be used for the operation of the County jail and other costs related to housing County prisoners. See Section 33-3c25, NMSA 1978 Compilation.

Property Valuation – To establish and account for a one-percent administrative charge assessed against the property tax collections of all taxing entities in the County. This revenue is utilized by the Assessor in property valuations. See NMSA Compilation Section 7, Article 38-38-1.

Road Maintenance – To establish and account for revenues consisting of half of the vehicle registration fees in the County (the other half goes to municipalities), and a 21 cent per gallon gasoline tax, both collected and distributed to the County by the State of New Mexico. Also, the federal government collects a logging fee of which 25% is distributed to school districts and the County Road Fund. However, Road Fund expenses are also funded by transfers from the General Fund. State law mandates that the Road Fund expenses are funded by transfers from the General Fund. State law mandates that the Road Fund be utilized for "the construction, reconstruction, improvement and maintenance of County roads ..." See Section 67-4-1, NMSA, 1978 Compilation

Emergency Medical Services – To establish and account for the Emergency Medical Services Fund Act (NMSA 1978 Chapter 24, Articles 10A&B) which makes funds available from the State general fund "to incorporated municipalities, counties, or fire districts for use in establishment of emergency medical services, in order to reduce injury and loss of life." See Section 24-10A-1, NMSA 1978 Compilation.

Farm and Range – To establish and account for the Farm and Range Improvement Act which directs the County commissioners to expend funds that are derived from the state's share of the 1934 Taylor Grazing Act public lands grazing district fees paid to the Bureau of Land Management. The funds may be used for the purposes of soil and water conservation, control of rodents and predatory animals, extermination of poisonous noxious weeds, and construction and maintenance of secondary roads within the County. See Section 6-11 -6, NMSA, 1978 Compilation.

Fire Protection – To establish and account for revenues of the Fire Protection Fund revenues are derived from County-levied Fire Protection fees, and fees on property and motor vehicle insurance businesses, which are collected by the State. Fire Protection Fund distributions to the County must be used for maintenance of fire departments, the purchase, construction, maintenance, repair and operation of fire stations and substations, fire apparatus, and equipment, and the payment of insurance premiums on fire stations, substations, and fire fighters. See Section 59A-53-5, NMSA, 1978 Compilation.

Law Enforcement Protection – To account for revenues derived from 10% of fees, licenses, penalties, and taxes from life, general casualty, and title insurance business pursuant to the New Mexico Insurance Code (Chapter 59A, NMSA, 1978). A distribution of this revenue is made to the County on the basis of population and the number of full-time certified County police officers. Proceeds from this fund may be spent on law enforcement equipment, advanced law enforcement training, and as a match to federal law enforcement grants.

NON-MAJOR SPECIAL REVENUE FUNDS (Cont'd)

Environmental GRT – To establish and account for the pledged 1/8th cent gross receipts tax enacted in 1999 that was used to pay off principal and interest related to the County's Environmental Revenue Bonds, and is also used for the purpose of acquiring, construction, operation and maintenance of solid waste, water & wastewater facilities.

Lodgers Tax – To establish and account for a four percent (4%) Hotel/Motel occupancy tax as the source of revenue to the two Lodgers Tax funds. Fifty percent (50%) of the proceeds from the first three percent (3%) and 100% of the next one percent (1%) of the occupancy tax is used for advertising tourist attractions in Santa Fe County. Fifty percent (50%) of the proceeds from the first three percent (3%) of the occupancy tax is designated to equip, furnish, and improve tourist facilities and to administer the tax. Established pursuant to Santa Fe County Lodgers' Occupancy Tax Ordinance No. 1999-10.

Fire Impact Fees – To establish and account for fees charged for new development, review, inspection, and permit required applications pursuant to Santa Fe County Fire Code, ordinance 1998-11. The proceeds are primarily used for capital improvements and facility expansion.

Recreation – To account for one cent of a 21 cent per pack state cigarette tax designated for "County and municipal recreation funds." The fund is designated for "operating recreational facilities, including salaries of instructors and other employees." See Section 7-12-15, NMSA, 1978 Compilation.

Clerk Recording – To account for the fee for recording deeds, mortgages, contracts, liens, bills of sale, power of attorney, mining location, transcript of judgment, etc. is \$9 for the first page and \$2 for each subsequent page. Of this fee, \$4 of the \$9 for the first page is designated as an equipment recording fee and is received into this fund. New Mexico law stipulates that this fund is designated "for the purchase of equipment associated with recording, filing, maintaining or reproducing documents." See Section 14-8-12.2, NMSA, 1978 Compilation.

Correctional GRT – To account for a 1/8th cent County-wide gross receipts tax approved by the voters in 2004. This fund handles the receipt of the corrections gross receipts tax. Proceeds from this fund are transferred to the Corrections Operations fund for the operation of the Adult Detention Facility.

Indigent Hospital – To establish and account for a 1/8 cent Gross Receipts Tax levied in the entire County and received into this fund is dedicated to providing payment for the Sole Community Provider Program.

Indigent Services – To account for hospital care, ambulance services or other health care services to indigent people living in the County. In addition, the fund provides revenues to match federal funds to the State Medicaid program. See Section 7-20-2, NMSA, 1978 Compilation.

Federal Forfeiture – To establish and account for money from federal seizures associated with anti-drug law enforcement activities received in this fund and spent by the Sheriff's Office on these activities. Revenue in this fund is not anticipated in the initial budget, but receipts occur during the fiscal year. Established by the County to account for federal forfeiture monies required by federal statute.

Linkages – To account for a rental assistance program specific to families with identified disabilities funded by the New Mexico Mortgage Finance Authority.

NON-MAJOR SPECIAL REVENUE FUNDS (Concl'd)

Housing Choice Voucher Sect. 8 – To account for rent subsidies received from HUD for "vouchers" to low-income persons renting housing in the private sector. This fund was created in accordance with the HUD contract.

EMS Health Care – To account for the containment of health service payments received through a 3rd Party and other receipts to benefit the County's health programs and could fund the Regional Emergency Communications Center and Fire Operations.

Wildlife/Mountains/Trails – To account for County Resolution No. 2000-57 that requires, "in all future property acquisition negotiations for Wildlife, Mountains, Trails and Historic Places Program, that participating landowners donate at least 5% of the fair market value of properties, as determined by an appraisal, in lieu of a real estate commission ..." to fund capital improvements and maintenance of properties acquired for the Program." This is paid through the title company to the County as part of the closing of the purchase of the property.

EMS Health Hospital – To account for a fund created to contain the 1/8 cent Gross Receipts tax dedicated to emergency services.

VASH Vouchers – To account for the Veterans Affairs Supportive Housing Program (VASH) funded by the U.S. Department of Housing and Urban Development (HUD). The program combines rental assistance (HUD HCV) rental assistance for homeless veterans with case management and clinical services provided by Veteran Affairs at medical centers in the community.

Alcohol Programs – To account for state grants for DWI and alcohol education grants and programs.

Detox Programs – To account for federal and state grants for the construction and operation of Detox Facilities in the County.

Fire Operations – To account for the containment of the Emergency Communications and Emergency Medical Services Gross Receipts Tax and fire-dedicated revenue and expenses associated with operation of the County Fire Department.

Emergency Communication Operations – To account for the operation and management of the Regional Emergency Communication Center, which is the dispatch center for all emergency calls taken in the City and County of Santa Fe.

Law Enforcement Operations – This fund accounts for the operations of the County Sheriff, including grants pertaining thereto. Non-grant funding comes through a transfer of property taxes from the General Fund. This fund was established in fiscal year 2010 to isolate the operations of the Sheriff's Office in its own fund, especially due to the volume of grants that needed to be segregated from the General Fund. Prior to fiscal year 2010 the revenues and expenditures were recorded in the General Fund.

Housing Capital Improvement – To account for the Capital Fund Program (CFP) funded by the U.S. Department of Housing and Urban Development (HUD). These monies are used to make comprehensive repairs to the existing public housing of Santa Fe County, and are applied for and granted on an annual basis. This fund was created in accordance with the grant agreement.



Sheriff's Patrol Unit, S.W.A.T. Unit & Prisoner Transport

**STATE OF NEW MEXICO
SANTA FE COUNTY
Combining Balance Sheet
Nonmajor Special Revenue Funds
June 30, 2013**

	<u>Regional Transit</u>	<u>Corrections</u>	<u>Property Valuation</u>	<u>Road Maintenance</u>
ASSETS				
Cash and investments	\$ -	21,199	818,732	1,718,851
Cash and investments - restricted	-	-	-	-
Receivables (net of allowance for uncollectible)	-	-	-	2,492
Accounts receivable	-	-	1,319	-
Taxes receivable	717,499	-	-	56,270
Interest receivable	-	-	-	-
Grantor agencies receivable	-	-	-	-
Mortgages receivable	-	-	-	-
Down payment assistance receivable	-	-	-	-
Prepays & other	-	-	-	17,841
Due from other funds	-	-	-	-
Total Assets	<u>\$ 717,499</u>	<u>21,199</u>	<u>820,051</u>	<u>1,795,454</u>
LIABILITIES				
Accounts payable	\$ 717,499	-	147,540	150,495
Accrued wages and benefits	-	-	23,522	79,445
Deposits held for others	-	-	-	-
Deferred revenue	-	-	-	-
Other current liabilities	-	-	-	-
Due to other funds	-	-	-	-
Total Liabilities	<u>717,499</u>	<u>-</u>	<u>171,062</u>	<u>229,940</u>
FUND BALANCE				
Nonspendable	-	-	-	17,841
Restricted	-	21,199	509,828	1,547,673
Committed	-	-	139,161	-
Unassigned	-	-	-	-
Total Fund Balance	<u>-</u>	<u>21,199</u>	<u>648,989</u>	<u>1,565,514</u>
Total Liabilities and Fund Balance	<u>\$ 717,499</u>	<u>21,199</u>	<u>820,051</u>	<u>1,795,454</u>

Emergency Medical Services	Farm and Range	Fire Protection	Law Enforcement Protection	Environmental GRT	Lodgers Tax
123,725	6,442	5,838,985	39,483	169,839	1,617,102
-	-	-	-	-	-
-	-	-	880	-	-
1,393	-	1,826	-	-	-
-	-	4,293	-	112,896	42,661
-	-	-	-	-	-
-	-	599	-	-	-
-	-	-	-	-	-
-	-	-	-	-	-
-	-	9,136	-	-	-
-	-	-	-	-	-
<u>125,118</u>	<u>6,442</u>	<u>5,854,839</u>	<u>40,363</u>	<u>282,735</u>	<u>1,659,763</u>
10,507	-	106,793	8,477	-	40,116
-	-	-	-	-	-
-	-	-	-	-	-
-	-	-	-	-	-
-	-	-	-	-	-
<u>10,507</u>	<u>-</u>	<u>106,793</u>	<u>8,477</u>	<u>-</u>	<u>40,116</u>
-	-	9,136	-	-	-
114,611	6,442	5,738,910	31,886	282,735	1,619,647
-	-	-	-	-	-
-	-	-	-	-	-
<u>114,611</u>	<u>6,442</u>	<u>5,748,046</u>	<u>31,886</u>	<u>282,735</u>	<u>1,619,647</u>
<u>125,118</u>	<u>6,442</u>	<u>5,854,839</u>	<u>40,363</u>	<u>282,735</u>	<u>1,659,763</u>

**STATE OF NEW MEXICO
SANTA FE COUNTY
Combining Balance Sheet
Nonmajor Special Revenue Funds
June 30, 2013
(Continued)**

	<u>Fire Impact Fees</u>	<u>Recreation</u>	<u>Clerk Recording</u>	<u>Correctional GRT</u>
ASSETS				
Cash and investments	\$ 811,694	10,940	628,845	631,923
Cash and investments - restricted	-	-	-	-
Receivables (net of allowance for uncollectible)	-	-	-	-
Accounts receivable	-	-	-	-
Taxes receivable	-	-	-	804,463
Interest receivable	-	-	-	-
Grantor agencies receivable	-	-	-	-
Mortgages receivable	-	-	-	-
Down payment assistance receivable	-	-	-	-
Prepays & other	-	-	-	-
Due from other funds	-	-	-	-
Total Assets	<u>\$ 811,694</u>	<u>10,940</u>	<u>628,845</u>	<u>1,436,386</u>
LIABILITIES				
Accounts payable	\$ 40,000	-	12,243	-
Accrued wages and benefits	-	-	-	-
Deposits held for others	-	-	-	-
Deferred revenue	-	-	-	-
Other current liabilities	-	-	-	-
Due to other funds	-	-	-	-
Total Liabilities	<u>40,000</u>	<u>-</u>	<u>12,243</u>	<u>-</u>
FUND BALANCE				
Nonspendable	-	-	-	-
Restricted	771,694	10,940	616,602	1,436,386
Committed	-	-	-	-
Unassigned	-	-	-	-
Total Fund Balance	<u>771,694</u>	<u>10,940</u>	<u>616,602</u>	<u>1,436,386</u>
Total Liabilities and Fund Balance	<u>\$ 811,694</u>	<u>10,940</u>	<u>628,845</u>	<u>1,436,386</u>

Indigent Hospital	Indigent Services	Federal Forfeiture	Linkages	Housing Choice Voucher Sec 8
1,370,098	1,059,603	189,868	77,903	543,326
-	-	-	-	112,854
493	4,530	-	-	24,669
-	-	-	-	-
804,778	-	-	-	-
-	-	-	-	-
-	-	-	-	-
-	-	-	-	-
-	224	-	-	-
-	-	-	-	-
<u>2,175,369</u>	<u>1,064,357</u>	<u>189,868</u>	<u>77,903</u>	<u>680,849</u>
-	467	119	-	-
23	7,353	-	267	10,250
-	-	-	-	112,854
-	4,530	-	-	32,464
-	-	-	-	-
-	-	-	-	-
<u>23</u>	<u>12,350</u>	<u>119</u>	<u>267</u>	<u>155,568</u>
-	224	-	-	-
2,175,346	878,359	189,749	77,636	307,187
-	173,424	-	-	218,094
-	-	-	-	-
<u>2,175,346</u>	<u>1,052,007</u>	<u>189,749</u>	<u>77,636</u>	<u>525,281</u>
<u>2,175,369</u>	<u>1,064,357</u>	<u>189,868</u>	<u>77,903</u>	<u>680,849</u>

**STATE OF NEW MEXICO
SANTA FE COUNTY
Combining Balance Sheet
Nonmajor Special Revenue Funds
June 30, 2013
(Concluded)**

	<u>EMS Health Care</u>	<u>Wildfire/ Mountains/Trails</u>	<u>EMS Health Hospital</u>	<u>Vash Vouchers</u>	<u>Alcohol Programs</u>
ASSETS					
Cash and investments	\$ 2,110,392	60,776	2,255,183	-	196,322
Cash and investments - restricted	-	-	-	-	-
Receivables (net of allowance for uncollectible)	8,064	-	-	-	854
Accounts receivable	-	-	-	-	-
Taxes receivable	-	-	804,778	-	-
Interest receivable	-	-	-	-	-
Grantor agencies receivable	-	-	-	-	386,596
Mortgages receivable	-	-	-	-	-
Down payment assistance receivable	-	-	-	-	-
Prepays & other	574	-	-	-	614
Due from other funds	-	-	-	-	300,000
Total Assets	<u>\$ 2,119,030</u>	<u>60,776</u>	<u>3,059,961</u>	<u>-</u>	<u>884,386</u>
LIABILITIES					
Accounts payable	\$ 17,651	-	-	-	271,619
Accrued wages and benefits	13,449	-	-	-	24,539
Deposits held for others	-	-	-	-	-
Deferred revenue	5,055	-	-	-	451,007
Other current liabilities	12,733	-	-	-	-
Due to other funds	1,053,364	-	-	-	-
Total Liabilities	<u>1,102,252</u>	<u>-</u>	<u>-</u>	<u>-</u>	<u>747,165</u>
FUND BALANCE					
Nonspendable	574	-	-	-	614
Restricted	964,460	60,776	3,059,961	-	136,607
Committed	51,744	-	-	-	-
Unassigned	-	-	-	-	-
Total Fund Balance	<u>1,016,778</u>	<u>60,776</u>	<u>3,059,961</u>	<u>-</u>	<u>137,221</u>
Total Liabilities and Fund Balance	<u>\$ 2,119,030</u>	<u>60,776</u>	<u>3,059,961</u>	<u>-</u>	<u>884,386</u>

Detox Programs	Fire Operations	Emergency Communication Operations	Law Enforcement Operations	Housing Capital Improvement	Total Nonmajor Special Revenue Funds
256,935	5,544,231	1,185,501	2,640,819	-	29,928,717
-	-	-	-	-	112,854
169	644,412	-	39,462	-	726,025
-	-	-	-	-	4,538
-	1,443,543	-	-	-	4,791,181
-	-	-	-	-	-
100,000	56,249	23,954	116,864	52,293	736,555
-	-	-	-	-	-
-	-	-	-	-	-
-	20,944	2,385	29,816	-	81,534
-	-	-	-	-	300,000
357,104	7,709,379	1,211,840	2,826,961	52,293	36,681,404
-	237,586	16,188	135,263	42,535	1,955,098
-	284,603	92,274	292,656	1,736	830,117
-	644,749	-	-	-	757,603
-	-	-	-	-	493,056
-	-	-	5,439	-	18,172
300,000	-	-	-	4,498	1,357,862
300,000	1,166,938	108,462	433,358	48,769	5,411,908
-	20,944	2,385	29,816	-	81,534
32,104	5,248,716	380,720	1,424,150	3,524	27,647,848
25,000	1,272,781	720,273	939,637	-	3,540,114
-	-	-	-	-	-
57,104	6,542,441	1,103,378	2,393,603	3,524	31,269,496
357,104	7,709,379	1,211,840	2,826,961	52,293	36,681,404

STATE OF NEW MEXICO
SANTA FE COUNTY
Combining Statement of Revenues, Expenditures, and Changes in Fund Balance
Nonmajor Special Revenue Funds
For the Fiscal Year Ended June 30, 2013

	Regional Transit	Corrections	Property Valuation	Road Maintenance
REVENUES				
Property taxes	\$ -	-	1,268,938	-
Gross receipts taxes	-	-	-	-
Other taxes & assessments	4,027,622	-	-	620,658
Licenses, permits, & fees	-	-	-	7,514
Charges for services	-	-	-	2,052
Fines & forfeitures	-	236,880	-	-
Interest earnings	-	-	-	-
Federal grants	-	-	-	63,395
State grants	-	-	-	-
Other	-	-	912	198
Intergovernmental	-	-	-	-
Total Revenues	<u>4,027,622</u>	<u>236,880</u>	<u>1,269,850</u>	<u>693,817</u>
EXPENDITURES				
General government	-	-	2,302,494	-
Public safety	-	-	-	-
Culture & recreation	-	-	-	-
Highways & streets	4,711,166	-	-	4,749,948
Health & welfare	-	-	-	-
Housing	-	-	-	-
Total Expenditures	<u>4,711,166</u>	<u>-</u>	<u>2,302,494</u>	<u>4,749,948</u>
Excess of Revenues Over (Under) Expenditures	<u>(683,544)</u>	<u>236,880</u>	<u>(1,032,644)</u>	<u>(4,056,131)</u>
OTHER FINANCING SOURCES (USES)				
Transfers from other funds	-	-	2,719	4,553,374
Transfers to other funds	-	(236,880)	-	-
Net Other Financing Sources (Uses)	<u>-</u>	<u>(236,880)</u>	<u>2,719</u>	<u>4,553,374</u>
Net change in fund balance	<u>(683,544)</u>	<u>-</u>	<u>(1,029,925)</u>	<u>497,243</u>
<i>Fund Balance, beginning of period</i>	683,544	21,199	1,678,914	1,068,271
Fund Balance, end of period	<u>\$ -</u>	<u>21,199</u>	<u>648,989</u>	<u>1,565,514</u>

<u>Emergency Medical Services</u>	<u>Farm and Range</u>	<u>Fire Protection</u>	<u>Law Enforcement Protection</u>	<u>Environmental GRT</u>	<u>Lodgers Tax</u>
-	-	-	-	-	-
-	-	37,842	-	635,911	-
-	-	-	-	-	422,990
-	-	-	-	-	-
-	-	-	-	-	-
-	-	-	-	-	2,675
-	1,412	-	-	-	-
106,526	-	1,923,643	71,400	-	-
-	-	6,971	-	-	2,432
-	-	-	-	-	-
<u>106,526</u>	<u>1,412</u>	<u>1,968,456</u>	<u>71,400</u>	<u>635,911</u>	<u>428,097</u>
-	-	-	-	3,106	-
119,212	-	2,897,808	72,672	-	-
-	-	-	-	-	386,274
-	-	-	-	-	-
-	-	-	-	-	-
<u>119,212</u>	<u>-</u>	<u>2,897,808</u>	<u>72,672</u>	<u>3,106</u>	<u>386,274</u>
<u>(12,686)</u>	<u>1,412</u>	<u>(929,352)</u>	<u>(1,272)</u>	<u>632,805</u>	<u>41,823</u>
-	5,000	82	-	-	-
(82)	-	-	-	(622,980)	-
(82)	5,000	82	-	(622,980)	-
(12,768)	6,412	(929,270)	(1,272)	9,825	41,823
<u>127,379</u>	<u>30</u>	<u>6,677,316</u>	<u>33,158</u>	<u>272,910</u>	<u>1,577,824</u>
<u>114,611</u>	<u>6,442</u>	<u>5,748,046</u>	<u>31,886</u>	<u>282,735</u>	<u>1,619,647</u>

STATE OF NEW MEXICO
SANTA FE COUNTY
Combining Statement of Revenues, Expenditures, and Changes in Fund Balance
Nonmajor Special Revenue Funds
For the Fiscal Year Ended June 30, 2013
(Continued)

	Fire Impact Fees	Recreation	Clerk Recording	Correctional GRT
REVENUES				
Property taxes	\$ -	-	-	-
Gross receipts taxes	-	-	-	4,559,635
Other taxes & assessments	-	-	-	-
Licenses, permits, & fees	-	-	-	-
Charges for services	182,914	-	240,060	-
Fines & forfeitures	-	-	-	-
Interest earnings	-	-	-	-
Federal grants	-	-	-	-
State grants	-	-	-	-
Other	-	-	200	-
Intergovernmental	-	-	-	-
Total Revenues	182,914	-	240,260	4,559,635
EXPENDITURES				
General government	-	-	141,584	11,561
Public safety	796,439	-	-	-
Culture & recreation	-	-	-	-
Highways & streets	-	-	-	-
Health & welfare	-	-	-	-
Housing	-	-	-	-
Total Expenditures	796,439	-	141,584	11,561
Excess of Revenues Over (Under) Expenditures	(613,525)	-	98,676	4,548,074
OTHER FINANCING SOURCES (USES)				
Transfers from other funds	-	-	-	-
Transfers to other funds	-	-	-	(4,575,000)
Net Other Financing Sources (Uses)	-	-	-	(4,575,000)
Net change in fund balance	(613,525)	-	98,676	(26,926)
<i>Fund Balance, beginning of period</i>	1,385,219	10,940	517,926	1,463,312
Fund Balance, end of period	\$ 771,694	10,940	616,602	1,436,386

Indigent Hospital	Indigent Services	Federal Forfeiture	Linkages	Housing Choice Vouchers Sec 8
-	-	-	-	-
4,562,861	-	-	-	-
-	-	-	-	-
-	-	-	-	-
-	-	-	-	68,743
-	210	174,237	-	-
-	-	-	-	1,093
-	-	-	-	1,922,580
-	-	-	72,472	-
1,618	495	-	-	-
-	-	-	-	-
<u>4,564,479</u>	<u>705</u>	<u>174,237</u>	<u>72,472</u>	<u>1,992,416</u>
-	-	-	-	-
-	-	34,333	-	-
-	-	-	-	-
2,272,754	1,736,737	-	-	-
-	-	-	-	-
-	-	-	104,361	2,326,068
<u>2,272,754</u>	<u>1,736,737</u>	<u>34,333</u>	<u>104,361</u>	<u>2,326,068</u>
<u>2,291,725</u>	<u>(1,736,032)</u>	<u>139,904</u>	<u>(31,889)</u>	<u>(333,652)</u>
-	2,081,918	-	-	175,076
(2,081,085)	-	-	-	-
(2,081,085)	2,081,918	-	-	175,076
210,640	345,886	139,904	(31,889)	(158,576)
1,964,706	706,121	49,845	109,525	683,857
<u>2,175,346</u>	<u>1,052,007</u>	<u>189,749</u>	<u>77,636</u>	<u>525,281</u>

STATE OF NEW MEXICO
SANTA FE COUNTY
Combining Statement of Revenues, Expenditures, and Changes in Fund Balance
Nonmajor Special Revenue Funds
For the Fiscal Year Ended June 30, 2013
(Concluded)

	EMS Health Care	Wildfire/ Mountains/Trails	EMS Health Hospital	Vash Vouchers	Alohol Programs
REVENUES					
Property taxes	\$ -	-	-	-	-
Gross receipts taxes	-	-	4,562,861	-	-
Other taxes & assessments	-	-	-	-	-
Licenses, permits, & fees	-	-	-	-	-
Charges for services	-	-	-	-	-
Fines & forfeitures	-	-	-	-	52,510
Interest earnings	-	-	-	-	-
Federal grants	3,009	-	-	-	-
State grants	-	-	-	-	1,051,549
Other	16,133	-	-	-	300,000
Intergovernmental	-	-	-	-	136,999
Total Revenues	<u>19,142</u>	<u>-</u>	<u>4,562,861</u>	<u>-</u>	<u>1,541,058</u>
EXPENDITURES					
General government	-	-	-	-	-
Public safety	-	-	-	-	-
Culture & recreation	-	-	-	-	-
Highways & streets	-	-	-	-	-
Health & welfare	439,206	-	41,257	-	1,362,887
Housing	-	-	-	-	-
Total Expenditures	<u>439,206</u>	<u>-</u>	<u>41,257</u>	<u>-</u>	<u>1,362,887</u>
Excess of Revenues Over (Under) Expenditures	<u>(420,064)</u>	<u>-</u>	<u>4,521,604</u>	<u>-</u>	<u>178,171</u>
OTHER FINANCING SOURCES (USES)					
Transfers from other funds	621,932	-	-	-	60,000
Transfers to other funds	-	-	(4,475,000)	(175,076)	(170,000)
Net Other Financing Sources (Uses)	<u>621,932</u>	<u>-</u>	<u>(4,475,000)</u>	<u>(175,076)</u>	<u>(110,000)</u>
Net change in fund balance	<u>201,868</u>	<u>-</u>	<u>46,604</u>	<u>(175,076)</u>	<u>68,171</u>
Fund Balance, beginning of period	<u>814,910</u>	<u>60,776</u>	<u>3,013,357</u>	<u>175,076</u>	<u>69,050</u>
Fund Balance, end of period	<u>\$ 1,016,778</u>	<u>60,776</u>	<u>3,059,961</u>	<u>-</u>	<u>137,221</u>

<u>Detox Programs</u>	<u>Fire Operations</u>	<u>Emergency Communication Operations</u>	<u>Law Enforcement Operations</u>	<u>Housing Capital Improvement</u>	<u>Total Nonmajor Special Revenue Funds</u>
-	-	-	-	-	1,268,938
-	8,100,186	-	-	-	22,459,296
-	-	-	-	-	5,071,270
-	38,221	-	-	-	45,735
-	932,695	2,225	33,511	-	1,462,200
-	-	-	24,260	-	488,097
-	-	-	-	-	3,768
-	575,846	-	655,538	335,998	3,557,778
300,000	336,426	13,954	16,144	-	3,892,114
-	171,853	64,335	135,953	-	701,100
-	306,021	300,206	19,572	-	762,798
<u>300,000</u>	<u>10,461,248</u>	<u>380,720</u>	<u>884,978</u>	<u>335,998</u>	<u>39,713,094</u>
-	-	-	-	-	2,458,745
-	10,752,179	-	11,123,514	-	25,796,157
-	-	-	-	-	386,274
-	-	-	-	-	13,470,605
604,700	-	2,909,533	-	-	5,357,583
-	-	-	-	334,924	2,765,353
<u>604,700</u>	<u>10,752,179</u>	<u>2,909,533</u>	<u>11,123,514</u>	<u>334,924</u>	<u>50,234,717</u>
<u>(304,700)</u>	<u>(290,931)</u>	<u>(2,528,813)</u>	<u>(10,238,536)</u>	<u>1,074</u>	<u>(10,521,623)</u>
-	4,007,864	2,948,953	11,158,862	-	25,615,780
-	(2,942,239)	-	-	-	(15,278,342)
-	1,065,625	2,948,953	11,158,862	-	10,337,438
(304,700)	774,694	420,140	920,326	1,074	(184,185)
<u>361,804</u>	<u>5,767,747</u>	<u>683,238</u>	<u>1,473,277</u>	<u>2,450</u>	<u>31,453,681</u>
<u>57,104</u>	<u>6,542,441</u>	<u>1,103,378</u>	<u>2,393,603</u>	<u>3,524</u>	<u>31,269,496</u>

STATE OF NEW MEXICO
SANTA FE COUNTY
Non-Major Special Revenue Funds
Schedule of Revenues, Expenditures, and Changes in Fund Balance-Budget to Actual
Regional Transit
For the Fiscal Year Ended June 30, 2013

	<u>Budgeted Amounts</u>		<u>Non - GAAP Actual</u>	<u>Variance Favorable (Unfavorable) Final to Actual</u>
	<u>Original</u>	<u>Final</u>		
Revenues				
Property Taxes	\$ -	-	-	-
Gross Receipts Taxes	3,845,000	3,845,000	3,993,667	148,667
Other Taxes and Assessments	-	-	-	-
Charges for Services	-	-	-	-
Fines and Forfeitures	-	-	-	-
Grants	-	-	-	-
Other	-	-	-	-
Intergovernmental	-	-	-	-
Total Revenues	<u>3,845,000</u>	<u>3,845,000</u>	<u>3,993,667</u>	<u>148,667</u>
Cash balance carryforward	-	-		
Total	<u>\$ 3,845,000</u>	<u>3,845,000</u>		
Expenditures				
General Government	\$ -	-	-	-
Public Safety	-	-	-	-
Culture & Recreation	-	-	-	-
Highways & Streets	3,845,000	3,845,000	3,993,667	(148,667)
Health & Welfare	-	-	-	-
Housing	-	-	-	-
Total Expenditures	<u>\$ 3,845,000</u>	<u>3,845,000</u>	<u>3,993,667</u>	<u>(148,667)</u>
Other Financing Sources (Uses)				
Transfers from other funds	\$ -	-	-	-
Transfers to other funds	-	-	-	-
Total Other Financing Sources (Uses)	<u>\$ -</u>	<u>-</u>	<u>-</u>	<u>-</u>
Net Change in Fund Balance - Budgetary Basis			\$ -	
Reconciliation to change in fund balance - GAAP Basis				
Revenue accruals, net of prior year revenue reversals			33,955	
Adjustments to expenditures for modified accrual purposes			(717,499)	
Outstanding encumbrances recorded as budgetary expenditures - not for GAAP purposes			-	
Change in fund balance - GAAP basis			<u>\$ (683,544)</u>	

STATE OF NEW MEXICO
SANTA FE COUNTY
Non-Major Special Revenue Funds
Schedule of Revenues, Expenditures, and Changes in Fund Balance-Budget to Actual
Corrections
For the Fiscal Year Ended June 30, 2013

	<u>Budgeted Amounts</u>		<u>Non - GAAP Actual</u>	<u>Variance Favorable (Unfavorable) Final to Actual</u>
	<u>Original</u>	<u>Final</u>		
Revenues				
Property Taxes	\$ -	-	-	-
Gross Receipts Taxes	-	-	-	-
Other Taxes and Assessments	-	-	-	-
Charges for Services	-	-	-	-
Fines and Forfeitures	250,000	250,000	236,880	(13,120)
Grants	-	-	-	-
Other	-	-	-	-
Intergovernmental	-	-	-	-
Total Revenues	<u>250,000</u>	<u>250,000</u>	<u>236,880</u>	<u>(13,120)</u>
Cash balance carryforward	-	-		
Total	<u>\$ 250,000</u>	<u>250,000</u>		
Expenditures				
General Government	\$ -	-	-	-
Public Safety	-	-	-	-
Culture & Recreation	-	-	-	-
Highways & Streets	-	-	-	-
Health & Welfare	-	-	-	-
Housing	-	-	-	-
Total Expenditures	<u>\$ -</u>	<u>-</u>	<u>-</u>	<u>-</u>
Other Financing Sources (Uses)				
Transfers from other funds	\$ -	-	-	-
Transfers to other funds	(250,000)	(250,000)	(236,880)	(13,120)
Total Other Financing Sources (Uses)	<u>\$ (250,000)</u>	<u>(250,000)</u>	<u>(236,880)</u>	<u>(13,120)</u>
Net Change in Fund Balance - Budgetary Basis			\$ -	
Reconciliation to change in fund balance - GAAP Basis				
Revenue accruals, net of prior year revenue reversals			-	
Adjustments to expenditures for modified accrual purposes			-	
Outstanding encumbrances recorded as budgetary expenditures - not for GAAP purposes			-	
Change in fund balance - GAAP basis			<u>\$ -</u>	

STATE OF NEW MEXICO
SANTA FE COUNTY
Non-Major Special Revenue Funds
Schedule of Revenues, Expenditures, and Changes in Fund Balance-Budget to Actual
Property Valuation
For the Fiscal Year Ended June 30, 2013

	<u>Budgeted Amounts</u>		<u>Non - GAAP Actual</u>	<u>Variance Favorable (Unfavorable) Final to Actual</u>
	<u>Original</u>	<u>Final</u>		
Revenues				
Property Taxes	\$ 1,190,629	1,190,629	1,268,938	78,309
Gross Receipts Taxes	-	-	-	-
Other Taxes and Assessments	-	-	-	-
Charges for Services	-	-	-	-
Fines and Forfeitures	-	-	-	-
Grants	-	-	-	-
Other	-	-	912	912
Intergovernmental	-	-	-	-
Total Revenues	<u>1,190,629</u>	<u>1,190,629</u>	<u>1,269,850</u>	<u>79,221</u>
Cash balance carryforward	<u>479,300</u>	<u>1,498,985</u>		
Total	<u>\$ 1,669,929</u>	<u>2,689,614</u>		
Expenditures				
General Government	\$ 1,669,929	2,692,333	2,559,291	133,042
Public Safety	-	-	-	-
Culture & Recreation	-	-	-	-
Highways & Streets	-	-	-	-
Health & Welfare	-	-	-	-
Housing	-	-	-	-
Total Expenditures	<u>\$ 1,669,929</u>	<u>2,692,333</u>	<u>2,559,291</u>	<u>133,042</u>
Other Financing Sources (Uses)				
Transfers from other funds	\$ -	2,719	2,719	-
Transfers to other funds	-	-	-	-
Total Other Financing Sources (Uses)	<u>\$ -</u>	<u>2,719</u>	<u>2,719</u>	<u>-</u>
Net Change in Fund Balance - Budgetary Basis			\$ (1,286,722)	
Reconciliation to change in fund balance - GAAP Basis				
Revenue accruals, net of prior year revenue reversals			-	
Adjustments to expenditures for modified accrual purposes			(146,369)	
Outstanding encumbrances recorded as budgetary expenditures - not for GAAP purposes			<u>403,166</u>	
Change in fund balance - GAAP basis			<u>\$ (1,029,925)</u>	

STATE OF NEW MEXICO
SANTA FE COUNTY
Non-Major Special Revenue Funds
Schedule of Revenues, Expenditures, and Changes in Fund Balance-Budget to Actual
Road Maintenance
For the Fiscal Year Ended June 30, 2013

	<u>Budgeted Amounts</u>		<u>Non - GAAP Actual</u>	<u>Variance Favorable (Unfavorable) Final to Actual</u>
	<u>Original</u>	<u>Final</u>		
Revenues				
Property Taxes	\$ -	-	-	-
Gross Receipts Taxes	557,700	557,700	629,730	72,030
Other Taxes and Assessments	6,200	6,200	7,514	1,314
Charges for Services	-	-	-	-
Fines and Forfeitures	-	-	-	-
Grants	64,000	64,000	63,395	(605)
Other	-	-	194	194
Intergovernmental	-	-	-	-
Total Revenues	<u>627,900</u>	<u>627,900</u>	<u>700,833</u>	<u>72,933</u>
Cash balance carryforward	-	380,918		
Total	<u>\$ 627,900</u>	<u>1,008,818</u>		
Expenditures				
General Government	\$ -	-	-	-
Public Safety	-	-	-	-
Culture & Recreation	-	-	-	-
Highways & Streets	5,175,021	5,562,192	5,088,108	474,084
Health & Welfare	-	-	-	-
Housing	-	-	-	-
Total Expenditures	<u>\$ 5,175,021</u>	<u>5,562,192</u>	<u>5,088,108</u>	<u>474,084</u>
Other Financing Sources (Uses)				
Transfers from other funds	\$ 4,547,121	4,553,374	4,553,374	-
Transfers to other funds	-	-	-	-
Total Other Financing Sources (Uses)	<u>\$ 4,547,121</u>	<u>4,553,374</u>	<u>4,553,374</u>	<u>-</u>
Net Change in Fund Balance - Budgetary Basis			\$ 166,099	
Reconciliation to change in fund balance - GAAP Basis				
Revenue accruals, net of prior year revenue reversals			(7,019)	
Adjustments to expenditures for modified accrual purposes			(19,255)	
Outstanding encumbrances recorded as budgetary expenditures - not for GAAP purposes			<u>357,418</u>	
Change in fund balance - GAAP basis			<u>\$ 497,243</u>	

STATE OF NEW MEXICO
SANTA FE COUNTY
Non-Major Special Revenue Funds
Schedule of Revenues, Expenditures, and Changes in Fund Balance-Budget to Actual
Emergency Medical Services
For the Fiscal Year Ended June 30, 2013

	<u>Budgeted Amounts</u>		<u>Non - GAAP Actual</u>	<u>Variance Favorable (Unfavorable) Final to Actual</u>
	<u>Original</u>	<u>Final</u>		
Revenues				
Property Taxes	\$ -	-	-	-
Gross Receipts Taxes	-	-	-	-
Other Taxes and Assessments	-	-	-	-
Charges for Services	-	-	-	-
Fines and Forfeitures	-	-	-	-
Grants	108,216	107,939	106,526	(1,413)
Other	-	-	-	-
Intergovernmental	-	-	-	-
Total Revenues	<u>108,216</u>	<u>107,939</u>	<u>106,526</u>	<u>(1,413)</u>
Cash balance carryforward	-	28,713		
Total	<u>\$ 108,216</u>	<u>136,652</u>		
Expenditures				
General Government	\$ -	-	-	-
Public Safety	108,216	136,570	125,073	11,497
Culture & Recreation	-	-	-	-
Highways & Streets	-	-	-	-
Health & Welfare	-	-	-	-
Housing	-	-	-	-
Total Expenditures	<u>\$ 108,216</u>	<u>136,570</u>	<u>125,073</u>	<u>11,497</u>
Other Financing Sources (Uses)				
Transfers from other funds	\$ -	-	-	-
Transfers to other funds	-	(82)	(82)	-
Total Other Financing Sources (Uses)	<u>\$ -</u>	<u>(82)</u>	<u>(82)</u>	<u>-</u>
Net Change in Fund Balance - Budgetary Basis			\$ (18,629)	
Reconciliation to change in fund balance - GAAP Basis				
Revenue accruals, net of prior year revenue reversals			-	
Adjustments to expenditures for modified accrual purposes			(6,973)	
Outstanding encumbrances recorded as budgetary expenditures - not for GAAP purposes			12,834	
Change in fund balance - GAAP basis			<u>\$ (12,768)</u>	

STATE OF NEW MEXICO
SANTA FE COUNTY
Non-Major Special Revenue Funds
Schedule of Revenues, Expenditures, and Changes in Fund Balance-Budget to Actual
Farm and Range
For the Fiscal Year Ended June 30, 2013

	<u>Budgeted Amounts</u>		<u>Non - GAAP Actual</u>	<u>Variance Favorable (Unfavorable) Final to Actual</u>
	<u>Original</u>	<u>Final</u>		
Revenues				
Property Taxes	\$ -	-	-	-
Gross Receipts Taxes	-	-	-	-
Other Taxes and Assessments	-	-	-	-
Charges for Services	-	-	-	-
Fines and Forfeitures	-	-	-	-
Grants	900	900	1,412	512
Other	-	-	-	-
Intergovernmental	-	-	-	-
Total Revenues	<u>900</u>	<u>900</u>	<u>1,412</u>	<u>512</u>
Cash balance carryforward	-	-		
Total	<u>\$ 900</u>	<u>900</u>		
Expenditures				
General Government	\$ 5,900	5,900	-	5,900
Public Safety	-	-	-	-
Culture & Recreation	-	-	-	-
Highways & Streets	-	-	-	-
Health & Welfare	-	-	-	-
Housing	-	-	-	-
Total Expenditures	<u>\$ 5,900</u>	<u>5,900</u>	<u>-</u>	<u>5,900</u>
Other Financing Sources (Uses)				
Transfers from other funds	\$ 5,000	5,000	5,000	-
Transfers to other funds	-	-	-	-
Total Other Financing Sources (Uses)	<u>\$ 5,000</u>	<u>5,000</u>	<u>5,000</u>	<u>-</u>
Net Change in Fund Balance - Budgetary Basis			\$ 6,412	
Reconciliation to change in fund balance - GAAP Basis				
Revenue accruals, net of prior year revenue reversals			-	
Adjustments to expenditures for modified accrual purposes			-	
Outstanding encumbrances recorded as budgetary expenditures - not for GAAP purposes			-	
			<u>\$ 6,412</u>	
			<u>\$ 6,412</u>	

STATE OF NEW MEXICO
SANTA FE COUNTY
Non-Major Special Revenue Funds
Schedule of Revenues, Expenditures, and Changes in Fund Balance-Budget to Actual
Fire Protection
For the Fiscal Year Ended June 30, 2013

	<u>Budgeted Amounts</u>		<u>Non - GAAP Actual</u>	<u>Variance Favorable (Unfavorable) Final to Actual</u>
	<u>Original</u>	<u>Final</u>		
Revenues				
Property Taxes	\$ -	-	-	-
Gross Receipts Taxes	-	-	-	-
Other Taxes and Assessments	-	-	42,321	42,321
Charges for Services	-	-	-	-
Fines and Forfeitures	-	-	-	-
Grants	1,918,435	1,923,643	1,923,643	-
Other	-	-	6,971	6,971
Intergovernmental	-	-	-	-
Total Revenues	<u>1,918,435</u>	<u>1,923,643</u>	<u>1,972,935</u>	<u>49,292</u>
Cash balance carryforward	<u>1,922,402</u>	<u>4,518,344</u>		
Total	<u>\$ 3,840,837</u>	<u>6,441,987</u>		
Expenditures				
General Government	\$ -	-	-	-
Public Safety	3,840,837	6,442,069	3,700,570	2,741,499
Culture & Recreation	-	-	-	-
Highways & Streets	-	-	-	-
Health & Welfare	-	-	-	-
Housing	-	-	-	-
Total Expenditures	<u>\$ 3,840,837</u>	<u>6,442,069</u>	<u>3,700,570</u>	<u>2,741,499</u>
Other Financing Sources (Uses)				
Transfers from other funds	\$ -	82	82	-
Transfers to other funds	-	-	-	-
Total Other Financing Sources (Uses)	<u>\$ -</u>	<u>82</u>	<u>82</u>	<u>-</u>
Net Change in Fund Balance - Budgetary Basis			\$ (1,727,553)	
Reconciliation to change in fund balance - GAAP Basis				
Revenue accruals, net of prior year revenue reversals			(4,479)	
Adjustments to expenditures for modified accrual purposes			(22,822)	
Outstanding encumbrances recorded as budgetary expenditures - not for GAAP purposes			<u>825,584</u>	
Change in fund balance - GAAP basis			<u>\$ (929,270)</u>	

STATE OF NEW MEXICO
SANTA FE COUNTY
Non-Major Special Revenue Funds
Schedule of Revenues, Expenditures, and Changes in Fund Balance-Budget to Actual
Law Enforcement Protection
For the Fiscal Year Ended June 30, 2013

	<u>Budgeted Amounts</u>		<u>Non - GAAP Actual</u>	<u>Variance Favorable (Unfavorable) Final to Actual</u>
	<u>Original</u>	<u>Final</u>		
Revenues				
Property Taxes	\$ -	-	-	-
Gross Receipts Taxes	-	-	-	-
Other Taxes and Assessments	-	-	-	-
Charges for Services	-	-	-	-
Fines and Forfeitures	-	-	-	-
Grants	71,400	71,400	71,400	-
Other	-	-	-	-
Intergovernmental	-	-	-	-
Total Revenues	<u>71,400</u>	<u>71,400</u>	<u>71,400</u>	<u>-</u>
Cash balance carryforward	-	33,071		
Total	<u>\$ 71,400</u>	<u>104,471</u>		
Expenditures				
General Government	\$ -	-	-	-
Public Safety	71,400	104,471	103,984	487
Culture & Recreation	-	-	-	-
Highways & Streets	-	-	-	-
Health & Welfare	-	-	-	-
Housing	-	-	-	-
Total Expenditures	<u>\$ 71,400</u>	<u>104,471</u>	<u>103,984</u>	<u>487</u>
Other Financing Sources (Uses)				
Transfers from other funds	\$ -	-	-	-
Transfers to other funds	-	-	-	-
Total Other Financing Sources (Uses)	<u>\$ -</u>	<u>-</u>	<u>-</u>	<u>-</u>
Net Change in Fund Balance - Budgetary Basis			\$ (32,584)	
Reconciliation to change in fund balance - GAAP Basis				
Revenue accruals, net of prior year revenue reversals			-	
Adjustments to expenditures for modified accrual purposes			(685)	
Outstanding encumbrances recorded as budgetary expenditures - not for GAAP purposes			<u>31,997</u>	
Change in fund balance - GAAP basis			<u>\$ (1,272)</u>	

STATE OF NEW MEXICO
SANTA FE COUNTY
Non-Major Special Revenue Funds
Schedule of Revenues, Expenditures, and Changes in Fund Balance-Budget to Actual
Environmental GRT
For the Fiscal Year Ended June 30, 2013

	<u>Budgeted Amounts</u>		<u>Non - GAAP Actual</u>	<u>Variance Favorable (Unfavorable) Final to Actual</u>
	<u>Original</u>	<u>Final</u>		
Revenues				
Property Taxes	\$ -	-	-	-
Gross Receipts Taxes	622,980	622,980	630,373	7,393
Other Taxes and Assessments	-	-	-	-
Charges for Services	-	-	-	-
Fines and Forfeitures	-	-	-	-
Grants	-	-	-	-
Other	-	-	-	-
Intergovernmental	-	-	-	-
Total Revenues	<u>622,980</u>	<u>622,980</u>	<u>630,373</u>	<u>7,393</u>
Cash balance carryforward	-	-		
Total	<u>\$ 622,980</u>	<u>622,980</u>		
Expenditures				
General Government	\$ -	-	-	-
Public Safety	-	-	-	-
Culture & Recreation	-	-	-	-
Highways & Streets	-	-	-	-
Health & Welfare	-	-	-	-
Housing	-	-	-	-
Total Expenditures	<u>\$ -</u>	<u>-</u>	<u>-</u>	<u>-</u>
Other Financing Sources (Uses)				
Transfers from other funds	\$ -	-	-	-
Transfers to other funds	(622,980)	(622,980)	(622,980)	-
Total Other Financing Sources (Uses)	<u>\$ (622,980)</u>	<u>(622,980)</u>	<u>(622,980)</u>	<u>-</u>
Net Change in Fund Balance - Budgetary Basis			\$ 7,393	
Reconciliation to change in fund balance - GAAP Basis				
Revenue accruals, net of prior year revenue reversals			5,539	
Adjustments to expenditures for modified accrual purposes			(3,107)	
Outstanding encumbrances recorded as budgetary expenditures - not for GAAP purposes			-	
Change in fund balance - GAAP basis			<u>\$ 9,825</u>	

STATE OF NEW MEXICO
SANTA FE COUNTY
Non-Major Special Revenue Funds
Schedule of Revenues, Expenditures, and Changes in Fund Balance-Budget to Actual
Lodgers Tax
For the Fiscal Year Ended June 30, 2013

	<u>Budgeted Amounts</u>		<u>Non - GAAP Actual</u>	<u>Variance Favorable (Unfavorable) Final to Actual</u>
	<u>Original</u>	<u>Final</u>		
Revenues				
Property Taxes	\$ -	-	-	-
Gross Receipts Taxes	-	-	-	-
Other Taxes and Assessments	362,000	362,000	424,784	62,784
Charges for Services	-	-	-	-
Fines and Forfeitures	-	-	-	-
Grants	-	-	-	-
Other	-	-	5,105	5,105
Intergovernmental	-	-	-	-
Total Revenues	<u>362,000</u>	<u>362,000</u>	<u>429,889</u>	<u>67,889</u>
Cash balance carryforward	<u>24,175</u>	<u>88,342</u>		
Total	<u>\$ 386,175</u>	<u>450,342</u>		
Expenditures				
General Government	\$ -	-	-	-
Public Safety	-	-	-	-
Culture & Recreation	386,175	450,342	420,630	29,712
Highways & Streets	-	-	-	-
Health & Welfare	-	-	-	-
Housing	-	-	-	-
Total Expenditures	<u>\$ 386,175</u>	<u>450,342</u>	<u>420,630</u>	<u>29,712</u>
Other Financing Sources (Uses)				
Transfers from other funds	\$ -	-	-	-
Transfers to other funds	-	-	-	-
Total Other Financing Sources (Uses)	<u>\$ -</u>	<u>-</u>	<u>-</u>	<u>-</u>
Net Change in Fund Balance - Budgetary Basis			\$ 9,259	
Reconciliation to change in fund balance - GAAP Basis				
Revenue accruals, net of prior year revenue reversals			(1,794)	
Adjustments to expenditures for modified accrual purposes			(27,676)	
Outstanding encumbrances recorded as budgetary expenditures - not for GAAP purposes			<u>62,034</u>	
Change in fund balance - GAAP basis			<u>\$ 41,823</u>	

STATE OF NEW MEXICO
SANTA FE COUNTY
Non-Major Special Revenue Funds
Schedule of Revenues, Expenditures, and Changes in Fund Balance-Budget to Actual
Fire Impact Fees
For the Fiscal Year Ended June 30, 2013

	<u>Budgeted Amounts</u>		<u>Non - GAAP Actual</u>	<u>Variance Favorable (Unfavorable) Final to Actual</u>
	<u>Original</u>	<u>Final</u>		
Revenues				
Property Taxes	\$ -	-	-	-
Gross Receipts Taxes	-	-	-	-
Other Taxes and Assessments	-	-	-	-
Charges for Services	13,346	38,359	182,914	144,555
Fines and Forfeitures	-	-	-	-
Grants	-	-	-	-
Other	-	-	-	-
Intergovernmental	-	-	-	-
Total Revenues	<u>13,346</u>	<u>38,359</u>	<u>182,914</u>	<u>144,555</u>
Cash balance carryforward	<u>124,654</u>	<u>994,827</u>		
Total	<u>\$ 138,000</u>	<u>1,033,186</u>		
Expenditures				
General Government	\$ -	-	-	-
Public Safety	138,000	1,033,186	965,156	68,030
Culture & Recreation	-	-	-	-
Highways & Streets	-	-	-	-
Health & Welfare	-	-	-	-
Housing	-	-	-	-
Total Expenditures	<u>\$ 138,000</u>	<u>1,033,186</u>	<u>965,156</u>	<u>68,030</u>
Other Financing Sources (Uses)				
Transfers from other funds	\$ -	-	-	-
Transfers to other funds	-	-	-	-
Total Other Financing Sources (Uses)	<u>\$ -</u>	<u>-</u>	<u>-</u>	<u>-</u>
Net Change in Fund Balance - Budgetary Basis			\$ (782,242)	
Reconciliation to change in fund balance - GAAP Basis				
Revenue accruals, net of prior year revenue reversals			-	
Adjustments to expenditures for modified accrual purposes			(54,850)	
Outstanding encumbrances recorded as budgetary expenditures - not for GAAP purposes			<u>223,567</u>	
Change in fund balance - GAAP basis			<u>\$ (613,525)</u>	

STATE OF NEW MEXICO
SANTA FE COUNTY
Non-Major Special Revenue Funds
Schedule of Revenues, Expenditures, and Changes in Fund Balance-Budget to Actual
Clerk Recording
For the Fiscal Year Ended June 30, 2013

	<u>Budgeted Amounts</u>		<u>Non - GAAP Actual</u>	<u>Variance Favorable (Unfavorable) Final to Actual</u>
	<u>Original</u>	<u>Final</u>		
Revenues				
Property Taxes	\$ -	-	-	-
Gross Receipts Taxes	-	-	-	-
Other Taxes and Assessments	-	-	-	-
Charges for Services	175,000	175,000	240,060	65,060
Fines and Forfeitures	-	-	-	-
Grants	-	-	-	-
Other	-	-	200	200
Intergovernmental	-	-	-	-
Total Revenues	<u>175,000</u>	<u>175,000</u>	<u>240,260</u>	<u>65,260</u>
Cash balance carryforward	<u>33,100</u>	<u>83,639</u>		
Total	<u>\$ 208,100</u>	<u>258,639</u>		
Expenditures				
General Government	\$ 208,100	258,639	226,685	31,954
Public Safety	-	-	-	-
Culture & Recreation	-	-	-	-
Highways & Streets	-	-	-	-
Health & Welfare	-	-	-	-
Housing	-	-	-	-
Total Expenditures	<u>\$ 208,100</u>	<u>258,639</u>	<u>226,685</u>	<u>31,954</u>
Other Financing Sources (Uses)				
Transfers from other funds	\$ -	-	-	-
Transfers to other funds	-	-	-	-
Total Other Financing Sources (Uses)	<u>\$ -</u>	<u>-</u>	<u>-</u>	<u>-</u>
Net Change in Fund Balance - Budgetary Basis			\$ 13,575	
Reconciliation to change in fund balance - GAAP Basis				
Revenue accruals, net of prior year revenue reversals			-	
Adjustments to expenditures for modified accrual purposes			4,019	
Outstanding encumbrances recorded as budgetary expenditures - not for GAAP purposes			<u>81,082</u>	
Change in fund balance - GAAP basis			<u>\$ 98,676</u>	

STATE OF NEW MEXICO
SANTA FE COUNTY
Non-Major Special Revenue Funds
Schedule of Revenues, Expenditures, and Changes in Fund Balance-Budget to Actual
Correctional GRT
For the Fiscal Year Ended June 30, 2013

	<u>Budgeted Amounts</u>		<u>Non - GAAP Actual</u>	<u>Variance Favorable (Unfavorable) Final to Actual</u>
	<u>Original</u>	<u>Final</u>		
Revenues				
Property Taxes	\$ -	-	-	-
Gross Receipts Taxes	4,275,000	4,275,000	4,527,326	252,326
Other Taxes and Assessments	-	-	-	-
Charges for Services	-	-	-	-
Fines and Forfeitures	-	-	-	-
Grants	-	-	-	-
Other	-	-	-	-
Intergovernmental	-	-	-	-
Total Revenues	<u>4,275,000</u>	<u>4,275,000</u>	<u>4,527,326</u>	<u>252,326</u>
Cash balance carryforward	<u>300,000</u>	<u>300,000</u>		
Total	<u>\$ 4,575,000</u>	<u>4,575,000</u>		
Expenditures				
General Government	\$ -	-	-	-
Public Safety	-	-	-	-
Culture & Recreation	-	-	-	-
Highways & Streets	-	-	-	-
Health & Welfare	-	-	-	-
Housing	-	-	-	-
Total Expenditures	<u>\$ -</u>	<u>-</u>	<u>-</u>	<u>-</u>
Other Financing Sources (Uses)				
Transfers from other funds	\$ -	-	-	-
Transfers to other funds	(4,575,000)	(4,575,000)	(4,575,000)	-
Total Other Financing Sources (Uses)	<u>\$ (4,575,000)</u>	<u>(4,575,000)</u>	<u>(4,575,000)</u>	<u>-</u>
Net Change in Fund Balance - Budgetary Basis			\$ (47,674)	
Reconciliation to change in fund balance - GAAP Basis				
Revenue accruals, net of prior year revenue reversals			32,308	
Adjustments to expenditures for modified accrual purposes			(11,560)	
Outstanding encumbrances recorded as budgetary expenditures - not for GAAP purposes			-	
Change in fund balance - GAAP basis			<u>\$ (26,926)</u>	

STATE OF NEW MEXICO
SANTA FE COUNTY
Non-Major Special Revenue Funds
Schedule of Revenues, Expenditures, and Changes in Fund Balance-Budget to Actual
Indigent Hospital
For the Fiscal Year Ended June 30, 2013

	<u>Budgeted Amounts</u>		<u>Non - GAAP Actual</u>	<u>Variance Favorable (Unfavorable) Final to Actual</u>
	<u>Original</u>	<u>Final</u>		
Revenues				
Property Taxes	\$ -	-	-	-
Gross Receipts Taxes	4,275,000	4,275,000	4,530,980	255,980
Other Taxes and Assessments	-	-	-	-
Charges for Services	-	-	-	-
Fines and Forfeitures	-	-	-	-
Grants	-	-	-	-
Other	-	-	1,619	1,619
Intergovernmental	-	-	-	-
Total Revenues	<u>4,275,000</u>	<u>4,275,000</u>	<u>4,532,599</u>	<u>257,599</u>
Cash balance carryforward	-	784,359		
Total	<u>\$ 4,275,000</u>	<u>5,059,359</u>		
Expenditures				
General Government	\$ -	-	-	-
Public Safety	-	-	-	-
Culture & Recreation	-	-	-	-
Highways & Streets	-	-	-	-
Health & Welfare	2,193,915	2,978,274	2,896,762	81,512
Housing	-	-	-	-
Total Expenditures	<u>\$ 2,193,915</u>	<u>2,978,274</u>	<u>2,896,762</u>	<u>81,512</u>
Other Financing Sources (Uses)				
Transfers from other funds	\$ -	-	-	-
Transfers to other funds	(2,081,085)	(2,081,085)	(2,081,085)	-
Total Other Financing Sources (Uses)	<u>\$ (2,081,085)</u>	<u>(2,081,085)</u>	<u>(2,081,085)</u>	<u>-</u>
Net Change in Fund Balance - Budgetary Basis			\$ (445,248)	
Reconciliation to change in fund balance - GAAP Basis				
Revenue accruals, net of prior year revenue reversals			31,881	
Adjustments to expenditures for modified accrual purposes			(25,066)	
Outstanding encumbrances recorded as budgetary expenditures - not for GAAP purposes			<u>649,073</u>	
Change in fund balance - GAAP basis			<u>\$ 210,640</u>	

STATE OF NEW MEXICO
SANTA FE COUNTY
Non-Major Special Revenue Funds
Schedule of Revenues, Expenditures, and Changes in Fund Balance-Budget to Actual
Indigent Services
For the Fiscal Year Ended June 30, 2013

	<u>Budgeted Amounts</u>		<u>Non - GAAP Actual</u>	<u>Variance Favorable (Unfavorable) Final to Actual</u>
	<u>Original</u>	<u>Final</u>		
Revenues				
Property Taxes	\$ -	-	-	-
Gross Receipts Taxes	-	-	-	-
Other Taxes and Assessments	-	-	-	-
Charges for Services	-	-	-	-
Fines and Forfeitures	-	-	210	210
Grants	-	-	-	-
Other	-	-	495	495
Intergovernmental	-	-	-	-
Total Revenues	<u>-</u>	<u>-</u>	<u>705</u>	<u>705</u>
Cash balance carryforward	-	3,150		
Total	<u>\$ -</u>	<u>3,150</u>		
Expenditures				
General Government	\$ -	-	-	-
Public Safety	-	-	-	-
Culture & Recreation	-	-	-	-
Highways & Streets	-	-	-	-
Health & Welfare	2,081,085	2,085,068	1,723,576	361,492
Housing	-	-	-	-
Total Expenditures	<u>\$ 2,081,085</u>	<u>2,085,068</u>	<u>1,723,576</u>	<u>361,492</u>
Other Financing Sources (Uses)				
Transfers from other funds	\$ 2,081,085	2,081,918	2,081,918	-
Transfers to other funds	-	-	-	-
Total Other Financing Sources (Uses)	<u>\$ 2,081,085</u>	<u>2,081,918</u>	<u>2,081,918</u>	<u>-</u>
Net Change in Fund Balance - Budgetary Basis			\$ 359,047	
Reconciliation to change in fund balance - GAAP Basis				
Revenue accruals, net of prior year revenue reversals			-	
Adjustments to expenditures for modified accrual purposes			(19,149)	
Outstanding encumbrances recorded as budgetary expenditures - not for GAAP purposes			<u>5,988</u>	
Change in fund balance - GAAP basis			<u>\$ 345,886</u>	

STATE OF NEW MEXICO
SANTA FE COUNTY
Non-Major Special Revenue Funds
Schedule of Revenues, Expenditures, and Changes in Fund Balance-Budget to Actual
Federal Forfeiture
For the Fiscal Year Ended June 30, 2013

	<u>Budgeted Amounts</u>		<u>Actual</u>	Variance
	<u>Original</u>	<u>Final</u>		Favorable (Unfavorable) Final to Actual
Revenues				
Property Taxes	\$ -	-	-	-
Gross Receipts Taxes	-	-	-	-
Other Taxes and Assessments	-	-	-	-
Charges for Services	-	-	-	-
Fines and Forfeitures	-	17,323	174,237	156,914
Grants	-	-	-	-
Other	-	-	-	-
Intergovernmental	-	-	-	-
Total Revenues	<u>-</u>	<u>17,323</u>	<u>174,237</u>	<u>156,914</u>
Cash balance carryforward	<u>30,597</u>	<u>37,916</u>		
Total	<u>\$ 30,597</u>	<u>55,239</u>		
Expenditures				
General Government	\$ -	-	-	-
Public Safety	30,597	55,239	34,050	21,189
Culture & Recreation	-	-	-	-
Highways & Streets	-	-	-	-
Health & Welfare	-	-	-	-
Housing	-	-	-	-
Total Expenditures	<u>\$ 30,597</u>	<u>55,239</u>	<u>34,050</u>	<u>21,189</u>
Other Financing Sources (Uses)				
Transfers from other funds	\$ -	-	-	-
Transfers to other funds	-	-	-	-
Total Other Financing Sources (Uses)	<u>\$ -</u>	<u>-</u>	<u>-</u>	<u>-</u>
Net Change in Fund Balance - Budgetary Basis			\$ 140,187	
Reconciliation to change in fund balance - GAAP Basis				
Revenue accruals, net of prior year revenue reversals			-	
Adjustments to expenditures for modified accrual purposes			(283)	
Outstanding encumbrances recorded as budgetary expenditures - not for GAAP purposes			-	
Change in fund balance - GAAP basis			<u>\$ 139,904</u>	

STATE OF NEW MEXICO
SANTA FE COUNTY
Non-Major Special Revenue Funds
Schedule of Revenues, Expenditures, and Changes in Fund Balance-Budget to Actual
Linkages
For the Fiscal Year Ended June 30, 2013

	<u>Budgeted Amounts</u>		<u>Non - GAAP Actual</u>	<u>Variance Favorable (Unfavorable) Final to Actual</u>
	<u>Original</u>	<u>Final</u>		
Revenues				
Property Taxes	\$ -	-	-	-
Gross Receipts Taxes	-	-	-	-
Other Taxes and Assessments	-	-	-	-
Charges for Services	-	-	-	-
Fines and Forfeitures	-	-	-	-
Grants	130,000	130,000	89,592	(40,408)
Other	-	-	-	-
Intergovernmental	-	-	-	-
Total Revenues	<u>130,000</u>	<u>130,000</u>	<u>89,592</u>	<u>(40,408)</u>
Cash balance carryforward	<u>50,000</u>	<u>54,375</u>		
Total	<u>\$ 180,000</u>	<u>184,375</u>		
Expenditures				
General Government	\$ -	-	-	-
Public Safety	-	-	-	-
Culture & Recreation	-	-	-	-
Highways & Streets	-	-	-	-
Health & Welfare	-	-	-	-
Housing	180,000	184,375	104,361	80,014
Total Expenditures	<u>\$ 180,000</u>	<u>184,375</u>	<u>104,361</u>	<u>80,014</u>
Other Financing Sources (Uses)				
Transfers from other funds	\$ -	-	-	-
Transfers to other funds	-	-	-	-
Total Other Financing Sources (Uses)	<u>\$ -</u>	<u>-</u>	<u>-</u>	<u>-</u>
Net Change in Fund Balance - Budgetary Basis			\$ (14,769)	
Reconciliation to change in fund balance - GAAP Basis				
Revenue accruals, net of prior year revenue reversals			(17,120)	
Adjustments to expenditures for modified accrual purposes			-	
Outstanding encumbrances recorded as budgetary expenditures - not for GAAP purposes			-	
Change in fund balance - GAAP basis			<u>\$ (31,889)</u>	

STATE OF NEW MEXICO
SANTA FE COUNTY
Non-Major Special Revenue Funds
Schedule of Revenues, Expenditures, and Changes in Fund Balance-Budget to Actual
Housing Choice Voucher Sec 8
For the Fiscal Year Ended June 30, 2013

	<u>Budgeted Amounts</u>		<u>Non - GAAP Actual</u>	<u>Variance Favorable (Unfavorable) Final to Actual</u>
	<u>Original</u>	<u>Final</u>		
Revenues				
Property Taxes	\$ -	-	-	-
Gross Receipts Taxes	-	-	-	-
Other Taxes and Assessments	-	-	-	-
Charges for Services	320,000	320,000	68,743	(251,257)
Fines and Forfeitures	-	-	-	-
Grants	2,270,000	2,270,000	1,922,580	(347,420)
Other	-	-	1,094	1,094
Intergovernmental	-	-	-	-
Total Revenues	<u>2,590,000</u>	<u>2,590,000</u>	<u>1,992,417</u>	<u>(597,583)</u>
Cash balance carryforward	<u>27,125</u>	<u>32,330</u>		
Total	<u>\$ 2,617,125</u>	<u>2,622,330</u>		
Expenditures				
General Government	\$ -	-	-	-
Public Safety	-	-	-	-
Culture & Recreation	-	-	-	-
Highways & Streets	-	-	-	-
Health & Welfare	-	-	-	-
Housing	2,617,125	2,797,406	2,320,870	476,536
Total Expenditures	<u>\$ 2,617,125</u>	<u>2,797,406</u>	<u>2,320,870</u>	<u>476,536</u>
Other Financing Sources (Uses)				
Transfers from other funds	\$ -	175,076	175,076	-
Transfers to other funds	-	-	-	-
Total Other Financing Sources (Uses)	<u>\$ -</u>	<u>175,076</u>	<u>175,076</u>	<u>-</u>
Net Change in Fund Balance - Budgetary Basis			\$ (153,377)	
Reconciliation to change in fund balance - GAAP Basis				
Revenue accruals, net of prior year revenue reversals			-	
Adjustments to expenditures for modified accrual purposes			(7,941)	
Outstanding encumbrances recorded as budgetary expenditures - not for GAAP purposes			<u>2,742</u>	
Change in fund balance - GAAP basis			<u>\$ (158,576)</u>	

STATE OF NEW MEXICO
SANTA FE COUNTY
Non-Major Special Revenue Funds
Schedule of Revenues, Expenditures, and Changes in Fund Balance-Budget to Actual
EMS Health Care
For the Fiscal Year Ended June 30, 2013

	<u>Budgeted Amounts</u>		<u>Non - GAAP Actual</u>	<u>Variance Favorable (Unfavorable) Final to Actual</u>
	<u>Original</u>	<u>Final</u>		
Revenues				
Property Taxes	\$ -	-	-	-
Gross Receipts Taxes	-	-	-	-
Other Taxes and Assessments	-	-	-	-
Charges for Services	-	-	-	-
Fines and Forfeitures	-	-	-	-
Grants	-	-	-	-
Other	-	-	19,276	19,276
Intergovernmental	-	-	-	-
Total Revenues	<u>-</u>	<u>-</u>	<u>19,276</u>	<u>19,276</u>
Cash balance carryforward	-	216,328		
Total	<u>\$ -</u>	<u>216,328</u>		
Expenditures				
General Government	\$ -	-	-	-
Public Safety	-	-	-	-
Culture & Recreation	-	-	-	-
Highways & Streets	-	-	-	-
Health & Welfare	620,931	838,260	695,611	142,649
Housing	-	-	-	-
Total Expenditures	<u>\$ 620,931</u>	<u>838,260</u>	<u>695,611</u>	<u>142,649</u>
Other Financing Sources (Uses)				
Transfers from other funds	\$ 620,931	621,932	621,932	-
Transfers to other funds	-	-	-	-
Total Other Financing Sources (Uses)	<u>\$ 620,931</u>	<u>621,932</u>	<u>621,932</u>	<u>-</u>
Net Change in Fund Balance - Budgetary Basis			\$ (54,403)	
Reconciliation to change in fund balance - GAAP Basis				
Revenue accruals, net of prior year revenue reversals			(109)	
Adjustments to expenditures for modified accrual purposes			(15,964)	
Outstanding encumbrances recorded as budgetary expenditures - not for GAAP purposes			<u>272,344</u>	
Change in fund balance - GAAP basis			<u>\$ 201,868</u>	

STATE OF NEW MEXICO
SANTA FE COUNTY
Non-Major Special Revenue Funds
Schedule of Revenues, Expenditures, and Changes in Fund Balance-Budget to Actual
EMS Health Hospital
For the Fiscal Year Ended June 30, 2013

	<u>Budgeted Amounts</u>		<u>Non - GAAP Actual</u>	<u>Variance Favorable (Unfavorable) Final to Actual</u>
	<u>Original</u>	<u>Final</u>		
Revenues				
Property Taxes	\$ -	-	-	-
Gross Receipts Taxes	4,275,000	4,275,000	4,530,980	255,980
Other Taxes and Assessments	-	-	-	-
Charges for Services	-	-	-	-
Fines and Forfeitures	-	-	-	-
Grants	-	-	-	-
Other	-	-	-	-
Intergovernmental	-	-	-	-
Total Revenues	<u>4,275,000</u>	<u>4,275,000</u>	<u>4,530,980</u>	<u>255,980</u>
Cash balance carryforward	<u>200,000</u>	<u>978,195</u>		
Total	<u>\$ 4,475,000</u>	<u>5,253,195</u>		
Expenditures				
General Government	\$ -	-	-	-
Public Safety	-	-	-	-
Culture & Recreation	-	-	-	-
Highways & Streets	-	-	-	-
Health & Welfare	-	778,195	778,195	-
Housing	-	-	-	-
Total Expenditures	<u>\$ -</u>	<u>778,195</u>	<u>778,195</u>	<u>-</u>
Other Financing Sources (Uses)				
Transfers from other funds	\$ -	-	-	-
Transfers to other funds	(4,475,000)	(4,475,000)	(4,475,000)	-
Total Other Financing Sources (Uses)	<u>\$ (4,475,000)</u>	<u>(4,475,000)</u>	<u>(4,475,000)</u>	<u>-</u>
Net Change in Fund Balance - Budgetary Basis			\$ (722,215)	
Reconciliation to change in fund balance - GAAP Basis				
Revenue accruals, net of prior year revenue reversals			31,880	
Adjustments to expenditures for modified accrual purposes			(41,256)	
Outstanding encumbrances recorded as budgetary expenditures - not for GAAP purposes			<u>778,195</u>	
Change in fund balance - GAAP basis			<u>\$ 46,604</u>	

STATE OF NEW MEXICO
SANTA FE COUNTY
Non-Major Special Revenue Funds
Schedule of Revenues, Expenditures, and Changes in Fund Balance-Budget to Actual
VASH Vouchers
For the Fiscal Year Ended June 30, 2013

	<u>Budgeted Amounts</u>		<u>Non - GAAP Actual</u>	<u>Variance Favorable (Unfavorable) Final to Actual</u>
	<u>Original</u>	<u>Final</u>		
Revenues				
Property Taxes	\$ -	-	-	-
Gross Receipts Taxes	-	-	-	-
Other Taxes and Assessments	-	-	-	-
Charges for Services	-	-	-	-
Fines and Forfeitures	-	-	-	-
Grants	-	-	-	-
Other	-	-	-	-
Intergovernmental	-	-	-	-
Total Revenues	<u>-</u>	<u>-</u>	<u>-</u>	<u>-</u>
Cash balance carryforward	-	195,632		
Total	<u>\$ -</u>	<u>195,632</u>		
Expenditures				
General Government	\$ -	-	-	-
Public Safety	-	-	-	-
Culture & Recreation	-	-	-	-
Highways & Streets	-	-	-	-
Health & Welfare	-	-	-	-
Housing	-	20,556	-	20,556
Total Expenditures	<u>\$ -</u>	<u>20,556</u>	<u>-</u>	<u>20,556</u>
Other Financing Sources (Uses)				
Transfers from other funds	\$ -	-	-	-
Transfers to other funds	-	(175,076)	(175,076)	-
Total Other Financing Sources (Uses)	<u>\$ -</u>	<u>(175,076)</u>	<u>(175,076)</u>	<u>-</u>
Net Change in Fund Balance - Budgetary Basis			\$ (175,076)	
Reconciliation to change in fund balance - GAAP Basis				
Revenue accruals, net of prior year revenue reversals			-	
Adjustments to expenditures for modified accrual purposes			-	
Outstanding encumbrances recorded as budgetary expenditures - not for GAAP purposes			-	
Change in fund balance - GAAP basis			<u>\$ (175,076)</u>	

STATE OF NEW MEXICO
SANTA FE COUNTY
Non-Major Special Revenue Funds
Schedule of Revenues, Expenditures, and Changes in Fund Balance-Budget to Actual
Alcohol Programs
For the Fiscal Year Ended June 30, 2013

	<u>Budgeted Amounts</u>		<u>Non - GAAP Actual</u>	<u>Variance Favorable (Unfavorable) Final to Actual</u>
	<u>Original</u>	<u>Final</u>		
Revenues				
Property Taxes	\$ -	-	-	-
Gross Receipts Taxes	-	-	-	-
Other Taxes and Assessments	-	-	-	-
Charges for Services	-	-	-	-
Fines and Forfeitures	65,000	65,000	52,510	(12,490)
Grants	1,240,587	1,300,161	1,201,951	(98,210)
Other	-	-	-	-
Intergovernmental	-	-	137,000	137,000
Total Revenues	<u>1,305,587</u>	<u>1,365,161</u>	<u>1,391,461</u>	<u>26,300</u>
Cash balance carryforward	<u>65,000</u>	<u>135,027</u>		
Total	<u>\$ 1,370,587</u>	<u>1,500,188</u>		
Expenditures				
General Government	\$ -	-	-	-
Public Safety	-	-	-	-
Culture & Recreation	-	-	-	-
Highways & Streets	-	-	-	-
Health & Welfare	1,260,587	1,390,188	1,241,780	148,408
Housing	-	-	-	-
Total Expenditures	<u>\$ 1,260,587</u>	<u>1,390,188</u>	<u>1,241,780</u>	<u>148,408</u>
Other Financing Sources (Uses)				
Transfers from other funds	\$ 60,000	60,000	60,000	-
Transfers to other funds	(170,000)	(170,000)	(170,000)	-
Total Other Financing Sources (Uses)	<u>\$ (110,000)</u>	<u>(110,000)</u>	<u>(110,000)</u>	<u>-</u>
Net Change in Fund Balance - Budgetary Basis			\$ 39,681	
Reconciliation to change in fund balance - GAAP Basis				
Revenue accruals, net of prior year revenue reversals			149,599	
Adjustments to expenditures for modified accrual purposes			(149,877)	
Outstanding encumbrances recorded as budgetary expenditures - not for GAAP purposes			<u>28,768</u>	
Change in fund balance - GAAP basis			<u>\$ 68,171</u>	

STATE OF NEW MEXICO
SANTA FE COUNTY
Non-Major Special Revenue Funds
Schedule of Revenues, Expenditures, and Changes in Fund Balance-Budget to Actual
Detox Programs
For the Fiscal Year Ended June 30, 2013

	<u>Budgeted Amounts</u>		<u>Non - GAAP Actual</u>	<u>Variance Favorable (Unfavorable) Final to Actual</u>
	<u>Original</u>	<u>Final</u>		
Revenues				
Property Taxes	\$ -	-	-	-
Gross Receipts Taxes	-	-	-	-
Other Taxes and Assessments	-	-	-	-
Charges for Services	-	-	-	-
Fines and Forfeitures	-	-	1	1
Grants	300,000	300,000	399,999	99,999
Other	-	-	-	-
Intergovernmental	-	-	-	-
Total Revenues	<u>300,000</u>	<u>300,000</u>	<u>400,000</u>	<u>100,000</u>
Cash balance carryforward	-	-		
Total	<u>\$ 300,000</u>	<u>300,000</u>		
Expenditures				
General Government	\$ -	-	-	-
Public Safety	-	-	-	-
Culture & Recreation	-	-	-	-
Highways & Streets	-	-	-	-
Health & Welfare	300,000	300,000	300,000	-
Housing	-	-	-	-
Total Expenditures	<u>\$ 300,000</u>	<u>300,000</u>	<u>300,000</u>	<u>-</u>
Other Financing Sources (Uses)				
Transfers from other funds	\$ -	-	-	-
Transfers to other funds	-	-	-	-
Total Other Financing Sources (Uses)	<u>\$ -</u>	<u>-</u>	<u>-</u>	<u>-</u>
Net Change in Fund Balance - Budgetary Basis			\$ 100,000	
Reconciliation to change in fund balance - GAAP Basis				
Revenue accruals, net of prior year revenue reversals			(404,700)	
Adjustments to expenditures for modified accrual purposes			-	
Outstanding encumbrances recorded as budgetary expenditures - not for GAAP purposes			-	
Change in fund balance - GAAP basis			<u>\$ (304,700)</u>	

STATE OF NEW MEXICO
SANTA FE COUNTY
Non-Major Special Revenue Funds
Schedule of Revenues, Expenditures, and Changes in Fund Balance-Budget to Actual
Fire Operations
For the Fiscal Year Ended June 30, 2013

	<u>Budgeted Amounts</u>		<u>Non - GAAP Actual</u>	<u>Variance Favorable (Unfavorable) Final to Actual</u>
	<u>Original</u>	<u>Final</u>		
Revenues				
Property Taxes	\$ -	-	-	-
Gross Receipts Taxes	7,541,000	7,541,000	8,018,820	477,820
Other Taxes and Assessments	25,027	25,027	38,221	13,194
Charges for Services	550,000	550,000	932,695	382,695
Fines and Forfeitures	-	-	-	-
Grants	867,593	1,534,677	943,297	(591,380)
Other	-	209,100	198,928	(10,172)
Intergovernmental	250,000	250,000	306,021	56,021
Total Revenues	<u>9,233,620</u>	<u>10,109,804</u>	<u>10,437,982</u>	<u>328,178</u>
Cash balance carryforward	<u>1,148,500</u>	<u>1,935,380</u>		
Total	<u>\$ 10,382,120</u>	<u>12,045,184</u>		
Expenditures				
General Government	\$ -	-	-	-
Public Safety	11,847,718	13,536,061	11,361,126	2,174,935
Culture & Recreation	-	-	-	-
Public Works	-	-	-	-
Highways & Streets	-	-	-	-
Capital Improvements	-	-	-	-
Health & Welfare	-	-	-	-
Housing	-	-	-	-
Total Expenditures	<u>\$ 11,847,718</u>	<u>13,536,061</u>	<u>11,361,126</u>	<u>2,174,935</u>
Other Financing Sources (Uses)				
Transfers from other funds	\$ 4,891,258	4,916,537	4,007,864	(908,673)
Transfers to other funds	(3,425,660)	(3,425,660)	(2,942,248)	(483,412)
Total Other Financing Sources (Uses)	<u>\$ 1,465,598</u>	<u>1,490,877</u>	<u>1,065,616</u>	<u>(1,392,085)</u>
Net Change in Fund Balance - Budgetary Basis			\$ 142,472	
Reconciliation to change in fund balance - GAAP Basis				
Revenue accruals, net of prior year revenue reversals			23,274	
Adjustments to expenditures for modified accrual purposes			(134,121)	
Outstanding encumbrances recorded as budgetary expenditures - not for GAAP purposes			<u>743,069</u>	
Change in fund balance - GAAP basis			<u>\$ 774,694</u>	

STATE OF NEW MEXICO
SANTA FE COUNTY
Non-Major Special Revenue Funds
Schedule of Revenues, Expenditures, and Changes in Fund Balance-Budget to Actual
Emergency Communication Operations
For the Fiscal Year Ended June 30, 2013

	<u>Budgeted Amounts</u>		<u>Non - GAAP Actual</u>	<u>Variance Favorable (Unfavorable) Final to Actual</u>
	<u>Original</u>	<u>Final</u>		<u>Final to Actual</u>
Revenues				
Property Taxes	\$ -	-	-	-
Gross Receipts Taxes	-	-	-	-
Other Taxes and Assessments	-	-	-	-
Charges for Services	1,800	1,800	2,225	425
Fines and Forfeitures	-	-	-	-
Grants	36,000	36,000	17,060	(18,940)
Other	-	-	-	-
Intergovernmental	75,000	75,000	300,206	225,206
Total Revenues	<u>112,800</u>	<u>112,800</u>	<u>319,491</u>	<u>206,691</u>
Cash balance carryforward	<u>28,500</u>	<u>62,634</u>		
Total	<u>\$ 141,300</u>	<u>175,434</u>		
Expenditures				
General Government	\$ -	-	-	-
Public Safety	-	-	-	-
Culture & Recreation	-	-	-	-
Highways & Streets	-	-	-	-
Health & Welfare	3,566,960	3,607,799	2,948,955	658,844
Housing	-	-	-	-
Total Expenditures	<u>\$ 3,566,960</u>	<u>3,607,799</u>	<u>2,948,955</u>	<u>658,844</u>
Other Financing Sources (Uses)				
Transfers from other funds	\$ 3,425,660	3,432,365	2,948,953	(483,412)
Transfers to other funds	-	-	-	-
Total Other Financing Sources (Uses)	<u>\$ 3,425,660</u>	<u>3,432,365</u>	<u>2,948,953</u>	<u>(483,412)</u>
Net Change in Fund Balance - Budgetary Basis			\$ 319,489	
Reconciliation to change in fund balance - GAAP Basis				
Revenue accruals, net of prior year revenue reversals			(3,106)	
Adjustments to expenditures for modified accrual purposes			45,147	
Outstanding encumbrances recorded as budgetary expenditures - not for GAAP purposes			<u>58,610</u>	
Change in fund balance - GAAP basis			<u>\$ 420,140</u>	

STATE OF NEW MEXICO
SANTA FE COUNTY
Non-Major Special Revenue Funds
Schedule of Revenues, Expenditures, and Changes in Fund Balance-Budget to Actual
Law Enforcement Operations
For the Fiscal Year Ended June 30, 2013

	<u>Budgeted Amounts</u>		<u>Non - GAAP Actual</u>	<u>Variance Favorable (Unfavorable) Final to Actual</u>
	<u>Original</u>	<u>Final</u>		
Revenues				
Property Taxes	\$ -	-	-	-
Gross Receipts Taxes	-	-	-	-
Other Taxes and Assessments	-	-	-	-
Charges for Services	15,129	15,129	33,511	18,382
Fines and Forfeitures	-	22,600	24,260	1,660
Grants	382,077	585,041	663,564	78,523
Other	12,000	61,611	47,749	(13,862)
Intergovernmental	18,125	24,125	19,572	(4,553)
Total Revenues	<u>427,331</u>	<u>708,506</u>	<u>788,656</u>	<u>80,150</u>
Cash balance carryforward	<u>2,770</u>	<u>554,627</u>		
Total	<u>\$ 430,101</u>	<u>1,263,133</u>		
Expenditures				
General Government	\$ -	-	-	-
Public Safety	11,275,647	12,421,995	11,315,232	1,106,763
Culture & Recreation	-	-	-	-
Highways & Streets	-	-	-	-
Health & Welfare	-	-	-	-
Housing	-	-	-	-
Total Expenditures	<u>\$ 11,275,647</u>	<u>12,421,995</u>	<u>11,315,232</u>	<u>1,106,763</u>
Other Financing Sources (Uses)				
Transfers from other funds	\$ 10,845,546	11,158,862	11,158,862	-
Transfers to other funds	-	-	-	-
Total Other Financing Sources (Uses)	<u>\$ 10,845,546</u>	<u>11,158,862</u>	<u>11,158,862</u>	<u>-</u>
Net Change in Fund Balance - Budgetary Basis			\$ 632,286	
Reconciliation to change in fund balance - GAAP Basis				
Revenue accruals, net of prior year revenue reversals			96,321	
Adjustments to expenditures for modified accrual purposes			(46,319)	
Outstanding encumbrances recorded as budgetary expenditures - not for GAAP purposes			<u>238,039</u>	
Change in fund balance - GAAP basis			<u>\$ 920,327</u>	

STATE OF NEW MEXICO
SANTA FE COUNTY
Non-Major Special Revenue Funds
Schedule of Revenues, Expenditures, and Changes in Fund Balance-Budget to Actual
Housing Capital Improvement
For the Fiscal Year Ended June 30, 2013

	<u>Budgeted Amounts</u>		<u>Non - GAAP Actual</u>	<u>Variance Favorable (Unfavorable) Final to Actual</u>
	<u>Original</u>	<u>Final</u>		
Revenues				
Property Taxes	\$ -	-	-	-
Gross Receipts Taxes	-	-	-	-
Other Taxes and Assessments	-	-	-	-
Charges for Services	-	-	-	-
Fines and Forfeitures	-	-	-	-
Grants	529,533	529,533	308,488	(221,045)
Other	-	-	-	-
Intergovernmental	-	-	-	-
Total Revenues	<u>529,533</u>	<u>529,533</u>	<u>308,488</u>	<u>(221,045)</u>
Cash balance carryforward	-	46,509		
Total	<u>\$ 529,533</u>	<u>576,042</u>		
Expenditures				
General Government	\$ -	-	-	-
Public Safety	-	-	-	-
Culture & Recreation	-	-	-	-
Highways & Streets	-	-	-	-
Health & Welfare	-	-	-	-
Housing	529,533	576,042	356,388	219,654
Total Expenditures	<u>\$ 529,533</u>	<u>576,042</u>	<u>356,388</u>	<u>219,654</u>
Other Financing Sources (Uses)				
Transfers from other funds	\$ -	-	-	-
Transfers to other funds	-	-	-	-
Total Other Financing Sources (Uses)	<u>\$ -</u>	<u>-</u>	<u>-</u>	<u>-</u>
Net Change in Fund Balance - Budgetary Basis			\$ (47,900)	
Reconciliation to change in fund balance - GAAP Basis				
Revenue accruals, net of prior year revenue reversals			27,512	
Adjustments to expenditures for modified accrual purposes			3,299	
Outstanding encumbrances recorded as budgetary expenditures - not for GAAP purposes			<u>18,163</u>	
Change in fund balance - GAAP basis			<u>\$ 1,074</u>	

NON-MAJOR DEBT SERVICE FUNDS

The following non-major debt service funds are maintained by the County.

GOB Debt Service – To establish and account for the pledged property taxes and payment of principal and interest related to the County’s General Obligation Bonds.

Equipment Loan Debt Service – To establish a budget and account for the pledged revenues and payments of principal, interest, and other costs related to the borrowings through the NMFA. This fund was formerly called NMFA Debt Service.

Jail Revenue Bond Debt Service – To account for pledged property taxes and the payment of principal and interest related to the County’s Jail Facility Bonds.

GRT Revenue Bond Debt Service – To account for funds and the interest earned on those funds that have been set aside from the County’s Sheriff Facility Bond, Capital Outlay GRT Bond Series 2008 (Judicial), Series 2009 (Water Rights), and Series 2010A & 2010B (BDD) proceeds as a reserve fund. These funds will be used to repay principal and interest relating to the bonds if inadequate pledged gross receipts taxes are collected.

Rancho Viejo Improvement District – To establish and account for pledged revenue and payments of principal, interest and other debt service costs for the Rancho Viejo Bonds.

WTB Loan/Grant Debt Service – To establish and account for loan revenue and payments of principal, interest and other debt service costs for the Water Trust Board Loan.

**STATE OF NEW MEXICO
SANTA FE COUNTY
Combining Balance Sheet
Nonmajor Debt Service Funds
June 30, 2013**

	<u>GOB Debt Service</u>	<u>Equipment Loan Debt Service</u>	<u>Jail Revenue Bond Debt Service</u>	<u>GRT Revenue Bond Debt Service</u>
ASSETS				
Cash and investments	\$ 9,592,893	124,930	5,670	111,243
Cash and investments - restricted	-	-	2,249,600	425,905
Receivables (net of allowance for uncollectible)	-	-	-	-
Accounts receivable	-	-	-	-
Taxes receivable	1,242,440	-	-	-
Interest receivable	-	-	-	12,282
Grantor agencies receivable	-	-	-	-
Mortgages receivable	-	-	-	-
Down Payment Assistance receivable	-	-	-	-
Prepays & other	-	-	-	-
Due from other funds	219,792	-	-	-
Notes Receivable	-	-	-	-
Total Assets	<u>\$ 11,055,125</u>	<u>124,930</u>	<u>2,255,270</u>	<u>549,430</u>
LIABILITIES				
Accounts payable	\$ -	-	-	-
Accrued wages and benefits	-	-	-	-
Deposits held for others	-	-	-	-
Deferred revenue	1,064,232	-	-	-
Loan payable	-	-	-	-
Other current liabilities	-	-	-	-
Due to other funds	-	-	-	-
Total Liabilities	<u>1,064,232</u>	<u>-</u>	<u>-</u>	<u>-</u>
FUND BALANCE				
Nonspendable	-	-	-	-
Restricted	9,990,893	124,930	2,255,270	549,430
Committed	-	-	-	-
Assigned	-	-	-	-
Unassigned	-	-	-	-
Total Fund Balance	<u>9,990,893</u>	<u>124,930</u>	<u>2,255,270</u>	<u>549,430</u>
Total Liabilities and Fund Balance	<u>\$ 11,055,125</u>	<u>124,930</u>	<u>2,255,270</u>	<u>549,430</u>

Rancho Viejo Improvement District	WTB Loan/Grant Debt Service	Total Nonmajor Debt Service Funds
-	95,568	9,930,304
-	-	2,675,505
-	-	-
-	-	-
56	-	1,242,496
-	-	12,282
-	-	-
-	-	-
-	-	-
-	-	219,792
-	-	-
<u>56</u>	<u>95,568</u>	<u>14,080,379</u>
-	39,594	39,594
-	-	-
-	-	-
56	-	1,064,288
-	-	-
-	-	-
-	-	-
<u>56</u>	<u>39,594</u>	<u>1,103,882</u>
-	-	-
-	55,974	12,976,497
-	-	-
-	-	-
-	-	-
<u>-</u>	<u>55,974</u>	<u>12,976,497</u>
<u>56</u>	<u>95,568</u>	<u>14,080,379</u>

STATE OF NEW MEXICO
SANTA FE COUNTY
Combining Statement of Revenues, Expenditures, and Changes in Fund Balance
Nonmajor Debt Service Funds
For the Fiscal Year Ended June 30, 2013

	GOB Debt Service	Equipment Loan Debt Service	Jail Revenue Bond Debt Service	GRT Revenue Bond Debt Service
REVENUES				
Property taxes	\$ 11,068,955	-	-	-
Gross receipts taxes	-	-	-	-
Other taxes & assessments	-	-	-	-
Licenses, permits. & fees	-	-	-	-
Charges for services	-	-	-	-
Fines & forfeitures	-	-	-	-
Interest earnings	-	-	-	26,960
Federal rants	-	-	-	-
State grants	-	-	-	-
Other	-	-	-	-
Intergovernmental	-	-	-	-
Total Revenues	11,068,955	-	-	26,960
EXPENDITURES				
Debt service-principal	8,095,000	-	995,000	2,025,000
Debt service-interest	4,559,038	-	1,254,600	3,188,775
Commitments & other fees	175,490	2,283	3,264	-
Total Expenditures	12,829,528	2,283	2,252,864	5,213,775
Excess of Revenues Over (Under) Expenditures	(1,760,573)	(2,283)	(2,252,864)	(5,186,815)
OTHER FINANCING SOURCES (USES)				
Loan proceeds	-	-	-	-
Debt service-principle	-	-	-	-
Debt service-interest	-	-	-	-
Transfers from other funds	-	-	2,252,864	5,213,774
Transfers to other funds	-	-	-	-
Net Other Financing Sources (Uses)	-	-	2,252,864	5,213,774
Net change in fund balance	(1,760,573)	(2,283)	-	26,959
<i>Fund Balance, beginning of period</i>	11,751,466	127,213	2,255,270	522,471
Fund Balance, end of period	\$ 9,990,893	124,930	2,255,270	549,430

Rancho Viejo Improvement District	WTB Loan/Grant Debt Service	Total Nonmajor Debt Service Funds
-	-	11,068,955
-	-	-
-	-	-
-	-	-
-	-	-
-	-	26,960
-	-	-
-	-	-
-	-	-
-	-	-
-	-	11,095,915
775,000	38,535	11,928,535
-	1,059	9,003,472
122,982	-	304,019
897,982	39,594	21,236,026
(897,982)	(39,594)	(10,140,111)
-	-	-
-	-	-
-	-	-
-	95,568	7,562,206
-	-	-
-	95,568	7,562,206
(897,982)	55,974	(2,577,905)
897,982	-	15,554,402
-	55,974	12,976,497

STATE OF NEW MEXICO
SANTA FE COUNTY
Non - Major Debt Service Funds
Schedule of Revenues, Expenditures, and Changes in Fund Balance-Budget to Actual
GOB Debt Service
For the Fiscal Year Ended June 30, 2013

	<u>Budgeted Amounts</u>		<u>Non - GAAP Actual</u>	<u>Variance</u>
	<u>Original</u>	<u>Final</u>		<u>Favorable (Unfavorable) Final to Actual</u>
Revenues				
Property Taxes	\$ 12,654,038	12,654,038	11,334,191	(1,319,847)
Gross Receipts Taxes	-	-	-	-
Interest & Other	-	-	-	-
Total Revenues	<u>12,654,038</u>	<u>12,654,038</u>	<u>11,334,191</u>	<u>(1,319,847)</u>
Cash balance carryforward	-	-		
Total	<u>\$ 12,654,038</u>	<u>12,654,038</u>		
Expenditures				
Debt service -				
Administrative/Issuance Costs	\$ -	-	-	-
Debt Service - Principal	8,095,000	8,095,000	8,095,000	-
Debt Service - Interest	4,559,038	4,559,038	4,559,038	-
Total Expenditures	<u>\$ 12,654,038</u>	<u>12,654,038</u>	<u>12,654,038</u>	<u>-</u>
Other Financing Sources (Uses)				
Issuance of refunding bonds	\$ -	-	-	-
Principal	-	-	-	-
Transfers from other funds	-	-	-	-
Transfers to other funds	-	-	-	-
Total Other Financing Sources (Uses)	<u>\$ -</u>	<u>-</u>	<u>-</u>	<u>-</u>
Net Change in Fund Balance - Budgetary Basis			\$ (1,319,847)	
Reconciliation to change in fund balance - GAAP Basis				
Revenue accruals, net of prior year revenue reversals			(265,236)	
Adjustments to expenditures for modified accrual purposes			(175,490)	
Outstanding encumbrances recorded as budgetary expenditures - not for GAAP purposes			-	
Reversal of prior year accruals			-	
Change in fund balance - GAAP basis			<u>\$ (1,760,573)</u>	

STATE OF NEW MEXICO
SANTA FE COUNTY
Non - Major Debt Service Funds
Schedule of Revenues, Expenditures, and Changes in Fund Balance-Budget to Actual
Jail Revenue Bond Debt Service
For the Fiscal Year Ended June 30, 2013

	<u>Budgeted Amounts</u>		<u>Actual</u>	<u>Variance Favorable (Unfavorable) Final to Actual</u>
	<u>Original</u>	<u>Final</u>		
Revenues				
Property Taxes	\$ -	-	-	-
Gross Receipts Taxes	-	-	-	-
Interest & Other	-	-	-	-
Total Revenues	-	-	-	-
Cash balance carryforward	-	-		
Total	<u>\$ -</u>	<u>-</u>		
Expenditures				
Administrative/Issuance Costs	\$ 3,265	3,265	3,265	-
Debt Service - Principal	995,000	995,000	995,000	-
Debt Service - Interest	1,254,600	1,254,600	1,254,600	-
Total Expenditures	<u>\$ 2,252,865</u>	<u>2,252,865</u>	<u>2,252,865</u>	<u>-</u>
Other Financing Sources (Uses)				
Issuance of refunding bonds	\$ -	-	-	-
Transfers from other funds	2,252,865	2,252,865	2,252,865	-
Transfers to other funds	-	-	-	-
Total Other Financing Sources (Uses)	<u>\$ 2,252,865</u>	<u>2,252,865</u>	<u>2,252,865</u>	<u>-</u>
Net Change in Fund Balance - Budgetary Basis			\$ -	
Reconciliation to change in fund balance - GAAP Basis				
Revenue accruals, net of prior year revenue reversals			-	
Adjustments to expenditures for modified accrual purposes			-	
Outstanding encumbrances recorded as budgetary expenditures - not for GAAP purposes			-	
Reversal of prior year accruals			-	
			<u>-</u>	
Change in fund balance - GAAP basis			<u>\$ -</u>	

STATE OF NEW MEXICO
SANTA FE COUNTY
Non - Major Debt Service Funds
Schedule of Revenues, Expenditures, and Changes in Fund Balance-Budget to Actual
GRT Revenue Bond Debt Service
For the Fiscal Year Ended June 30, 2013

	Budgeted Amounts		Actual	Variance
	Original	Final		Favorable (Unfavorable) Final to Actual
Revenues				
Property Taxes	\$ -	-	-	-
Gross Receipts Taxes	-	-	-	-
Interest & Other	-	-	26,960	26,960
Total Revenues	-	-	26,960	26,960
Cash balance carryforward	-	-		
Total	\$ -	-		
Expenditures				
Administrative/Issuance Costs	\$ -	-	-	-
Debt Service - Principal	2,025,000	2,025,000	2,025,000	-
Debt Service - Interest	3,188,775	3,188,775	3,188,775	-
Total Expenditures	\$ 5,213,775	5,213,775	5,213,775	-
Other Financing Sources (Uses)				
Issuance of refunding bonds	\$ -	-	-	-
Transfers from other funds	5,213,774	5,213,774	5,213,774	-
Transfers to other funds	-	-	-	-
Total Other Financing Sources (Uses)	\$ 5,213,774	5,213,774	5,213,774	-
Net Change in Fund Balance - Budgetary Basis			\$ 26,959	
Reconciliation to change in fund balance - GAAP Basis				
Revenue accruals, net of prior year revenue reversals			-	
Adjustments to expenditures for modified accrual purposes			-	
Outstanding encumbrances recorded as budgetary expenditures - not for GAAP purposes			-	
Reversal of prior year accruals			-	
			26,959	
Change in fund balance - GAAP basis			\$ 26,959	

STATE OF NEW MEXICO
SANTA FE COUNTY
Non - Major Debt Service Funds
Schedule of Revenues, Expenditures, and Changes in Fund Balance-Budget to Actual
WTB Loan/Grant Debt Service
For the Fiscal Year Ended June 30, 2013

	Budgeted Amounts		Actual	Variance
	Original	Final		Favorable (Unfavorable) Final to Actual
Revenues				
Property Taxes	\$ -	-	-	-
Gross Receipts Taxes	-	-	-	-
Interest & Other	-	-	-	-
Total Revenues	-	-	-	-
Cash balance carryforward	-	-		
Total	\$ -	-		
Expenditures				
Administrative/Issuance Costs	\$ 1,233	1,233	-	1,233
Debt Service - Principal	94,335	94,335	-	94,335
Debt Service - Interest	-	-	-	-
Total Expenditures	\$ 95,568	95,568	-	95,568
Other Financing Sources (Uses)				
Issuance of refunding bonds	\$ -	-	-	-
Transfers from other funds	95,568	95,568	95,568	-
Transfers to other funds	-	-	-	-
Total Other Financing Sources (Uses)	\$ 95,568	95,568	95,568	-
Net Change in Fund Balance - Budgetary Basis			\$ 95,568	
Reconciliation to change in fund balance - GAAP Basis				
Revenue accruals, net of prior year revenue reversals			-	
Adjustments to expenditures for modified accrual purposes			(39,594)	
Outstanding encumbrances recorded as budgetary expenditures - not for GAAP purposes			-	
Reversal of prior year accruals			-	
			55,974	
			\$ 55,974	

NON-MAJOR CAPITAL PROJECTS FUNDS

The following non-major capital projects funds are maintained by the County.

Community Development Block Grants (CDBG) – To establish and account for CDBG Grants funded by the U.S. Department of Housing and Urban Development (HUD) passed through and administered by the State of New Mexico Department of Finance and Administration and other projects funded by outside donations.

Capital Projects-Federal – To account for the ARRA funds received for environmental remediation and prevention issues at the site of the District Courthouse construction project.

Road Projects – To account for the revenue and expense for road projects conducted by the County. Only those road projects with present agreements for funding are included in the fiscal year budget. Established by the County to account for funding from the New Mexico Department of Transportation and other sources for road improvements. The fund was created by the Board of County Commissioners.

Special Appropriations & Other Projects – To account for revenue and expense for state granted facility construction projects. The fund contains only those projects which have signed grant agreements. As other project agreements are made during the fiscal year they will be added to the budget.

General Obligation Bond (GOB) Series 2005 - Roads/Water – To account for the issuance of a Public Works bond in the amount of \$20.0 million to be used for various public works projects including certain road projects within the scope of the bond. This capital project fund contains the proceeds of this bond, and the debt on this bond is paid with property taxes through the General Obligation Bond Debt Service Fund.

General Obligation Bond (GOB) Series 2007A - Judicial – To account for the issuance of a bond in the amount of \$25.0 million to be used for the District Courthouse project. This capital project fund contains the proceeds of this bond. The debt on this bond is paid with property taxes through the General Obligation Bond Debt Service Fund.

General Obligation Bond (GOB) Series 2007B - Roads/Water – To establish and account for the issuance of a bond in the amount of \$20.0 million to be used for water and road infrastructure. This capital project fund contains the proceeds of this bond. The debt on this bond is paid with property taxes through the General Obligation Bond Debt Service Fund.

General Obligation Bond (GOB) Series 2008 - BDD – To account for a \$32.5 million bond issued for the purpose of acquisition of real property for, and construction, design, equipping, rehabilitation and improvement of water improvements within the County.

General Obligation Bond (GOB) Series 2009 - R,W,OS,SW,F – To account for a \$17 million bond issue for the purpose of improving open spaces; trails and parks, County roads; fire safety facilities, water projects and solid waste transfer stations. The debt on this bond is paid with property taxes through the General Obligation Bond Debt Service Fund.

NON-MAJOR CAPITAL PROJECTS FUNDS (Cont'd)

Capital Outlay GRT Series 2009 - Water Rights– To account for the issuance of a bond in the amount of \$12,090,000 for the purpose of purchasing water rights for use in connection with County water projects and paying all costs pertaining to the issuance of the bonds.

Capital Outlay GRT Bond Series 2010A - BDD – To account for the issuance of a bond in the amount of \$21,215,000 to be used for construction of the Buckman Direct Diversion Project.

Capital GRT Bond Series 2010B - BDD – To account for the issuance of a bond in the amount of \$10,195,000 for the purpose of defraying a portion of the cost of constructing the Buckman Direct Diversion Project and paying all costs pertaining to the issuance of the bonds.

Equipment Loan Proceeds – To account for low-interest loans from the NMFA to purchase capital equipment. Payments on equipment loans are made through the Equipment Loan Debt Service Fund (403).

General Obligation Bond (GOB) Series 2013 - R,W,OS,SW – To account for a \$19 million bond issue for the purpose of improving open spaces; trails and parks, County roads, water projects and solid waste transfer stations. The debt on this bond is paid with property taxes through the General Obligation Bond Debt Service Fund.

General Obligation (GO) Bond Series 2001 - Roads/Fire – To account for an \$8.5 million bond issue of which \$4.5 million is for the purpose of buying land, construction, remodeling, and making additions to County buildings used for public safety purposes and for fire equipment and facilities. \$4.0 million of the bond is for buying land and constructing buildings for public works (road maintenance, solid waste). The debt on this bond is paid through property taxes through the General Obligation Bond Debt Service Fund.

Facility Bond 1997 - Public Safety – To establish and account for revenue from the \$6.0 million Gross Receipts Tax subordinate 1997-A bond, designated for the construction of the new Sheriff and Fire Facility. This facility is essentially complete and the current fiscal year budget expends the remainder of bond proceeds from construction and building fixtures. Debt is retired on this bond in the GRT Debt Service Fund.

Fire Tax Revenue Bond Proceeds– To establish and account for revenue from the \$2.2 million Fire Protection Bond, designated for construction of fire facilities and the purchase of firefighting equipment. Debt retirement of this bond is through payments from the 1/4 cent Fire Excise Tax on Gross Receipts in the Fire Tax Debt Service Fund.

General Obligation (GO) Bonds Series 2001 - Open Space– To account for the proceeds from the 1999 Open Space Bonds and 2001 Open Space Bonds. Retirement of the debt is financed through property taxes. The debt on this bond is paid through property taxes through the General Obligation Bond Debt Service Fund.

STATE OF NEW MEXICO
SANTA FE COUNTY
Combining Balance Sheet
Nonmajor Capital Project Funds
June 30, 2013

	Community Development Block Grants	Capital Projects- Federal	Road Projects	Special Appropriations & Other Projects
ASSETS				
Cash and investments	\$ 295	-	474,585	84,507
Cash and investments - restricted	-	-	-	-
Receivables (net of allowance for uncollectible)	-	-	-	-
Accounts receivable	-	-	-	-
Taxes receivable	-	-	-	-
Interest receivable	-	-	-	-
Grantor agencies receivable	9,016	-	228,748	55,182
Mortgages receivable	-	-	-	-
Down Payment Assistance receivable	-	-	-	-
Prepays & other	-	-	-	-
Due from other funds	-	-	-	-
Notes Receivable	-	-	-	-
<i>Total Assets</i>	<u>\$ 9,311</u>	<u>-</u>	<u>703,333</u>	<u>139,689</u>
LIABILITIES				
Accounts payable	\$ -	-	118,226	1,380
Accrued wages and benefits	-	-	-	-
Deposits held for others	-	-	-	-
Deferred revenue	4,471	-	50,772	872
Other current liabilities	-	-	-	-
Due to other funds	-	-	-	-
<i>Total Liabilities</i>	<u>4,471</u>	<u>-</u>	<u>168,998</u>	<u>2,252</u>
FUND BALANCE				
Nonspendable	-	-	-	-
Restricted	4,840	-	534,335	137,437
Committed	-	-	-	-
Assigned	-	-	-	-
Unassigned	-	-	-	-
<i>Total Fund Balance</i>	<u>4,840</u>	<u>-</u>	<u>534,335</u>	<u>137,437</u>
<i>Total Liabilities and Fund Balance</i>	<u>\$ 9,311</u>	<u>-</u>	<u>703,333</u>	<u>139,689</u>

GOB Series 2005 Roads/Water	GOB Series 2007A-Judicial	GOB Series 2007B-Roads/Water	GOB Series 2008-BDD	GOB Series 2009- R,W,OS,SW,F
798,581	360,012	296,641	1,775	2,455,836
-	-	-	-	-
-	-	-	-	-
-	-	-	-	-
-	-	-	-	-
-	-	-	-	-
-	-	-	-	-
-	-	-	-	-
-	-	-	-	-
-	-	-	-	-
798,581	360,012	296,641	1,775	2,455,836
95,544	23,137	-	-	3,939
-	-	-	-	-
-	-	-	-	-
-	-	-	-	-
-	-	-	-	-
-	295,788	24,939	-	63,749
95,544	318,925	24,939	-	67,688
-	-	-	-	-
703,037	41,087	271,702	1,775	2,388,148
-	-	-	-	-
-	-	-	-	-
-	-	-	-	-
703,037	41,087	271,702	1,775	2,388,148
798,581	360,012	296,641	1,775	2,455,836

STATE OF NEW MEXICO
SANTA FE COUNTY
Combining Balance Sheet
Nonmajor Capital Project Funds
June 30, 2013
(Concluded)

	Capital Outlay GRT Series 2009- Water Rights	Capital Outlay GRT 2010A-BDD	Capital Outlay GRT 2010B-BDD	Equipment Loan Proceeds	GOB Series 2013	GOB Series 2001- Roads/Fire
ASSETS						
Cash and investments	\$ 58,962	-	1,362,679	-	19,938,164	112,656
Cash and investments - restricted	-	-	-	-	-	-
Receivables (net of allowance for uncollectible)	-	-	-	-	-	-
Accounts receivable	-	-	-	-	-	-
Taxes receivable	-	-	-	-	-	-
Interest receivable	-	-	-	-	-	-
Grantor agencies receivable	-	-	-	-	-	-
Mortgages receivable	-	-	-	-	-	-
Down Payment Assistance receivable	-	-	-	-	-	-
Prepays & other	-	-	-	-	-	-
Due from other funds	-	-	-	-	-	-
Notes Receivable	-	-	-	-	-	-
<i>Total Assets</i>	<u>\$ 58,962</u>	<u>-</u>	<u>1,362,679</u>	<u>-</u>	<u>19,938,164</u>	<u>112,656</u>
LIABILITIES						
Accounts payable	\$ -	-	-	-	110,914	-
Accrued wages and benefits	-	-	-	-	-	-
Deposits held for others	-	-	-	-	-	-
Deferred revenue	-	-	-	-	-	-
Other current liabilities	-	-	-	-	-	-
Due to other funds	-	-	1,341,703	-	-	99,000
<i>Total Liabilities</i>	<u>-</u>	<u>-</u>	<u>1,341,703</u>	<u>-</u>	<u>110,914</u>	<u>99,000</u>
FUND BALANCE						
Nonspendable	-	-	-	-	-	-
Restricted	58,962	-	20,976	-	19,827,250	13,656
Committed	-	-	-	-	-	-
Assigned	-	-	-	-	-	-
Unassigned	-	-	-	-	-	-
<i>Total Fund Balance</i>	<u>58,962</u>	<u>-</u>	<u>20,976</u>	<u>-</u>	<u>19,827,250</u>	<u>13,656</u>
<i>Total Liabilities and Fund Balance</i>	<u>\$ 58,962</u>	<u>-</u>	<u>1,362,679</u>	<u>-</u>	<u>19,938,164</u>	<u>112,656</u>

Facility Bond 1997- Public Safety	Fire Tax Reveue Bond Proceeds	GOB Series 2001- Open Space	Total Nonmajor Capital Project Funds
238,451	46,817	10,378	26,240,339
-	-	-	-
-	-	-	-
-	-	-	-
-	-	-	-
-	-	-	292,946
-	-	-	-
-	-	-	-
-	-	-	-
-	-	-	-
238,451	46,817	10,378	26,533,285
-	-	-	353,140
-	-	-	-
-	-	-	-
-	-	-	56,115
-	-	-	-
182,613	46,817	-	2,054,609
182,613	46,817	-	2,463,864
-	-	-	-
55,838	-	10,378	24,069,421
-	-	-	-
-	-	-	-
55,838	-	10,378	24,069,421
238,451	46,817	10,378	26,533,285

STATE OF NEW MEXICO
SANTA FE COUNTY
Combining Statement of Revenues, Expenditures, and Changes in Fund Balance
Nonmajor Capital Project Funds
For the Fiscal Year Ended June 30, 2013

	Community Development Block Grants	Capital Projects- Federal	Road Projects	Special Appropriations & Other Projects
REVENUES				
Property taxes	\$ -	-	-	-
Gross receipts taxes	-	-	-	-
Other taxes & assessments	-	-	-	-
Licenses, permits, & fees	-	-	-	-
Charges for services	-	-	-	-
Fines & forfeitures	-	-	-	-
Interest earnings	-	-	-	-
Federal grants	-	-	43,750	-
State grants	-	-	292,211	116,383
Other	-	-	150	-
Intergovernmental	-	-	-	-
Total Revenues	<u>-</u>	<u>-</u>	<u>336,111</u>	<u>116,383</u>
EXPENDITURES				
General government	-	-	-	-
Public safety	-	-	-	-
Culture & recreation	-	-	-	-
Public works	-	-	-	-
Highways & streets	-	-	515,589	-
Health & welfare	-	-	-	-
Housing	-	-	-	-
Capital improvements	-	-	-	133,713
Total Expenditures	<u>-</u>	<u>-</u>	<u>515,589</u>	<u>133,713</u>
Excess of Revenues Over (Under) Expenditures	<u>-</u>	<u>-</u>	<u>(179,478)</u>	<u>(17,330)</u>
OTHER FINANCING SOURCES (USES)				
Bond proceeds				
Transfers from other funds	-	-	-	-
Transfers to other funds	-	-	-	-
Net Other Financing Sources (Uses)	<u>-</u>	<u>-</u>	<u>-</u>	<u>-</u>
Net change in fund balance	<u>-</u>	<u>-</u>	<u>(179,478)</u>	<u>(17,330)</u>
<i>Fund Balance, beginning of period</i>	4,840	-	713,813	154,767
<i>Restatement (Note 19)</i>	-	-	-	-
<i>Fund Balance, beginning of period, restated</i>	<u>4,840</u>	<u>-</u>	<u>713,813</u>	<u>154,767</u>
Fund Balance, end of period	<u>\$ 4,840</u>	<u>-</u>	<u>534,335</u>	<u>137,437</u>

GOB Series 2005 Roads/Water	GOB Series 2007A- Judicial	GOB Series 2007B- Roads/Water	GOB Series 2008- BDD	GOB Series 2009- R,W,OS,SW,F
-	-	-	-	-
-	-	-	-	-
-	-	-	-	-
-	-	-	-	-
-	-	-	-	-
-	4,899	35	-	19,093
-	-	-	-	-
-	-	-	-	-
71	-	-	-	-
-	-	-	-	-
<u>71</u>	<u>4,899</u>	<u>35</u>	<u>-</u>	<u>19,093</u>
-	-	-	-	-
-	-	-	-	-
-	-	-	-	-
-	-	-	-	3,516
131,967	-	35,027	-	1,315,931
-	-	-	-	-
-	-	-	-	-
198,132	464,427	-	-	634,076
<u>330,099</u>	<u>464,427</u>	<u>35,027</u>	<u>-</u>	<u>1,953,523</u>
<u>(330,028)</u>	<u>(459,528)</u>	<u>(34,992)</u>	<u>-</u>	<u>(1,934,430)</u>
-	-	-	-	-
-	-	-	-	-
<u>(330,028)</u>	<u>(459,528)</u>	<u>(34,992)</u>	<u>-</u>	<u>(1,934,430)</u>
1,033,065	524,558	306,694	1,775	4,322,578
-	(23,943)	-	-	-
<u>1,033,065</u>	<u>500,615</u>	<u>306,694</u>	<u>1,775</u>	<u>4,322,578</u>
<u>703,037</u>	<u>41,087</u>	<u>271,702</u>	<u>1,775</u>	<u>2,388,148</u>

STATE OF NEW MEXICO
SANTA FE COUNTY
Combining Statement of Revenues, Expenditures, and Changes in Fund Balance
Nonmajor Capital Project Funds
For the Fiscal Year Ended June 30, 2013

	Capital Outlay GRT Series 2009- Water Rights	Capital Outlay GRT 2010A-BDD	Capital Outlay GRT 2010B-BDD	Equipment Loan Proceeds	GOB Series -2013	GOB Series 2001- Roads/Fire
REVENUES						
Property taxes	\$ -	-	-	-	-	-
Gross receipts taxes	-	-	-	-	-	-
Other taxes & assessments	-	-	-	-	-	-
Licenses, permits, & fees	-	-	-	-	-	-
Charges for services	-	-	-	-	-	-
Fines & forfeitures	-	-	-	-	-	-
Interest earnings	6	-	924	-	972	11
Federal grants	-	-	-	-	-	-
State grants	-	-	-	-	-	-
Other	-	-	-	-	-	-
Intergovernmental	-	-	-	-	-	-
Total Revenues	<u>6</u>	<u>-</u>	<u>924</u>	<u>-</u>	<u>972</u>	<u>11</u>
EXPENDITURES						
General government	-	-	-	40,811	110,914	-
Public safety	-	-	-	-	-	-
Culture & recreation	-	-	-	-	-	-
Public works	-	-	-	-	-	-
Highways & streets	-	-	-	-	-	-
Health & welfare	-	-	-	-	-	-
Housing	-	-	-	-	-	-
Capital improvements	-	43,926	1,343,162	-	-	102,305
Total Expenditures	<u>-</u>	<u>43,926</u>	<u>1,343,162</u>	<u>40,811</u>	<u>110,914</u>	<u>102,305</u>
Excess of Revenues Over (Under) Expenditures	<u>6</u>	<u>(43,926)</u>	<u>(1,342,238)</u>	<u>(40,811)</u>	<u>(109,942)</u>	<u>(102,294)</u>
OTHER FINANCING SOURCES (USES)						
Bond proceeds	-	-	-	-	19,937,192	-
Transfers from other funds	-	-	-	-	-	-
Transfers to other funds	-	-	-	-	-	-
Net Other Financing Sources (Uses)	<u>-</u>	<u>-</u>	<u>-</u>	<u>-</u>	<u>19,937,192</u>	<u>-</u>
Net change in fund balance	<u>6</u>	<u>(43,926)</u>	<u>(1,342,238)</u>	<u>(40,811)</u>	<u>19,827,250</u>	<u>(102,294)</u>
<i>Fund Balance, beginning of period</i>	58,956	43,926	1,363,214	40,811	-	115,950
<i>Restatement (Note 19)</i>	-	-	-	-	-	-
<i>Fund Balance, beginning of period, restated</i>	<u>58,956</u>	<u>43,926</u>	<u>1,363,214</u>	<u>40,811</u>	<u>-</u>	<u>115,950</u>
Fund Balance, end of period	<u>\$ 58,962</u>	<u>-</u>	<u>20,976</u>	<u>-</u>	<u>19,827,250</u>	<u>13,656</u>

Facility Bond 1997- Public Safety	Fire Tax Reveue Bond Proceeds	GOB Series 2001- Open Space	Total Nonmajor Capital Project Funds
-	-	-	-
-	-	-	-
-	-	-	-
-	-	-	-
-	-	-	-
49	8	-	25,997
-	-	-	43,750
-	-	-	408,594
-	-	-	221
-	-	-	-
<u>49</u>	<u>8</u>	<u>-</u>	<u>478,562</u>
-	-	-	151,725
-	-	-	-
-	-	-	-
-	-	-	3,516
-	-	-	1,998,514
-	-	-	-
-	-	-	-
500,574	86,784	-	3,507,099
<u>500,574</u>	<u>86,784</u>	<u>-</u>	<u>5,660,854</u>
<u>(500,525)</u>	<u>(86,776)</u>	<u>-</u>	<u>(5,182,292)</u>
-	-	-	19,937,192
-	-	-	-
-	-	-	-
-	-	-	19,937,192
(500,525)	(86,776)	-	14,754,900
556,363	86,776	10,378	9,338,464
-	-	-	(23,943)
<u>556,363</u>	<u>86,776</u>	<u>10,378</u>	<u>9,314,521</u>
<u>55,838</u>	<u>-</u>	<u>10,378</u>	<u>24,069,421</u>

STATE OF NEW MEXICO
SANTA FE COUNTY
Non-Major Capital Projects Funds
Schedule of Revenues, Expenditures, and Changes in Fund Balance-Budget to Actual
Capital Projects - Federal
For the Fiscal Year Ended June 30, 2013

	Budgeted Amounts		Non - GAAP Actual	Variance Favorable (Unfavorable) Final to Actual
	Original	Final		
Revenues				
Grants	\$ 375,750	375,750	50,222	(325,528)
Gross Receipts Taxes	-	-	-	-
Other	-	-	-	-
Total Revenues	<u>375,750</u>	<u>375,750</u>	<u>50,222</u>	<u>(325,528)</u>
Cash balance carryforward				
Total	<u>\$ 375,750</u>	<u>375,750</u>		
Expenditures				
General Government	\$ -	-	-	-
Public Works	-	-	-	-
Highways & Streets	-	-	-	-
Capital Improvements	375,750	375,750	-	375,750
Debt service -				
Bond issuance & other administrative costs	-	-	-	-
Total Expenditures	<u>\$ 375,750</u>	<u>375,750</u>	<u>-</u>	<u>375,750</u>
Other Financing Sources (Uses)				
Issuance of general obligation bonds	\$ -	-	-	-
Premium on sale of bonds	-	-	-	-
Transfers from other funds	-	-	-	-
Transfers to other funds	-	-	-	-
Total Other Financing Sources (Uses)	<u>\$ -</u>	<u>-</u>	<u>-</u>	<u>-</u>
Net Change in Fund Balance - Budgetary Basis			\$ 50,222	
Reconciliation to change in fund balance - GAAP Basis				
Revenue accruals, net of prior year revenue reversals			(50,222)	
Adjustments to expenditures for modified accrual purposes			-	
Outstanding encumbrances recorded as budgetary expenditures - not for GAAP purposes			-	
Change in fund balance - GAAP basis			<u>\$ -</u>	

STATE OF NEW MEXICO
SANTA FE COUNTY
Non-Major Capital Projects Funds
Schedule of Revenues, Expenditures, and Changes in Fund Balance-Budget to Actual
Road Projects
For the Fiscal Year Ended June 30, 2013

	Budgeted Amounts		Non - GAAP	Variance
	Original	Final	Actual	Favorable (Unfavorable) Final to Actual
Revenues				
Grants	\$ 634,151	1,040,801	362,958	(677,843)
Gross Receipts Taxes	-	-	-	-
Other	-	100,000	150	(99,850)
Intergovernmental	-	-	-	-
Total Revenues	634,151	1,140,801	363,108	(777,693)
Cash balance carryforward	-	339,902		
Total	\$ 634,151	1,480,703		
 Expenditures				
General Government	\$ -	-	-	-
Public Works	-	-	-	-
Highways & Streets	634,151	1,214,053	1,042,771	171,282
Capital Improvements	-	266,650	266,650	-
Debt service -				
Bond issuance & other administrative costs	-	-	-	-
Total Expenditures	\$ 634,151	1,480,703	1,309,421	171,282
 Other Financing Sources (Uses)				
Issuance of general obligation bonds	\$ -	-	-	-
Premium on sale of bonds	-	-	-	-
Transfers from other funds	-	-	-	-
Transfers to other funds	-	-	-	-
Total Other Financing Sources (Uses)	\$ -	-	-	-
 Net Change in Fund Balance - Budgetary Basis			\$ (946,313)	
Reconciliation to change in fund balance - GAAP Basis				
Revenue accruals, net of prior year revenue reversals			(26,997)	
Adjustments to expenditures for modified accrual purposes			25,940	
Outstanding encumbrances recorded as budgetary expenditures - not for GAAP purposes			767,892	
Change in fund balance - GAAP basis			\$ (179,478)	

STATE OF NEW MEXICO
SANTA FE COUNTY
Non-Major Capital Projects Funds
Schedule of Revenues, Expenditures, and Changes in Fund Balance-Budget to Actual
Special Appropriations & Other Projects
For the Fiscal Year Ended June 30, 2013

	<u>Budgeted Amounts</u>		<u>Non - GAAP Actual</u>	Variance
	<u>Original</u>	<u>Final</u>		Favorable (Unfavorable) Final to Actual
Revenues				
Grants	\$ 236,895	746,470	499,122	(247,348)
Gross Receipts Taxes	-	-	-	-
Charges for Services	-	-	-	-
Other	-	-	-	-
Intergovernmental	-	-	-	-
Total Revenues	<u>236,895</u>	<u>746,470</u>	<u>499,122</u>	<u>(247,348)</u>
Cash balance carryforward	<u>-</u>	<u>55,063</u>		
Total	<u><u>\$ 236,895</u></u>	<u><u>801,533</u></u>		
Expenditures				
General Government	\$ -	-	-	-
Public Works	-	-	-	-
Highways & Streets	-	-	-	-
Capital Improvements	236,895	801,533	321,720	479,813
Debt service -				
Bond issuance & other administrative costs	-	-	-	-
Total Expenditures	<u>\$ 236,895</u>	<u>801,533</u>	<u>321,720</u>	<u>479,813</u>
Other Financing Sources (Uses)				
Issuance of general obligation bonds	\$ -	-	-	-
Premium on sale of bonds	-	-	-	-
Transfers from other funds	-	-	-	-
Transfers to other funds	-	-	-	-
Total Other Financing Sources (Uses)	<u>\$ -</u>	<u>-</u>	<u>-</u>	<u>-</u>
Net Change in Fund Balance - Budgetary Basis			\$ 177,402	
Reconciliation to change in fund balance - GAAP Basis				
Revenue accruals, net of prior year revenue reversals			(382,739)	
Adjustments to expenditures for modified accrual purposes			-	
Outstanding encumbrances recorded as budgetary expenditures - not for GAAP purposes			<u>188,007</u>	
Change in fund balance - GAAP basis			<u><u>\$ (17,330)</u></u>	

STATE OF NEW MEXICO
SANTA FE COUNTY
Non-Major Capital Projects Funds
Schedule of Revenues, Expenditures, and Changes in Fund Balance-Budget to Actual
GOB Series 2005 - Roads/Water
For the Fiscal Year Ended June 30, 2013

	Budgeted Amounts		Non - GAAP	Variance
	Original	Final	Actual	Favorable (Unfavorable) Final to Actual
Revenues				
Grants	\$ -	-	-	-
Gross Receipts Taxes	-	-	-	-
Other	-	-	72	72
Intergovernmental	-	-	-	-
Total Revenues	-	-	72	72
Cash balance carryforward	809,844	941,811		
Total	\$ 809,844	941,811		
 Expenditures				
General Government	\$ -	-	-	-
Public Works	-	-	-	-
Highways & Streets	-	131,967	131,967	-
Capital Improvements	809,844	809,844	370,427	439,417
Debt service -				
Bond issuance & other administrative costs	-	-	-	-
Total Expenditures	\$ 809,844	941,811	502,394	439,417
 Other Financing Sources (Uses)				
Issuance of general obligation bonds	\$ -	-	-	-
Premium on sale of bonds	-	-	-	-
Transfers from other funds	-	-	-	-
Transfers to other funds	-	-	-	-
Total Other Financing Sources (Uses)	\$ -	-	-	-
Net Change in Fund Balance - Budgetary Basis			\$ (502,322)	
Reconciliation to change in fund balance - GAAP Basis				
Revenue accruals, net of prior year revenue reversals			-	
Adjustments to expenditures for modified accrual purposes			(95,545)	
Outstanding encumbrances recorded as budgetary expenditures - not for GAAP purposes			267,839	
Change in fund balance - GAAP basis			\$ (330,028)	

STATE OF NEW MEXICO
SANTA FE COUNTY
Non-Major Capital Projects Funds
Schedule of Revenues, Expenditures, and Changes in Fund Balance-Budget to Actual
GOB Series 2007A - Judicial
For the Fiscal Year Ended June 30, 2013

	<u>Budgeted Amounts</u>		<u>Non - GAAP Actual</u>	<u>Variance Favorable (Unfavorable) Final to Actual</u>
	<u>Original</u>	<u>Final</u>		
Revenues				
Grants	\$ -	-	-	-
Gross Receipts Taxes	-	-	-	-
Other	-	-	4,899	4,899
Intergovernmental	-	-	-	-
Total Revenues	<u>-</u>	<u>-</u>	<u>4,899</u>	<u>4,899</u>
Cash balance carryforward	221,986	632,507		
Total	<u>\$ 221,986</u>	<u>632,507</u>		
Expenditures				
General Government	\$ -	-	-	-
Public Works	-	-	-	-
Highways & Streets	-	-	-	-
Capital Improvements	221,986	632,507	608,564	23,943
Debt service -				
Bond issuance & other administrative costs	-	-	-	-
Total Expenditures	<u>\$ 221,986</u>	<u>632,507</u>	<u>608,564</u>	<u>23,943</u>
Other Financing Sources (Uses)				
Issuance of general obligation bonds	\$ -	-	-	-
Premium on sale of bonds	-	-	-	-
Transfers from other funds	-	-	-	-
Transfers to other funds	-	-	-	-
Total Other Financing Sources (Uses)	<u>\$ -</u>	<u>-</u>	<u>-</u>	<u>-</u>
Net Change in Fund Balance - Budgetary Basis			\$ (603,665)	
Reconciliation to change in fund balance - GAAP Basis				
Revenue accruals, net of prior year revenue reversals			-	
Adjustments to expenditures for modified accrual purposes			84,513	
Outstanding encumbrances recorded as budgetary expenditures - not for GAAP purposes			<u>59,624</u>	
			\$ (459,528)	

STATE OF NEW MEXICO
SANTA FE COUNTY
Non-Major Capital Projects Funds
Schedule of Revenues, Expenditures, and Changes in Fund Balance-Budget to Actual
GOB Series 2007B - Roads/Water
For the Fiscal Year Ended June 30, 2013

	<u>Budgeted Amounts</u>		<u>Non - GAAP Actual</u>	<u>Variance Favorable (Unfavorable) Final to Actual</u>
	<u>Original</u>	<u>Final</u>		
Revenues				
Grants	\$ -	-	-	-
Gross Receipts Taxes	-	-	-	-
Other	-	-	35	35
Intergovernmental	-	-	-	-
Total Revenues	<u>-</u>	<u>-</u>	<u>35</u>	<u>35</u>
Cash balance carryforward	-	51,428		
Total	<u>\$ -</u>	<u>51,428</u>		
Expenditures				
General Government	\$ -	-	-	-
Public Works	-	-	-	-
Highways & Streets	-	51,428	51,427	1
Capital Improvements	-	-	-	-
Debt service -				
Bond issuance & other administrative costs	-	-	-	-
Total Expenditures	<u>\$ -</u>	<u>51,428</u>	<u>51,427</u>	<u>1</u>
Other Financing Sources (Uses)				
Issuance of general obligation bonds	\$ -	-	-	-
Premium on sale of bonds	-	-	-	-
Transfers from other funds	-	-	-	-
Transfers to other funds	-	-	-	-
Total Other Financing Sources (Uses)	<u>\$ -</u>	<u>-</u>	<u>-</u>	<u>-</u>
Net Change in Fund Balance - Budgetary Basis			\$ (51,392)	
Reconciliation to change in fund balance - GAAP Basis				
Revenue accruals, net of prior year revenue reversals				
Adjustments to expenditures for modified accrual purposes			-	
Outstanding encumbrances recorded as budgetary expenditures - not for GAAP purposes			<u>16,400</u>	
Change in fund balance - GAAP basis			<u>\$ (34,992)</u>	

STATE OF NEW MEXICO
SANTA FE COUNTY
Non-Major Capital Projects Funds
Schedule of Revenues, Expenditures, and Changes in Fund Balance-Budget to Actual
GOB Series 2009 - R,W,OS,SW,F
For the Fiscal Year Ended June 30, 2013

	<u>Budgeted Amounts</u>		<u>Non - GAAP Actual</u>	Variance Favorable (Unfavorable) Final to Actual
	<u>Original</u>	<u>Final</u>		<u>Final to Actual</u>
Revenues				
Grants	\$ -	-	-	-
Gross Receipts Taxes	-	-	-	-
Other	-	-	19,094	19,094
Intergovernmental	-	-	-	-
Total Revenues	<u>-</u>	<u>-</u>	<u>19,094</u>	<u>19,094</u>
Cash balance carryforward	<u>2,124,492</u>	<u>4,069,920</u>		
Total	<u>\$ 2,124,492</u>	<u>4,069,920</u>		
Expenditures				
General Government	\$ -	-	-	-
Public Works	-	317,352	3,516	313,836
Highways & Streets	1,330,569	2,630,484	2,276,000	354,484
Capital Improvements	793,923	1,122,084	632,263	489,821
Debt service - Bond issuance & other administrative costs	-	-	-	-
Total Expenditures	<u>\$ 2,124,492</u>	<u>4,069,920</u>	<u>2,911,779</u>	<u>1,158,141</u>
Other Financing Sources (Uses)				
Issuance of general obligation bonds	\$ -	-	-	-
Premium on sale of bonds	-	-	-	-
Transfers from other funds	-	-	-	-
Transfers to other funds	-	-	-	-
Total Other Financing Sources (Uses)	<u>\$ -</u>	<u>-</u>	<u>-</u>	<u>-</u>
Net Change in Fund Balance - Budgetary Basis			\$ (2,892,685)	
Reconciliation to change in fund balance - GAAP Basis				
Revenue accruals, net of prior year revenue reversals			-	
Adjustments to expenditures for modified accrual purposes			(1,813)	
Outstanding encumbrances recorded as budgetary expenditures - not for GAAP purposes			<u>960,068</u>	
Change in fund balance - GAAP basis			<u>\$ (1,934,430)</u>	

STATE OF NEW MEXICO
SANTA FE COUNTY
Non-Major Capital Projects Funds
Schedule of Revenues, Expenditures, and Changes in Fund Balance-Budget to Actual
Capital Outlay GRT Series 2009 - Water Rights
For the Fiscal Year Ended June 30, 2013

	<u>Budgeted Amounts</u>		<u>Non - GAAP Actual</u>	<u>Variance Favorable (Unfavorable) Final to Actual</u>
	<u>Original</u>	<u>Final</u>		
Revenues				
Grants	\$ -	-	-	-
Gross Receipts Taxes	-	-	-	-
Other	-	-	-	-
Total Revenues	<u>-</u>	<u>-</u>	<u>-</u>	<u>-</u>
Cash balance carryforward	-	-		
Total	<u>\$ -</u>	<u>-</u>		
Expenditures				
General Government	\$ -	-	-	-
Public Works	-	-	-	-
Highways & Streets	-	-	-	-
Capital Improvements	-	-	-	-
Debt service -				
Bond issuance & other administrative costs	-	-	-	-
Total Expenditures	<u>\$ -</u>	<u>-</u>	<u>-</u>	<u>-</u>
Other Financing Sources (Uses)				
Issuance of general obligation bonds	\$ -	-	-	-
Premium on sale of bonds	-	-	-	-
Transfers from other funds	-	-	-	-
Transfers to other funds	-	-	-	-
Total Other Financing Sources (Uses)	<u>\$ -</u>	<u>-</u>	<u>-</u>	<u>-</u>
Net Change in Fund Balance - Budgetary Basis			\$ -	
Reconciliation to change in fund balance - GAAP Basis				
Revenue accruals, net of prior year revenue reversals			6	
Adjustments to expenditures for modified accrual purposes			-	
Outstanding encumbrances recorded as budgetary expenditures - not for GAAP purposes			<u>-</u>	
Change in fund balance - GAAP basis			<u>\$ 6</u>	

STATE OF NEW MEXICO
SANTA FE COUNTY
Non-Major Capital Projects Funds
Schedule of Revenues, Expenditures, and Changes in Fund Balance-Budget to Actual
Capital Outlay GRT Series 2010A - BDD
For the Fiscal Year Ended June 30, 2013

	Budgeted Amounts		Non - GAAP Actual	Variance Favorable (Unfavorable) Final to Actual
	Original	Final		
Revenues				
Grants	\$ -	-	-	-
Gross Receipts Taxes	-	-	-	-
Other	-	-	-	-
Intergovernmental	-	-	-	-
Total Revenues	-	-	-	-
Cash balance carryforward	-	47,435		
Total	\$ -	47,435		
Expenditures				
General Government	\$ -	-	-	-
Public Works	-	-	-	-
Highways & Streets	-	-	-	-
Capital Improvements	-	47,435	47,435	-
Debt service -				
Bond issuance & other administrative costs	-	-	-	-
Total Expenditures	\$ -	47,435	47,435	-
Other Financing Sources (Uses)				
Issuance of general obligation bonds	\$ -	-	-	-
Premium on sale of bonds	-	-	-	-
Transfers from other funds	-	-	-	-
Transfers to other funds	-	-	-	-
Total Other Financing Sources (Uses)	\$ -	-	-	-
Net Change in Fund Balance - Budgetary Basis			\$ (47,435)	
Reconciliation to change in fund balance - GAAP Basis				
Revenue accruals, net of prior year revenue reversals			-	
Adjustments to expenditures for modified accrual purposes			3,509	
Outstanding encumbrances recorded as budgetary expenditures - not for GAAP purposes			-	
Change in fund balance - GAAP basis			\$ (43,926)	

STATE OF NEW MEXICO
SANTA FE COUNTY
Non-Major Capital Projects Funds
Schedule of Revenues, Expenditures, and Changes in Fund Balance-Budget to Actual
Capital Outlay GRT Series 2010B - BDD
For the Fiscal Year Ended June 30, 2013

	Budgeted Amounts		Non - GAAP Actual	Variance Favorable (Unfavorable) Final to Actual
	Original	Final		
Revenues				
Grants	\$ -	-	-	-
Gross Receipts Taxes	-	-	-	-
Other	-	-	924	924
Intergovernmental	-	-	-	-
Total Revenues	<u>-</u>	<u>-</u>	<u>924</u>	<u>924</u>
Cash balance carryforward	-	2,685,780		
Total	<u>\$ -</u>	<u>2,685,780</u>		
Expenditures				
General Government	\$ -	-	-	-
Public Works	-	-	-	-
Highways & Streets	-	-	-	-
Capital Improvements	-	2,685,780	1,343,162	1,342,618
Debt service -				
Bond issuance & other administrative costs	-	-	-	-
Total Expenditures	<u>\$ -</u>	<u>2,685,780</u>	<u>1,343,162</u>	<u>1,342,618</u>
Other Financing Sources (Uses)				
Issuance of general obligation bonds	\$ -	-	-	-
Premium on sale of bonds	-	-	-	-
Transfers from other funds	-	-	-	-
Transfers to other funds	-	-	-	-
Total Other Financing Sources (Uses)	<u>\$ -</u>	<u>-</u>	<u>-</u>	<u>-</u>
Net Change in Fund Balance - Budgetary Basis			\$ (1,342,238)	
Reconciliation to change in fund balance - GAAP Basis				
Revenue accruals, net of prior year revenue reversals			-	
Adjustments to expenditures for modified accrual purposes			-	
Outstanding encumbrances recorded as budgetary expenditures - not for GAAP purposes			-	
			<u>\$ (1,342,238)</u>	
			<u>\$ (1,342,238)</u>	

STATE OF NEW MEXICO
SANTA FE COUNTY
Non-Major Capital Projects Funds
Schedule of Revenues, Expenditures, and Changes in Fund Balance-Budget to Actual
Equipment Loan Proceeds
For the Fiscal Year Ended June 30, 2013

	<u>Budgeted Amounts</u>		<u>Non - GAAP Actual</u>	<u>Variance Favorable (Unfavorable) Final to Actual</u>
	<u>Original</u>	<u>Final</u>		
Revenues				
Grants	\$ 665,100	665,100	-	(665,100)
Loan Proceeds	73,900	73,900	-	(73,900)
Gross Receipts Taxes	-	-	-	-
Other	-	-	-	-
Total Revenues	<u>739,000</u>	<u>739,000</u>	<u>-</u>	<u>(739,000)</u>
Cash balance carryforward	-	55,000		
Total	<u>\$ 739,000</u>	<u>794,000</u>		
Expenditures				
General Government	\$ -	55,000	55,000	-
Public Works	-	-	-	-
Highways & Streets	-	-	-	-
Capital Improvements	739,000	739,000	46,000	693,000
Debt service -				
Bond issuance & other administrative costs	-	-	-	-
Total Expenditures	<u>\$ 739,000</u>	<u>794,000</u>	<u>101,000</u>	<u>693,000</u>
Other Financing Sources (Uses)				
Issuance of general obligation bonds	\$ -	-	-	-
Premium on sale of bonds	-	-	-	-
Transfers from other funds	-	-	-	-
Transfers to other funds	-	-	-	-
Total Other Financing Sources (Uses)	<u>\$ -</u>	<u>-</u>	<u>-</u>	<u>-</u>
Net Change in Fund Balance - Budgetary Basis			\$ (101,000)	
Reconciliation to change in fund balance - GAAP Basis				
Revenue accruals, net of prior year revenue reversals			-	
Adjustments to expenditures for modified accrual purposes			15,391	
Outstanding encumbrances recorded as budgetary expenditures - not for GAAP purposes			<u>44,798</u>	
		Change in fund balance - GAAP basis	<u>\$ (40,811)</u>	

STATE OF NEW MEXICO
SANTA FE COUNTY
Non-Major Capital Projects Funds
Schedule of Revenues, Expenditures, and Changes in Fund Balance-Budget to Actual
GOB Series 2001 - Roads/Fire
For the Fiscal Year Ended June 30, 2013

	Budgeted Amounts		Non - GAAP	Variance
	Original	Final	Actual	(Unfavorable)
				Final to Actual
Revenues				
Grants	\$ -	-	-	-
Gross Receipts Taxes	-	-	-	-
Other	-	-	11	11
Intergovernmental	-	-	-	-
Total Revenues	-	-	11	11
Cash balance carryforward	119,000	123,996		
Total	\$ 119,000	123,996		
 Expenditures				
General Government	\$ -	-	-	-
Public Works	-	-	-	-
Highways & Streets	-	-	-	-
Capital Improvements	119,000	123,996	116,225	7,771
Debt service -				
Bond issuance & other administrative costs	-	-	-	-
Total Expenditures	\$ 119,000	123,996	116,225	7,771
 Other Financing Sources (Uses)				
Issuance of general obligation bonds	\$ -	-	-	-
Premium on sale of bonds	-	-	-	-
Transfers from other funds	-	-	-	-
Transfers to other funds	-	-	-	-
Total Other Financing Sources (Uses)	\$ -	-	-	-
Net Change in Fund Balance - Budgetary Basis			\$ (116,214)	
Reconciliation to change in fund balance - GAAP Basis				
Revenue accruals, net of prior year revenue reversals			-	
Adjustments to expenditures for modified accrual purposes			-	
Outstanding encumbrances recorded as budgetary expenditures - not for GAAP purposes			13,920	
Change in fund balance - GAAP basis			\$ (102,294)	

STATE OF NEW MEXICO
SANTA FE COUNTY
Non-Major Capital Projects Funds
Schedule of Revenues, Expenditures, and Changes in Fund Balance-Budget to Actual
Facility Bond 1997 - Public Safety
For the Fiscal Year Ended June 30, 2013

	Budgeted Amounts		Non - GAAP Actual	Variance Favorable (Unfavorable) Final to Actual
	Original	Final		
Revenues				
Grants	\$ -	-	-	-
Gross Receipts Taxes	-	-	-	-
Other	-	-	49	49
Total Revenues	-	-	49	49
Cash balance carryforward	557,573	557,573		
Total	\$ 557,573	557,573		
Expenditures				
General Government	\$ 57,000	57,000	-	57,000
Public Works	-	-	-	-
Highways & Streets	-	-	-	-
Capital Improvements	500,574	500,574	500,574	-
Debt service -				
Bond issuance & other administrative costs	-	-	-	-
Total Expenditures	\$ 557,574	557,574	500,574	57,000
Other Financing Sources (Uses)				
Issuance of general obligation bonds	\$ -	-	-	-
Premium on sale of bonds	-	-	-	-
Transfers from other funds	-	-	-	-
Transfers to other funds	-	-	-	-
Total Other Financing Sources (Uses)	\$ -	-	-	-
Net Change in Fund Balance - Budgetary Basis			\$ (500,525)	
Reconciliation to change in fund balance - GAAP Basis				
Revenue accruals, net of prior year revenue reversals			-	
Adjustments to expenditures for modified accrual purposes			-	
Outstanding encumbrances recorded as budgetary expenditures - not for GAAP purposes			-	
			-	
Change in fund balance - GAAP basis			\$ (500,525)	

STATE OF NEW MEXICO
SANTA FE COUNTY
Non-Major Capital Projects Funds
Schedule of Revenues, Expenditures, and Changes in Fund Balance-Budget to Actual
Fire Tax Revenue Bond Proceeds
For the Fiscal Year Ended June 30, 2013

	<u>Budgeted Amounts</u>		<u>Non - GAAP Actual</u>	<u>Variance Favorable (Unfavorable) Final to Actual</u>
	<u>Original</u>	<u>Final</u>		
Revenues				
Grants	\$ -	-	-	-
Gross Receipts Taxes	-	-	-	-
Other	-	-	8	8
Intergovernmental	-	-	-	-
Total Revenues	<u>-</u>	<u>-</u>	<u>8</u>	<u>8</u>
Cash balance carryforward	86,969	86,969		
Total	<u>\$ 86,969</u>	<u>86,969</u>		
Expenditures				
General Government	\$ -	-	-	-
Public Works	-	-	-	-
Highways & Streets	-	-	-	-
Capital Improvements	86,969	86,969	86,969	-
Debt service - Bond issuance & other administrative costs	-	-	-	-
Total Expenditures	<u>\$ 86,969</u>	<u>86,969</u>	<u>86,969</u>	<u>-</u>
Other Financing Sources (Uses)				
Issuance of general obligation bonds	\$ -	-	-	-
Premium on sale of bonds	-	-	-	-
Transfers from other funds	-	-	-	-
Transfers to other funds	-	-	-	-
Total Other Financing Sources (Uses)	<u>\$ -</u>	<u>-</u>	<u>-</u>	<u>-</u>
Net Change in Fund Balance - Budgetary Basis			\$ (86,961)	
Reconciliation to change in fund balance - GAAP Basis				
Revenue accruals, net of prior year revenue reversals			-	
Adjustments to expenditures for modified accrual purposes			185	
Outstanding encumbrances recorded as budgetary expenditures - not for GAAP purposes			<u>-</u>	
Change in fund balance - GAAP basis			<u>\$ (86,776)</u>	



District Courtroom

AGENCY FUNDS

The following agency funds are maintained by the County.

County Treasurer – To account for collections and payment to the County and other recipient entities of property taxes, interest and penalties billed and collected by the County on their behalf.

Sheriff Forfeiture – To account for assets confiscated during arrests pursuant to Section 30-31-1-1, NMSA, 1978 Compilation. Property is held until disposed of pursuant to court order.

Bail Bond – To account for bond monies held by the County until legal disposition of the appropriate case.

Sheriff Writ – To account for court judgments issued to the Sheriff's department to collect monies or remove property in satisfaction of said judgments.

Adult Inmate Trust – To account for adult inmate monies held by the County until legal disposition of the appropriate case.

Juvenile Inmate Trust – To account for juvenile inmate monies held by the County until legal disposition of the appropriate case.

Region III Narcotic Task Force – To account for grant monies disbursed by Santa Fe County as fiscal agent, held by the multi-jurisdictional Region III Narcotic Task Force to be used for its initiatives.

STATE OF NEW MEXICO
SANTA FE COUNTY
Combining Statement of Fiduciary Assets and Liabilities
Agency Funds
June 30, 2013

	<u>County Treasurer</u>	<u>Sheriff Forfeiture</u>	<u>Bail Bond</u>	<u>Sheriff Writ</u>
ASSETS				
Cash and investments - held in trust	\$ 4,274,394	31,057	278,338	5,315
Property taxes receivable	9,373,840	-	-	-
<i>Total Assets</i>	<u>\$ 13,648,234</u>	<u>31,057</u>	<u>278,338</u>	<u>5,315</u>
LIABILITIES				
Deposits held for others	\$ -	31,057	278,338	5,315
Taxes paid in advance	555,871	-	-	-
Due to other Governments	9,373,840	-	-	-
Undistributed taxes to other Governments	3,718,523	-	-	-
<i>Total Liabilities</i>	<u>\$ 13,648,234</u>	<u>31,057</u>	<u>278,338</u>	<u>5,315</u>

Adult Inmate Trust	Juvenile Inmate Trust	Region III Narcotic Task Force	Total
432,133	7,232	6,161	5,034,630
-	-	-	9,373,840
<u>432,133</u>	<u>7,232</u>	<u>6,161</u>	<u>14,408,470</u>
432,133	7,232	6,161	760,236
-	-	-	555,871
-	-	-	9,373,840
-	-	-	3,718,523
<u>432,133</u>	<u>7,232</u>	<u>6,161</u>	<u>14,408,470</u>

STATE OF NEW MEXICO
SANTA FE COUNTY
Combining Statement of Changes in Fiduciary Assets and Liabilities-Agency Funds
For the Fiscal Year Ended June 30, 2013

	<u>Beginning Balance</u>	<u>Additions</u>	<u>Deletions</u>	<u>Ending Balance</u>
<u>COUNTY TREASURER</u>				
<u>Assets</u>				
Cash and investments	\$ 4,231,001	152,706,235	152,662,842	4,274,394
Property taxes receivable	9,825,672	148,942,017	149,393,849	9,373,840
Total assets	<u>\$ 14,056,673</u>	<u>301,648,252</u>	<u>302,056,691</u>	<u>13,648,234</u>
<u>Liabilities</u>				
Due to other governments	\$ 9,825,672	148,942,017	149,393,849	9,373,840
Taxes paid in advance	723,770	555,871	723,770	555,871
Undistributed taxes to other governments	3,507,231	152,150,364	151,939,072	3,718,523
Total liabilities	<u>\$ 14,056,673</u>	<u>301,648,252</u>	<u>302,056,691</u>	<u>13,648,234</u>
 <u>SHERIFF FORFEITURE</u>				
<u>Assets</u>				
Cash and investments	\$ 30,902	155	-	31,057
Total assets	<u>\$ 30,902</u>	<u>155</u>	<u>-</u>	<u>31,057</u>
<u>Liabilities</u>				
Deposits held for others	\$ 30,902	155	-	31,057
Total liabilities	<u>\$ 30,902</u>	<u>155</u>	<u>-</u>	<u>31,057</u>
 <u>BAIL BOND</u>				
<u>Assets</u>				
Cash and investments	\$ 276,680	1,658	-	278,338
Total assets	<u>\$ 276,680</u>	<u>1,658</u>	<u>-</u>	<u>278,338</u>
<u>Liabilities</u>				
Deposits held for others	\$ 276,680	1,658	-	278,338
Total liabilities	<u>\$ 276,680</u>	<u>1,658</u>	<u>-</u>	<u>278,338</u>
 <u>SHERIFF WRIT</u>				
<u>Assets</u>				
Cash and investments	\$ 5,269	8,764	8,718	5,315
Total assets	<u>\$ 5,269</u>	<u>8,764</u>	<u>8,718</u>	<u>5,315</u>
<u>Liabilities</u>				
Deposits held for others	\$ 5,269	8,764	8,718	5,315
Total liabilities	<u>\$ 5,269</u>	<u>8,764</u>	<u>8,718</u>	<u>5,315</u>

(Continued)

	<u>Beginning Balance</u>	<u>Additions</u>	<u>Deletions</u>	<u>Ending Balance</u>
<u>ADULT INMATE TRUST</u>				
<u>Assets</u>				
Cash and investments	\$ 358,615	887,975	814,457	432,133
Total assets	<u>\$ 358,615</u>	<u>887,975</u>	<u>814,457</u>	<u>432,133</u>
<u>Liabilities</u>				
Deposits held for others	\$ 358,615	887,975	814,457	432,133
Total liabilities	<u>\$ 358,615</u>	<u>887,975</u>	<u>814,457</u>	<u>432,133</u>
<u>JUVENILE INMATE TRUST</u>				
<u>Assets</u>				
Cash and investments	\$ 7,026	3,451	3,245	7,232
Total assets	<u>\$ 7,026</u>	<u>3,451</u>	<u>3,245</u>	<u>7,232</u>
<u>Liabilities</u>				
Deposits held for others	\$ 7,026	3,451	3,245	7,232
Total liabilities	<u>\$ 7,026</u>	<u>3,451</u>	<u>3,245</u>	<u>7,232</u>
<u>REGION III NARCOTIC TASK FORCE</u>				
<u>Assets</u>				
Cash and investments	\$ -	6,161	-	6,161
Total assets	<u>\$ -</u>	<u>6,161</u>	<u>-</u>	<u>6,161</u>
<u>Liabilities</u>				
Deposits held for others	\$ -	6,161	-	6,161
Total liabilities	<u>\$ -</u>	<u>6,161</u>	<u>-</u>	<u>6,161</u>
<u>TOTAL AGENCY FUNDS</u>				
<u>Assets</u>				
Cash and investments	\$ 4,909,493	153,614,399	153,489,262	5,034,630
Property taxes receivable	9,825,672	148,942,017	149,393,849	9,373,840
Total assets	<u>\$ 14,735,165</u>	<u>302,556,416</u>	<u>302,883,111</u>	<u>14,408,470</u>
<u>Liabilities</u>				
Due to other governments	\$ 9,825,672	148,942,017	149,393,849	9,373,840
Deposits held for others	678,492	908,164	826,420	760,236
Taxes paid in advance	723,770	555,871	723,770	555,871
Undistributed taxes to other governments	3,507,231	152,150,364	151,939,072	3,718,523
Total liabilities	<u>\$ 14,735,165</u>	<u>302,556,416</u>	<u>302,883,111</u>	<u>14,408,470</u>



District Courthouse

STATISTICAL SECTION



Courthouse Exterior

STATISTICAL SECTION

The statistical section presents financial statement trends as well as detailed financial and operational information not available elsewhere in the report. The statistical section is intended to enhance the reader's understanding of the information presented in the financial statements, notes to the financial statements and other supplementary information presented in this report. The statistical section is comprised of the five categories of statistical information presented below.

Financial Trends

These schedules contain information on financial trends to help the reader understand how the County's financial position and financial activities have changed over time.

Revenue Capacity

These schedules contain information to help the reader assess the factors affecting the County's ability to generate revenue.

Debt Capacity


These schedules contain information to help the reader evaluate the County's current levels of outstanding debt as well as assess the County's ability to make debt-payments and/or issue additional debt in the future.

Demographic and Economic Information

These schedules present various demographic and economic indicators to help the reader understand the environment in which the County's financial activities take place and to help make comparisons with other Counties.

Operating Information

These schedules contain information about the County's operations and various resources to help the reader draw conclusions as to how the County's financial information relates to the services provided by the County.



District Courthouse

**STATE OF NEW MEXICO
SANTA FE COUNTY
NET POSITION BY COMPONENT
LAST TEN FISCAL YEARS
(Unaudited)**

	2004	2005	2006	2007	2008	2009	2010	2011	2012	2013
Governmental Activities										
Invested in capital assets, net of related debt	\$ (6,206,711)	\$ (5,774,104)	\$ 15,402,611	\$ 24,256,510	\$ 30,223,432	\$ 2,884,066	\$ 87,213,314	\$ 132,366,999	\$ 124,639,859	\$ 24,886,224
Restricted	32,005,804	36,484,671	46,739,368	50,320,041	106,382,250	72,252,546	48,069,112	30,985,985	30,678,614	147,780,759
Unrestricted	40,492,176	45,748,780	55,082,637	74,390,083	41,576,792	105,925,754	20,398,095	10,217,681	50,408,078	42,092,430
Total Governmental Activities Net Position	<u>\$ 66,291,269</u>	<u>\$ 76,459,347</u>	<u>\$ 117,224,616</u>	<u>\$ 148,966,634</u>	<u>\$ 178,182,474</u>	<u>\$ 181,062,366</u>	<u>\$ 155,680,521</u>	<u>\$ 173,570,665</u>	<u>\$ 205,726,551</u>	<u>\$ 214,759,413</u>
Business-Type Activities										
Invested in capital assets, net of related debt	\$ (2,555,851)	\$ (966,454)	\$ 5,880,142	\$ 6,795,016	\$ 24,647,903	\$ 67,869,959	\$ 130,494,479	\$ 141,600,472	\$ 142,676,638	\$ 143,021,433
Restricted	2,449,600	2,049,600	2,387,579	2,387,579	2,249,600	-	-	2,058,886	-	-
Unrestricted	8,470,867	13,032,671	15,026,541	18,952,595	21,088,303	10,701,894	12,475,204	11,576,930	10,301,147	10,119,152
Total Business-Type Activities Net Position	<u>\$ 8,364,616</u>	<u>\$ 14,115,817</u>	<u>\$ 23,294,262</u>	<u>\$ 28,135,190</u>	<u>\$ 47,985,806</u>	<u>\$ 78,571,853</u>	<u>\$ 142,969,683</u>	<u>\$ 155,236,288</u>	<u>\$ 152,977,785</u>	<u>\$ 153,140,585</u>
Primary Government										
Invested in capital assets, net of related debt	\$ (8,762,562)	\$ (6,740,558)	\$ 21,282,753	\$ 31,051,526	\$ 54,871,335	\$ 70,754,025	\$ 217,707,793	\$ 273,967,471	\$ 267,316,497	\$ 167,907,657
Restricted	34,455,404	38,534,271	49,126,947	52,707,620	108,631,850	72,252,546	48,069,112	33,044,871	30,678,614	147,780,759
Unrestricted	48,963,043	58,781,451	70,109,178	93,342,678	62,665,095	116,627,648	32,873,299	21,794,611	60,709,225	52,211,582
Total Primary Government Net Position	<u>\$ 74,655,885</u>	<u>\$ 90,575,164</u>	<u>\$ 140,518,878</u>	<u>\$ 177,101,824</u>	<u>\$ 226,168,280</u>	<u>\$ 259,634,219</u>	<u>\$ 298,650,204</u>	<u>\$ 328,806,953</u>	<u>\$ 358,704,336</u>	<u>\$ 367,899,998</u>

Source:
County Financial Records

**STATE OF NEW MEXICO
SANTA FE COUNTY
CHANGES IN NET POSITION
LAST TEN FISCAL YEARS
(Unaudited)**

	2004	2005	2006	2007	2008	2009	2010	2011	2012	2013
EXPENSES										
Governmental Activities:										
General Government	\$ 16,246,160	\$ 19,232,291	\$ 19,721,746	\$ 23,375,447	\$ 20,460,705	\$ 20,430,292	\$ 25,172,987	\$ 20,507,599	\$ 18,783,921	\$ 24,478,996
Public Safety	10,681,361	11,735,285	12,951,297	15,354,442	19,628,976	46,475,476	40,389,110	45,421,966	45,117,392	45,927,496
Highways & Streets	12,179,321	7,192,633	10,055,141	8,399,402	8,300,186	10,612,531	11,150,349	16,011,549	15,436,550	21,238,177
Health & Welfare	12,195,021	17,906,803	20,227,701	23,325,113	19,346,054	21,718,445	16,840,758	6,755,667	15,331,340	7,997,909
Culture & Recreation	618,323	520,991	502,693	924,166	843,270	967,360	1,433,402	10,950,419	3,128,532	2,322,140
Economic Development	-	289,758	316,602	271,025	2,121,000	591,807	-	-	-	-
Housing	-	-	-	-	-	-	-	3,284,034	2,952,147	3,104,389
Interest on Long-Term Debt	2,642,104	2,511,792	2,211,444	3,248,751	4,031,630	7,546,977	8,135,830	9,457,847	9,315,798	8,826,158
Total Government Activities Expenses	54,562,290	59,389,553	65,986,624	74,898,346	74,731,821	108,342,888	103,122,436	112,389,081	110,065,680	113,895,265
Business-Type Activities:										
Housing Services	1,800,328	1,801,301	1,618,964	1,672,159	1,365,632	1,369,185	1,072,978	1,017,817	1,408,845	1,174,668
Utilities	1,232,803	1,256,254	1,483,430	1,717,595	1,862,088	1,947,173	2,295,463	2,576,235	6,018,733	5,920,643
Jail Operations ¹	12,399,990	16,087,922	20,967,958	20,001,791	22,335,307	-	-	-	-	-
Regional Planning Authority	182,606	41,848	9,359	80,779	105,876	114,275	91,508	8,491	3,722	30,036
Home Sales	-	618,786	838,910	737,445	376,597	54,342	-	-	132,395	256,773
Total Business-Type Expenses	15,615,727	19,806,111	24,918,621	24,209,769	26,045,500	3,484,975	3,459,949	3,602,543	7,563,695	7,382,120
Total Primary Government Expenses	\$ 70,178,017	\$ 79,195,664	\$ 90,905,245	\$ 99,108,115	\$ 100,777,321	\$ 111,827,863	\$ 106,582,385	\$ 115,991,624	\$ 117,629,375	\$ 121,277,385
PROGRAM REVENUES										
Government Activities:										
Charges for Services										
General Government	\$ 6,804,330	\$ 4,898,489	\$ 5,759,387	\$ 1,946,748	\$ 1,681,958	\$ 1,888,880	\$ 2,445,628	\$ 2,041,593	\$ 3,162,962	\$ 3,051,347
Public Safety	-	-	-	2,879,642	2,227,753	12,139,863	5,921,693	4,935,134	5,428,742	8,617,806
Highways and Streets	-	-	-	11,809	7,985	9,316	7,699	13,683	-	-
Health and Welfare	-	3,593,781	4,068,710	8,523,049	7,546,788	5,007,238	2,683,083	395,733	2,490	2,225
Culture & Recreation	-	-	-	-	-	-	-	600	-	-
Economic Development	-	-	-	-	-	7,500	-	-	-	-
Housing	-	-	-	-	-	-	-	37,588	153,603	164,719
Operating Grants and Contributions										
General Government	-	2,101,579	1,755,181	2,085,995	1,198,786	1,988,904	2,395,971	1,663,540	2,486,535	1,878,468
Public Safety	3,934,134	226,073	1,268,518	2,002,967	1,866,063	1,962,919	4,374,199	4,827,758	3,636,807	3,715,425
Highways and Streets	-	41,453	42,406	42,830	42,743	3,268,857	69,549	28,708	3,235,496	847,971
Health and Welfare	4,973,568	3,068,069	3,891,159	4,874,754	5,424,911	5,075,803	3,665,201	2,492,462	1,414,369	1,368,512
Culture & Recreation	-	42,422	123,400	432,683	880	55,814	4,000	9,669,457	1,526,103	-
Economic Development	-	10,000	9,000	-	5,000	5,000	-	-	-	-
Housing	-	-	-	-	-	-	-	2,411,807	2,223,716	1,922,580
Capital Grants and Contributions										
General Government	470,054	308,833	-	3,182,832	4,372,730	2,822,093	1,198,334	3,807,693	1,428,040	-
Public Safety	-	-	-	-	-	-	-	-	-	715,370
Highways and Streets	922,299	1,432,400	2,180,528	1,087,908	894,908	797,657	8,101	268,287	825,981	524,966
Health and Welfare	-	65,548	-	-	-	-	415,624	-	-	819,786
Culture & Recreation	-	-	-	-	-	-	-	-	-	2,432
Housing	-	-	-	-	-	-	-	519,282	251,108	335,998
Total Government Activities Program Revenue	17,104,385	15,788,647	19,098,289	27,071,217	25,270,505	35,029,844	23,189,082	33,113,325	25,775,952	23,967,605
Business-Type Activities:										
Charges for Services										
Housing Services	327,498	331,094	409,788	367,009	393,025	361,094	383,488	264,402	349,916	416,085
Utilities	1,341,187	1,075,283	1,740,658	1,615,716	1,958,612	1,898,884	1,452,315	2,072,078	2,466,334	3,335,366
Jail Operations ¹	5,721,937	9,012,512	10,848,317	12,483,710	12,288,304	-	-	-	-	-
Regional Planning Authority	86,844	11,069	-	38,688	37,231	70,947	43,033	5,000	3,986	14,148
Home Sales	-	679,967	1,296,346	516,045	169,974	-	-	-	4,137	-
Operating Grants and Contributions										
Housing Services	760,554	643,920	725,035	592,183	654,615	632,465	469,327	717,719	438,353	423,198
Utilities	-	-	70,297	-	-	161,220	454,889	-	-	-
Jail Operations ¹	45,365	24,473	15,897	117,201	310,216	-	-	-	-	-
Capital Grants and Contributions										
Housing Services	233,804	48,383	-	-	-	-	-	-	-	-
Utilities	129,415	-	-	502,625	-	2,435,730	-	-	-	-
Regional Planning Authority	-	14,317	-	-	-	-	-	-	-	-
Total Business-Type Activities Program Revenue	8,646,604	11,841,018	15,106,338	16,233,177	15,811,977	5,560,340	2,803,052	3,059,199	3,262,726	4,188,797
Total Primary Government Program Revenues	\$ 25,750,989	\$ 27,629,665	\$ 34,204,627	\$ 43,304,394	\$ 41,082,482	\$ 40,590,184	\$ 25,992,134	\$ 36,172,524	\$ 29,038,678	\$ 28,156,402
Net (Expenses)/Revenue										
Governmental Activities	(37,457,905)	(43,600,906)	(46,888,335)	(47,827,129)	(49,461,316)	(73,313,044)	(79,933,354)	(79,275,756)	(84,289,728)	(89,927,660)
Business-Type Activities	(6,969,123)	(7,965,093)	(9,812,283)	(7,976,592)	(10,233,523)	2,075,365	(656,897)	(543,344)	(4,300,969)	(3,193,323)
Total Primary Governmental Net Expenses	\$ (44,427,028)	\$ (51,565,999)	\$ (56,700,618)	\$ (55,803,721)	\$ (59,694,839)	\$ (71,237,679)	\$ (80,590,251)	\$ (79,819,100)	\$ (88,590,697)	\$ (93,120,983)

**STATE OF NEW MEXICO
SANTA FE COUNTY
CHANGES IN NET POSITION
LAST TEN FISCAL YEARS
(Concluded)
(Unaudited)**

	2004	2005	2006	2007	2008	2009	2010	2011	2012	2013
GENERAL REVENUE AND OTHER CHANGES IN NET POSITION										
Government Activities:										
Taxes:										
Property Taxes	\$ 30,983,137	\$ 32,291,493	\$ 39,207,706	\$ 41,815,900	\$ 46,843,268	\$ 52,590,671	\$ 57,662,387	\$ 59,288,429	\$ 58,870,697	\$ 50,498,986
Gross Receipt Taxes	24,525,628	26,933,587	32,550,085	35,791,058	48,941,331	41,464,519	42,920,336	37,989,774	48,434,191	39,875,559
Other Taxes	2,331,286	1,358,130	2,249,213	2,250,058	2,194,386	2,050,446	2,029,969	6,531,461	5,572,038	6,063,758
Investment Income	1,095,262	1,673,837	3,951,150	6,695,660	8,159,358	5,560,567	4,115,458	2,244,503	1,891,471	2,973,577
Other	589,244	723,852	515,308	1,073,790	246,436	796,363	-	-	-	-
Contribution not Restricted to a Specific Program	-	2,882,460	1,508,735	4,444,260	1,268,029	1,579,734	-	-	-	-
Transfers	(8,554,124)	(13,520,701)	(18,781,331)	(12,501,579)	(29,779,281)	(36,787,138)	(54,111,862)	(21,031,925)	1,652,350	(319,043)
Total Government Activities	<u>50,970,433</u>	<u>52,342,658</u>	<u>61,200,866</u>	<u>79,569,147</u>	<u>77,873,527</u>	<u>67,255,162</u>	<u>52,616,288</u>	<u>85,022,242</u>	<u>116,420,747</u>	<u>99,092,837</u>
Business-Type Activities:										
Investment Income	242,511	178,945	191,709	284,761	286,131	69,993	29,894	23,788	21,377	31,879
Other	53,565	16,648	17,688	31,180	18,727	18,440	-	-	3,673,439	3,005,200
Transfers	8,554,124	13,520,701	18,781,331	12,501,579	29,779,281	36,787,138	54,111,862	21,031,925	(1,652,350)	319,043
Total Business-Type Activities	<u>8,850,200</u>	<u>13,716,294</u>	<u>18,990,728</u>	<u>12,817,520</u>	<u>30,084,139</u>	<u>36,875,571</u>	<u>54,141,756</u>	<u>21,055,713</u>	<u>2,042,466</u>	<u>3,356,122</u>
Total Primary Government	<u>\$ 59,820,633</u>	<u>\$ 66,058,952</u>	<u>\$ 80,191,594</u>	<u>\$ 92,386,667</u>	<u>\$ 107,957,666</u>	<u>\$ 104,130,733</u>	<u>\$ 106,758,044</u>	<u>\$ 106,077,955</u>	<u>\$ 118,463,213</u>	<u>\$ 102,448,959</u>
 Changes in Net Position										
Governmental Activities	13,512,528	8,741,752	14,312,531	31,742,018	28,412,211	(6,057,882)	(27,317,066)	5,746,486	32,131,019	9,165,177
Business-Type Activities	1,881,077	5,751,201	9,178,445	4,840,928	19,850,616	38,950,936	53,484,859	20,512,369	(2,258,503)	162,799
Total Primary Governmental Net Expenses	<u>\$ 15,393,605</u>	<u>\$ 14,492,953</u>	<u>\$ 23,490,976</u>	<u>\$ 36,582,946</u>	<u>\$ 48,262,827</u>	<u>\$ 32,893,054</u>	<u>\$ 26,167,793</u>	<u>\$ 26,258,855</u>	<u>\$ 29,872,516</u>	<u>\$ 9,327,976</u>

Source:
County Financial Records

Notes:
¹ Jail Operations transitioned from a Business-Type Activity in FY 2008 to a Governmental Activity in FY 2009

STATE OF NEW MEXICO
SANTA FE COUNTY
FUND BALANCES OF GOVERNMENTAL FUNDS
LAST TEN FISCAL YEARS
(Unaudited)

	2004	2005	2006	2007	2008	2009	2010	2011 ^(a)	2012	2013
General Fund										
Reserved	\$ 1,533,395	\$ 1,915,499	\$ 2,231,266	\$ 2,564,302	\$ 3,677,892	\$ 3,225,140	\$ 2,850,794	\$ -	\$ -	\$ -
Unreserved	19,443,600	20,016,893	25,349,875	35,993,649	41,472,345	39,468,457	41,355,518	-	-	-
Nonspendable	-	-	-	-	-	-	-	-	-	48,450
Restricted:										
Debt Service	-	-	-	-	-	-	-	1,866,606	1,892,867	1,967,556
Statutory budget reserve	-	-	-	-	-	-	-	14,794,284	25,129,222	28,302,242
Committed:										
Contingency reserve above requirement	-	-	-	-	-	-	-	7,500,000	7,500,000	7,500,000
Loan guarantee - Santa Fe Studios	-	-	-	-	-	-	-	6,500,000	6,500,000	6,300,000
Fixed Asset Replacement	-	-	-	-	-	-	-	-	7,000,000	10,000,000
Disaster Recovery	-	-	-	-	-	-	-	-	-	5,000,000
Facility/Infrastructure	-	-	-	-	-	-	-	-	-	5,000,000
Unassigned	-	-	-	-	-	-	-	27,549,516	23,580,299	5,322,287
Total General Fund	<u>\$ 20,976,995</u>	<u>\$ 21,932,392</u>	<u>\$ 27,581,141</u>	<u>\$ 38,557,951</u>	<u>\$ 45,150,237</u>	<u>\$ 42,693,597</u>	<u>\$ 44,206,312</u>	<u>\$ 58,210,406</u>	<u>\$ 71,602,388</u>	<u>\$ 69,440,535</u>
All Other Governmental Funds:										
Reserved	\$ 8,424,509	\$ 10,209,579	\$ 17,502,057	\$ 26,960,654	\$ 29,417,005	\$ 75,966,770	\$ 49,585,177	\$ -	\$ -	\$ -
Unreserved, Reported In:										
Special Revenue Funds	15,119,601	18,251,633	17,833,766	23,150,533	34,919,466	47,650,133	28,530,071	-	-	-
Contingency	-	-	2,129,729	2,129,729	-	-	-	-	-	-
Capital Project Funds	25,859,778	29,829,873	45,914,444	63,988,066	61,050,512	61,175,396	21,813,323	-	-	-
Debt Service Funds	-	-	-	-	-	-	4,837,427	-	-	-
Undesignated	2,085,580	25,000	25,000	(614,659)	(823,300)	(1,061,149)	64,171,872	-	-	-
Nonspendable	-	-	-	-	-	-	-	25,702	19,833	115,089
Restricted										
Debt Service	-	-	-	-	-	-	-	15,367,074	15,554,402	12,976,497
Capital Projects	-	-	-	-	-	-	-	62,340,031	69,082,502	66,080,878
Statutory budget reserve	-	-	-	-	-	-	-	659,735	-	-
Other Contractual & Statutory Requirements	-	-	-	-	-	-	-	64,728,857	36,336,479	38,453,584
Committed										
Contingency reserve above requirement	-	-	-	-	-	-	-	2,889,350	1,660,520	4,880,641
Emergency Communication Operations	-	-	-	-	-	-	-	546,060	561,601	720,273
Unassigned	-	-	-	-	-	-	-	(2,687,962)	-	-
Total All Other Governmental Funds	<u>\$ 51,489,468</u>	<u>\$ 58,316,085</u>	<u>\$ 83,404,996</u>	<u>\$ 115,614,323</u>	<u>\$ 124,563,683</u>	<u>\$ 183,731,150</u>	<u>\$ 168,937,870</u>	<u>\$ 143,868,847</u>	<u>\$ 123,215,337</u>	<u>\$ 123,226,962</u>

Source:
County Financial Records

Notes:
(a) Santa Fe County has implemented the formatting of GASB 54 starting with Fiscal Year 2011.
We have not restated the previous years balances.

STATE OF NEW MEXICO
SANTA FE COUNTY
CHANGES IN FUND BALANCES, GOVERNMENTAL FUNDS
LAST TEN FISCAL YEARS
(Unaudited)

	2004	2005	2006	2007	2008	2009	2010	2011	2012	2013
REVENUES										
Taxes:										
Property	\$ 30,656,690	\$ 31,842,177	\$ 38,245,048	\$ 42,039,060	\$ 45,625,793	\$ 51,428,462	\$ 56,460,921	\$ 59,817,141	\$ 57,916,764	\$ 57,969,325
Gross Receipts	23,651,210	25,868,952	31,465,766	35,791,058	48,941,331	41,464,519	42,920,336	37,989,774	48,434,191	39,875,559
Other Taxes and Assessments	3,294,729	3,276,316	3,532,301	2,250,058	2,194,386	2,050,446	2,030,905	6,080,728	5,572,038	6,063,758
Grants & Intergovernmental	10,300,055	7,270,757	9,270,192	13,709,969	13,806,021	12,656,310	14,934,481	23,060,363	15,968,273	11,205,612
Investment Income	1,095,262	1,673,837	3,951,150	6,695,660	8,159,358	5,560,567	4,115,458	2,244,503	1,891,471	2,170,084
Charges for Services	6,804,330	8,492,270	9,828,097	13,361,248	11,464,484	19,052,797	7,522,821	6,326,762	7,723,117	10,713,152
Other Revenues	589,244	749,472	515,308	1,073,790	246,436	796,363	253,334	1,575,697	2,173,111	2,048,841
Total Revenues	<u>76,391,519</u>	<u>79,173,781</u>	<u>96,807,862</u>	<u>114,920,843</u>	<u>130,437,809</u>	<u>133,009,464</u>	<u>128,238,256</u>	<u>137,094,968</u>	<u>139,678,965</u>	<u>130,046,331</u>
EXPENDITURES										
General Government	12,896,405	14,761,290	15,773,920	18,633,142	18,870,405	17,683,987	21,622,087	21,100,147	19,755,009	23,035,784
Public Safety	8,341,061	9,224,181	10,298,115	12,078,181	18,682,029	44,431,832	37,150,273	42,322,285	44,075,273	44,908,601
Highways & Streets	10,639,924	5,540,885	7,282,509	6,244,351	7,376,605	9,864,709	10,005,831	14,951,665	25,485,231	35,860,165
Health & Welfare	11,290,112	17,472,342	19,768,659	22,758,268	19,182,217	18,321,745	16,515,782	12,594,831	13,755,032	7,342,469
Culture & Recreation	560,373	458,811	436,995	843,040	819,822	939,209	1,377,620	10,567,112	4,571,600	1,701,100
Economic Development	-	289,758	316,602	271,025	2,121,000	591,807	-	-	-	-
Housing	-	-	-	-	-	-	-	3,284,034	2,952,147	3,104,389
Capital Outlay	6,509,987	8,269,860	16,904,862	14,248,138	46,400,083	58,273,266	77,254,411	37,422,591	16,966,734	12,156,455
Debt Service:										
Principal	3,773,599	3,120,590	3,454,565	7,878,684	7,641,915	10,364,731	8,975,000	12,106,332	11,729,972	11,928,535
Interest	3,883,285	3,757,538	3,568,515	4,262,283	4,726,094	6,625,861	8,983,979	9,438,259	9,239,266	9,003,472
Issuance Costs & Other	18,306	29,275	166,245	94,113	124,103	342,296	734,314	192,831	62,579	304,019
Total Expenditures	<u>57,913,052</u>	<u>62,924,530</u>	<u>77,970,987</u>	<u>87,311,225</u>	<u>125,944,273</u>	<u>167,439,443</u>	<u>182,619,297</u>	<u>163,980,087</u>	<u>148,592,843</u>	<u>149,344,989</u>
Excess (deficiency) of Revenue over Expenditures	<u>18,478,467</u>	<u>16,249,251</u>	<u>18,836,875</u>	<u>27,609,618</u>	<u>4,493,536</u>	<u>(34,429,979)</u>	<u>(54,381,041)</u>	<u>(26,885,119)</u>	<u>(8,913,878)</u>	<u>(19,298,658)</u>
Other Finance Sources (Uses)										
Transfer from other Funds	\$ 5,699,980	\$ 4,253,910	\$ 7,437,995	\$ 4,647,026	\$ 8,387,078	\$ 26,028,217	\$ 47,716,485	\$ 11,502,436	\$ 16,224,562	\$ 52,858,638
Transfer to other Funds	(14,254,104)	(14,516,530)	(18,597,746)	(16,183,445)	(19,900,780)	(27,697,075)	(52,486,395)	(12,933,600)	(14,572,212)	(53,177,674)
Proceeds from Refunding Issue	-	-	8,604,656	-	-	-	2,890,369	23,719	-	-
Payment to Refunded Bonds Escrow Agent	-	-	(8,556,109)	-	-	-	(13,899,584)	-	-	-
Premium on Sales of Bonds	-	-	-	-	-	-	-	227,635	-	-
Loan Proceeds	-	-	-	-	-	-	-	500,000	-	-
Proceeds from Bonds	-	-	20,894,899	25,033,237	20,045,151	79,889,485	57,005,000	16,500,000	-	19,937,192
Total Other Financing Sources (Uses)	<u>(8,554,124)</u>	<u>(10,262,620)</u>	<u>9,783,695</u>	<u>13,496,818</u>	<u>8,531,449</u>	<u>78,220,627</u>	<u>41,225,875</u>	<u>15,820,190</u>	<u>1,652,350</u>	<u>19,618,156</u>
Net change in fund balances	<u>\$ 9,924,343</u>	<u>\$ 5,986,631</u>	<u>\$ 28,620,570</u>	<u>\$ 41,106,436</u>	<u>\$ 13,024,985</u>	<u>\$ 43,790,648</u>	<u>\$ (13,155,166)</u>	<u>\$ (11,064,929)</u>	<u>\$ (7,261,528)</u>	<u>\$ 319,498</u>
Debt service as a percentage of noncapital expenditures ^(a)	14.90%	12.15%	11.50%	16.40%	15.55%	15.56%	11.52%	15.42%	18.14%	18.51%

Notes:
(a) This ratio uses expenditures for capital asset amount found in the Reconciliation of the Statement of Revenues, Expenditures and Changes in Fund Balances

Source:
County Financial Records

**STATE OF NEW MEXICO
SANTA FE COUNTY
GROSS RECEIPT TAX RATES
LAST FIVE FISCAL YEARS (TEN PERIODS)
(Unaudited)**

Governmental Entity	Location Code	Jan - June, 2008	July - Dec, 2008	Jan - June, 2009	July - Dec, 2009	Jan - June, 2010 ⁽³⁾	July - Dec, 2010	Jan - June, 2011	July - Dec, 2011	Jan - June, 2012	July - Dec, 2012	Jan - June, 2013
Edgewood	01-320	7.6250%	7.6250%	7.6250%	7.7500%	7.7500%	7.8750%	7.8750%	7.8750%	7.8750%	7.8750%	7.8750%
Espanola (Santa Fe County)	01-226	7.9375%	8.1875%	8.1875%	8.3125%	8.3125%	8.4375%	8.4375%	8.4375%	8.4375%	8.4375%	8.4375%
Espanola/Santa Clara Grant ^{(1)a}	01-903	7.9375%	8.1875%	8.1875%	8.3125%	8.3125%	8.4375%	8.4375%	8.4375%	8.4375%	8.4375%	8.4375%
Espanola/Santa Clara Grant ^{(2)a}	01-904	7.9375%	8.1875%	8.1875%	8.3125%	8.3125%	8.4375%	8.4375%	8.4375%	8.4375%	8.4375%	8.4375%
Kewa Pueblo ⁽¹⁾ - Formerly Santo Domingo Pueblo	01-973	6.6250%	6.6250%	6.3750%	6.5000%	6.5000%	6.6250%	6.6250%	6.6250%	6.6250%	6.6250%	6.6250%
Kewa Pueblo ⁽²⁾ - Formerly Santo Domingo Pueblo	01-974	6.6250%	6.6250%	6.3750%	6.5000%	6.5000%	6.6250%	6.6250%	6.6250%	6.6250%	6.6250%	6.6250%
Nambe Pueblo ⁽¹⁾	01-951	6.6250%	6.6250%	6.3750%	6.5000%	6.5000%	6.6250%	6.6250%	6.6250%	6.6250%	6.6250%	6.6250%
Nambe Pueblo ⁽²⁾	01-952	6.6250%	6.6250%	6.3750%	6.5000%	6.5000%	6.6250%	6.6250%	6.6250%	6.6250%	6.6250%	6.6250%
Pojoaque Pueblo ⁽¹⁾	01-961	6.6250%	6.6250%	6.3750%	6.5000%	6.5000%	6.6250%	6.6250%	6.6250%	6.6250%	6.6250%	6.6250%
Pojoaque Pueblo ⁽²⁾	01-962	6.6250%	6.6250%	6.3750%	6.5000%	6.5000%	6.6250%	6.6250%	6.6250%	6.6250%	6.6250%	6.6250%
Pueblo de Cochiti ⁽¹⁾	01-971	6.6250%	6.6250%	6.3750%	6.5000%	6.5000%	6.6250%	6.6250%	6.6250%	6.6250%	6.6250%	6.6250%
Pueblo de Cochiti ⁽²⁾	01-972	6.6250%	6.6250%	6.3750%	6.5000%	6.5000%	6.6250%	6.6250%	6.6250%	6.6250%	6.6250%	6.6250%
Santa Clara Pueblo ⁽¹⁾	01-901	6.6250%	6.6250%	6.3750%	6.5000%	6.5000%	6.6250%	6.6250%	6.6250%	6.6250%	6.6250%	6.6250%
Santa Clara Pueblo ⁽²⁾	01-902	6.6250%	6.6250%	6.3750%	6.5000%	6.5000%	6.6250%	6.6250%	6.6250%	6.6250%	6.6250%	6.6250%
Santa Fe (City)	01-123	7.9375%	7.9375%	7.9375%	8.0625%	8.0625%	8.1875%	8.1875%	8.1875%	8.1875%	8.1875%	8.1875%
Santa Fe Indian School/Nineteen Pueblos of NM ⁽¹⁾	01-907	No Tax Rate	No Tax Rate	No Tax Rate	No Tax Rate	No Tax Rate	No Tax Rate	8.1875%	8.1875%	8.1875%	8.1875%	8.1875%
Santa Fe Indian School/Nineteen Pueblos of NM ⁽²⁾	01-908	No Tax Rate	No Tax Rate	No Tax Rate	No Tax Rate	No Tax Rate	No Tax Rate	8.1875%	8.1875%	8.1875%	8.1875%	8.1875%
Pueblo of Tesuque ⁽¹⁾	01-953	No Tax Rate	No Tax Rate	No Tax Rate	No Tax Rate	No Tax Rate	No Tax Rate	No Tax Rate	6.6250%	6.6250%	6.6250%	6.6250%
Pueblo of Tesuque ⁽²⁾	01-954	No Tax Rate	No Tax Rate	No Tax Rate	No Tax Rate	No Tax Rate	No Tax Rate	No Tax Rate	6.6250%	6.6250%	6.6250%	6.6250%
Remainder of County	01-001	6.6250%	6.6250%	6.3750%	6.5000%	6.5000%	6.6250%	6.6250%	6.6250%	6.6250%	6.6250%	6.6250%

Source:
State of New Mexico, Taxation & Revenue Department

- Notes:
- (1) Sales to tribal entities or members
 - (2) Sales to tribal non-members by tribal non-members
 - a Businesses located on Pueblo land within the city limit
 - (3) The State of New Mexico receives the first 5% of the GRT; the remainder is specific to the government entity and the County.
(This rate changed to 5.125% starting July, 2010)

**STATE OF NEW MEXICO
SANTA FE COUNTY
GROSS RECEIPTS TAX COLLECTIONS
LAST TEN FISCAL YEARS
(Unaudited)**

	2004	2005	2006	2007	2008	2009	2010	2011	2012	2013
GENERAL FUND	\$ 4,172,065	\$ 4,328,478	\$ 4,717,621	\$ 4,820,373	\$ 5,250,840	\$ 4,884,472	\$ 4,512,497	\$ 4,383,915	\$ 4,522,525	\$ 4,530,980
INDIGENT	4,172,065	4,328,478	4,717,621	4,820,373	5,250,840	4,884,472	4,512,497	4,383,915	4,522,555	4,530,980
HEALTH CARE/EMS	4,172,065	4,328,478	4,717,621	4,820,373	5,250,942	4,884,472	4,512,497	4,383,915	4,522,525	4,530,980
ENVIRONMENTAL	739,869	769,389	817,949	879,006	977,465	915,639	822,479	677,749	650,840	630,373
INFRASTRUCTURE	735,024	767,168	816,042	875,565	976,949	914,739	822,185	677,567	650,572	630,288
FIRE ⁽¹⁾	1,479,527	1,538,771	1,635,893	1,758,013	1,954,930	1,347,288	63,354	52,738	47,314	42,321
CAPITAL OUTLAY ⁽²⁾	8,180,595	8,562,865	9,150,906	9,602,024	10,479,955	9,751,323	9,015,473	8,761,470	9,040,335	9,060,278
CORRECTIONS ⁽³⁾	-	1,245,324	4,516,493	4,731,246	5,227,015	4,863,969	4,500,931	4,372,212	4,512,508	4,527,326
GENERAL FUND (1/16TH) ⁽⁴⁾	-	-	375,620	2,410,186	2,625,420	2,442,212	2,256,248	2,191,958	2,261,262	2,265,490
EMERGENCY & MEDICAL ⁽⁵⁾	-	-	-	-	7,514,986	8,682,477	7,938,027	7,722,808	7,973,863	8,018,820
REGIONAL TRANSIT DISTRICT ⁽⁶⁾	-	-	-	-	-	-	3,204,905	3,834,023	3,971,276	3,993,667
EQUALIZATION ⁽⁷⁾	-	-	-	-	-	-	273,845	271,917	512,493	636,622
TOTAL GRT COLLECTED	\$ 23,651,210	\$ 25,868,952	\$ 31,465,766	\$ 34,717,158	\$ 45,509,342	\$ 43,571,064	\$ 38,956,187	\$ 41,714,187	\$ 43,188,068	\$ 43,398,123

Source:
County Financial Records

- Notes:
- (1) The Fire GRT Sunsetting in June 2009; taxes collected after this date are due to delinquent payments.
 - (2) The Capital Outlay GRT went into effect starting in January 2003
 - (3) The Correctional GRT went into effect starting in January 2005
 - (4) The General Fund additional 1/16th GRT went into effect starting in January 2006
 - (5) The Emergency & Medical GRT went into effect starting in July 2007
 - (6) The Regional Transit District GRT went into effect starting in July 2009.
 - (7) The Equalization GRT was started by the state in FY 2010 to help smaller counties that do not generate extensive GRT collections.

STATE OF NEW MEXICO
SANTA FE COUNTY
FEDERAL AND STATE FUNDS RECEIVED (INTERGOVERNMENTAL)
LAST TEN FISCAL YEARS
(Unaudited)

RECIPIENT DEPT./DIVISION	2004	2005	2006	2007	2008	2009	2010	2011	2012	2013
FEDERAL										
Payment in Lieu of Taxes	\$ 404,390	\$ 414,771	\$ 426,443	\$ 433,475	\$ 431,194	\$ 424,817	\$ 257,782	\$ 701,166	\$ 670,806	\$ 682,763
Taylor Grazing	786	822	938	950	880	714	737	1,078	1,036	1,411
Health & Human Services	590,638	302,672	319,017	292,958	181,391	-	-	-	-	-
Land Use/Economic Development	-	-	-	-	-	28,329	31,671	217,231	308,135	278,749
Road Projects	40,921	41,453	42,406	42,830	42,743	69,605	69,549	63,814	776,521	107,145
Fire	28,074	38,276	136,769	149,477	150,722	137,283	109,313	229,914	470,529	575,846
Sheriff	606,656	552,156	479,235	506,607	596,453	488,451	1,161,577	646,234	748,384	654,867
Water/Wastewater Projects	-	-	-	-	-	-	-	-	-	-
Corrections	46,965	35,473	26,897	101,001	185,870	119,856	87,790	123,054	118,922	29,902
Housing	2,834,979	3,111,545	3,352,305	2,876,274	3,121,271	2,979,270	3,195,679	4,139,887	2,797,592	2,654,264
Public Works/Projects & Facilities	15,626	133,875	300,000	480,822	51,861	55,100	3,600	78,366	416,572	50,222
Total Federal Funds Received	4,569,034	4,631,044	5,084,009	4,884,395	4,762,385	4,303,425	4,917,697	6,200,744	6,308,496	5,035,169
STATE										
Lodger's Tax Advisory Board	13,500	10,000	9,000	-	-	5,000	4,000	2,850	2,100	-
Health & Human Services	543,244	1,121,182	989,056	684,106	728,419	595,324	1,534,665	855,669	1,203,143	1,388,883
DWI Prevention	784,290	778,405	418,306	821,834	1,051,826	1,134,017	1,129,088	1,122,172	1,125,077	1,187,962
Land Use/Economic Development	27,500	-	24,321	5,891	18,419	3,247	39,156	4,768,890	4,594,667	582,943
Road Projects	417,014	388,355	893,201	1,231,041	400,429	2,177,789	3,000,021	245,447	-	319,208
Solid Waste	2,279	5,000	1,972	-	-	-	-	70,255	60,605	1,902
Fire	1,173,022	1,097,040	1,179,737	1,586,337	2,377,903	2,645,199	2,372,404	2,577,328	2,507,752	2,397,620
Clerk	-	-	-	-	-	-	10,200	-	5,950	-
Sheriff	124,010	127,412	146,056	76,500	189,664	470,186	180,691	552,436	146,683	87,544
Water/Wastewater Projects	-	-	70,297	-	-	52,703	-	-	-	-
Housing	-	-	-	-	26,511	77,973	218,058	110,153	98,694	89,592
Corrections	-	14,317	620,508	174,915	59,692	1,391	-	-	-	-
RECC	-	-	-	-	15,113	4,073	19,762	7,191	17,002	17,060
Public Works/Projects & Facilities	405,520	645,559	543,772	1,935,003	5,507,747	2,359,499	1,906,144	3,093,885	1,633,508	499,122
Total State Funds Received	3,490,379	4,187,270	4,896,228	6,515,627	10,375,724	9,526,403	10,414,191	13,406,276	11,395,182	6,571,835
TOTAL INTERGOVERNMENTAL FUNDS	\$ 8,059,413	\$ 8,818,314	\$ 9,980,237	\$ 11,400,021	\$ 15,138,109	\$ 13,829,827	\$ 15,331,888	\$ 19,607,020	\$ 17,703,678	\$ 11,607,004

Source:
County Financial Records

**STATE OF NEW MEXICO
SANTA FE COUNTY
TAXABLE VALUE OF PROPERTY
LAST TEN TAX YEARS
(Unaudited)**

Tax Year	Land	Improvements	Personal Property	Manufactured Homes	State Assessed Property	Livestock	Exemptions	Total Taxable Value	Estimated Fair Market Value
2003	1,385,161,475	2,518,258,081	71,435,563	43,748,312	85,532,236	1,126,856	(52,019,329)	4,053,243,194	12,315,787,569
2004	1,489,737,116	2,744,373,252	74,865,780	45,069,390	78,818,625	1,492,914	(59,762,372)	4,374,594,705	13,303,071,231
2005	1,654,986,091	3,088,794,100	77,731,177	45,944,803	84,806,674	1,758,318	(66,679,684)	4,887,341,479	14,862,063,489
2006	1,819,334,132	3,437,062,333	83,859,044	45,489,768	90,254,347	1,486,907	(72,471,765)	5,405,014,766	16,432,459,593
2007	2,090,684,817	3,841,567,285	78,645,363	39,010,403	99,486,137	1,541,647	(76,044,905)	6,074,890,747	18,452,806,956
2008	2,159,573,905	4,141,055,798	179,454,878 ^(a)	40,117,353	94,684,911	1,878,466	(77,788,303)	6,538,977,008	19,850,295,933
2009	2,260,016,760	4,363,742,547	71,683,058	41,121,260	90,225,478	1,477,137	(123,648,548)	6,704,617,692	20,484,798,719
2010	2,244,425,979	4,552,624,252	67,451,594	38,167,770	114,007,489	1,334,387	(127,269,418)	6,890,742,053	21,054,034,412
2011	2,242,489,365	4,586,323,106	65,211,083	35,730,283	119,334,897	1,296,820	(133,575,136)	6,916,810,418	21,151,156,662
2012	2,202,382,329	4,615,982,628	62,480,943	33,738,479	119,745,937	1,569,237	(139,404,337)	6,896,495,216	21,107,698,659

Source:
County Assessor's Information

Note:
The Estimated Fair Market Value is three times the Taxable Value

(a) The Assessed Personal Property Value included an overstated valuation due to clerical error.
This error was corrected in December 2008 (within tax year 2008)

STATE OF NEW MEXICO
SANTA FE COUNTY
PRINCIPAL PROPERTY TAX PAYERS
CURRENT TAX YEAR AND TEN YEARS PRIOR
(Unaudited)

<u>Taxpayer</u>	<u>Business</u>	<u>Tax Year 2012</u>			<u>Tax Year 2003</u>		
		<u>Taxable Value</u>	<u>Rank</u>	<u>Percentage of Total Taxable Value</u>	<u>Taxable Value</u>	<u>Rank</u>	<u>Percentage of Total Taxable Value</u>
Public Service Co. of NM	Electric Utility	\$ 47,197,534	1	0.68%			
Singleton Properties	Ranch	14,409,556	2	0.21%			
Eldorado Partnership	Hotel	12,068,516	3	0.17%	6,098,167	2	0.15%
Qwest Corporation	Telephone Utility	10,813,230	4	0.16%			
Corporation de La Fonda	Hotel	9,899,943	5	0.14%	4,238,130	5	0.10%
Burlington Northern & Santa Fe	Railroad	8,800,206	6	0.13%			
Canyon Encantado LLC	Real Estate	8,767,923	7	0.13%			
New Mexico Hotels Ltd Partnership	Hotel	7,483,704	8	0.11%			
New Mexico Gas Company	Gas Utility	7,130,498	9	0.10%			
Ektornet US La Posada, LLC	Hotel	7,000,000	10	0.10%			
LSREF Summer Reo Trust 2009	Shopping Center				6,446,559	1	0.16%
Zorro Ranch Trust	Ranch				6,048,466	3	0.15%
El Castillo Retire Residences	Retirement Community				5,623,947	4	0.14%
Truzaf Ltd. Partnership	Retail				4,139,469	6	0.10%
Travis, Randy & Elizabeth Trust	Private				3,961,044	7	0.10%
DeVargas Center Associates LLC	Shopping Center				3,746,667	8	0.09%
Segel, Alvin G Trustee of Santa Fe	Private				3,698,554	9	0.09%
Property Trust of America	Apartments				3,623,688	10	0.09%
Total		<u>\$ 133,571,111</u>		<u>1.94%</u>	<u>\$ 47,624,690</u>		<u>1.17%</u>
Total Taxable Value		6,896,495,216			4,053,243,194		

Source:
County Treasurer's Office

STATE OF NEW MEXICO
SANTA FE COUNTY
PROPERTY TAX RATES (MIL RATES) - DIRECT AND OVERLAPPING
(PER \$1,000 OF ASSESSED VALUATION)
LAST TEN TAX YEARS
(Unaudited)

TAX YEAR	INCORPORATED AREAS						UNINCORPORATED AREAS							
	City of Santa Fe		City of Espanola		Town of Edgewood		Santa Fe School District		Pojoaque School District		Moriarty School District		Espanola School District	
	Residential	Non-Residential	Residential	Non-Residential	Residential	Non-Residential	Residential	Non-Residential	Residential	Non-Residential	Residential	Non-Residential	Residential	Non-Residential
2012														
Santa Fe County														
County Operational	5.022	11.850	5.022	11.850	5.022	11.850	5.022	11.850	5.022	11.850	5.022	11.850	5.022	11.850
County Debt Service	1.640	1.640	1.640	1.640	1.640	1.640	1.640	1.640	1.640	1.640	1.640	1.640	1.640	1.640
Total Direct Rate	6.662	13.490	6.662	13.490	6.662	13.490	6.662	13.490	6.662	13.490	6.662	13.490	6.662	13.490
State of New Mexico	1.360	1.360	1.360	1.360	1.360	1.360	1.360	1.360	1.360	1.360	1.360	1.360	1.360	1.360
Municipality:														
Santa Fe	1.729	3.381	-	-	-	-	-	-	-	-	-	-	-	-
Espanola	-	-	3.188	4.167	-	-	-	-	-	-	-	-	-	-
Public School District:														
Santa Fe Public Schools	7.048	7.420	-	-	-	-	7.048	7.420	-	-	-	-	-	-
Pojoaque School District	-	-	-	-	-	-	-	-	11.725	12.049	-	-	-	-
Moriarty School District	-	-	-	-	10.552	10.689	-	-	-	-	10.552	10.689	-	-
Espanola School District	-	-	5.284	5.312	-	-	-	-	-	-	-	-	5.284	5.312
Santa Fe Community College	3.292	3.930	-	-	-	-	3.292	3.930	-	-	-	-	-	-
Total Mil Rate Applicable	20.091	29.581	16.494	24.329	18.574	25.539	18.362	26.200	19.747	26.899	18.574	25.539	13.306	20.162
Special Assesment Districts:														
Edgewood Soil & Water	-	-	-	-	1.000	1.000	-	-	-	-	-	-	-	-
Eldorado Water & Sewer	-	-	-	-	-	-	0.949	0.949	-	-	-	-	-	-
2011														
Santa Fe County														
County Operational	4.891	11.850	4.891	11.850	4.891	11.850	4.891	11.850	4.891	11.850	4.891	11.850	4.891	11.850
County Debt Service	1.851	1.851	1.851	1.851	1.851	1.851	1.851	1.851	1.851	1.851	1.851	1.851	1.851	1.851
Total Direct Rate	6.742	13.701	6.742	13.701	6.742	13.701	6.742	13.701	6.742	13.701	6.742	13.701	6.742	13.701
State of New Mexico	1.362	1.362	1.362	1.362	1.362	1.362	1.362	1.362	1.362	1.362	1.362	1.362	1.362	1.362
Municipality:														
Santa Fe	1.878	3.560	-	-	-	-	-	-	-	-	-	-	-	-
Espanola	-	-	3.209	3.884	-	-	-	-	-	-	-	-	-	-
Public School District:														
Santa Fe Public Schools	7.120	7.485	-	-	-	-	7.120	7.485	-	-	-	-	-	-
Pojoaque School District	-	-	-	-	-	-	-	-	11.754	12.050	-	-	-	-
Moriarty School District	-	-	-	-	11.167	11.336	-	-	-	-	11.167	11.336	-	-
Espanola School District	-	-	5.704	5.722	-	-	-	-	-	-	-	-	5.704	5.722
Santa Fe Community College	3.314	4.015	-	-	-	-	3.314	4.015	-	-	-	-	-	-
Total Mil Rate Applicable	20.416	30.123	17.017	24.669	19.271	26.399	18.538	26.563	19.858	27.113	19.271	26.399	13.808	20.785
Special Assesment Districts:														
Edgewood Soil & Water	-	-	-	-	1.000	1.000	-	-	-	-	-	-	-	-
Eldorado Water & Sewer	-	-	-	-	-	-	3.360	3.360	-	-	-	-	-	-
Rancho Viejo Spec. Asses.	-	-	-	-	-	-	10.000	10.000	-	-	-	-	-	-

(Continued)

STATE OF NEW MEXICO
SANTA FE COUNTY
PROPERTY TAX RATES (MIL RATES) - DIRECT AND OVERLAPPING
(PER \$1,000 OF ASSESSED VALUATION)
LAST TEN TAX YEARS
(Unaudited)

TAX YEAR	INCORPORATED AREAS						UNINCORPORATED AREAS							
	City of Santa Fe		City of Espanola		Town of Edgewood		Santa Fe School District		Pojoaque School District		Moriarty School District		Espanola School District	
	Residential	Non-Residential	Residential	Non-Residential	Residential	Non-Residential	Residential	Non-Residential	Residential	Non-Residential	Residential	Non-Residential	Residential	Non-Residential
2010														
Santa Fe County														
County Operational	4.697	11.850	4.697	11.850	4.697	11.850	4.697	11.850	4.697	11.850	4.697	11.850	4.697	11.850
County Debt Service	1.873	1.873	1.873	1.873	1.873	1.873	1.873	1.873	1.873	1.873	1.873	1.873	1.873	1.873
Total Direct Rate	6.570	13.723	6.570	13.723	6.570	13.723	6.570	13.723	6.570	13.723	6.570	13.723	6.570	13.723
State of New Mexico	1.530	1.530	1.530	1.530	1.530	1.530	1.530	1.530	1.530	1.530	1.530	1.530	1.530	1.530
Municipality:														
Santa Fe	1.772	3.247	-	-	-	-	-	-	-	-	-	-	-	-
Espanola	-	-	3.062	3.916	-	-	-	-	-	-	-	-	-	-
Public School District:														
Santa Fe Public Schools	7.040	7.350	-	-	-	-	7.040	7.350	-	-	-	-	-	-
Pojoaque School District	-	-	-	-	-	-	-	-	12.563	12.832	-	-	-	-
Moriarty School District	-	-	-	-	10.552	10.689	-	-	-	-	11.126	11.283	-	-
Espanola School District	-	-	5.775	5.795	-	-	-	-	-	-	-	-	5.775	5.795
Santa Fe Community College	3.220	4.015	-	-	-	-	3.220	4.015	-	-	-	-	-	-
Total Mil Rate Applicable	20.132	29.865	16.937	24.964	18.652	25.942	18.360	26.618	20.663	28.085	19.226	26.536	13.875	21.048
Special Assesment Districts:														
Edgewood Soil & Water	-	-	-	-	1.000	1.000	-	-	-	-	-	-	-	-
Eldorado Water & Sewer	-	-	-	-	-	-	3.360	3.360	-	-	-	-	-	-
Rancho Viejo Spec. Asses.	-	-	-	-	-	-	10.000	10.000	-	-	-	-	-	-
2009														
Santa Fe County														
County Operational	4.670	11.850	4.670	11.850	4.670	11.850	4.670	11.850	4.670	11.850	4.670	11.850	4.670	11.850
County Debt Service	1.930	1.930	1.930	1.930	1.930	1.930	1.930	1.930	1.930	1.930	1.930	1.930	1.930	1.930
Total Direct Rate	6.600	13.780	6.600	13.780	6.600	13.780	6.600	13.780	6.600	13.780	6.600	13.780	6.600	13.780
State of New Mexico	1.150	1.150	1.150	1.150	1.150	1.150	1.150	1.150	1.150	1.150	1.150	1.150	1.150	1.150
Municipality:														
Santa Fe	1.595	2.856	-	-	-	-	-	-	-	-	-	-	-	-
Espanola	-	-	3.101	3.856	-	-	-	-	-	-	-	-	-	-
Public School District:														
Santa Fe Public Schools	7.038	7.310	-	-	-	-	7.038	7.310	-	-	-	-	-	-
Pojoaque School District	-	-	-	-	-	-	-	-	11.741	11.984	-	-	-	-
Moriarty School District	-	-	-	-	11.323	11.464	-	-	-	-	11.323	11.464	-	-
Espanola School District	-	-	5.683	5.698	-	-	-	-	-	-	-	-	5.683	5.698
Santa Fe Community College	3.236	4.046	-	-	-	-	3.236	4.046	-	-	-	-	-	-
Total Mil Rate Applicable	19.619	29.142	16.534	24.484	19.073	26.394	18.024	26.286	19.491	26.914	19.073	26.394	13.433	20.628
Special Assesment Districts:														
Edgewood Soil & Water	-	-	-	-	1.000	1.000	-	-	-	-	-	-	-	-
Eldorado Water & Sewer	-	-	-	-	-	-	3.360	3.360	-	-	-	-	-	-
Rancho Viejo Spec. Asses.	-	-	-	-	-	-	10.000	10.000	-	-	-	-	-	-

(Continued)

STATE OF NEW MEXICO
SANTA FE COUNTY
PROPERTY TAX RATES (MIL RATES) - DIRECT AND OVERLAPPING
(PER \$1,000 OF ASSESSED VALUATION)
LAST TEN TAX YEARS
(Unaudited)

TAX YEAR	INCORPORATED AREAS						UNINCORPORATED AREAS							
	City of Santa Fe		City of Espanola		Town of Edgewood		Santa Fe School District		Pojoaque School District		Moriarty School District		Espanola School District	
	Residential	Non-Residential	Residential	Non-Residential	Residential	Non-Residential	Residential	Non-Residential	Residential	Non-Residential	Residential	Non-Residential	Residential	Non-Residential
2008														
Santa Fe County														
County Operational	4.507	10.531	4.507	10.531	4.507	10.531	4.507	10.531	4.507	10.531	4.507	10.531	4.507	10.531
County Debt Service	1.969	1.969	1.969	1.969	1.969	1.969	1.969	1.969	1.969	1.969	1.969	1.969	1.969	1.969
Total Direct Rate	6.476	12.500	6.476	12.500	6.476	12.500	6.476	12.500	6.476	12.500	6.476	12.500	6.476	12.500
State of New Mexico	1.250	1.250	1.250	1.250	1.250	1.250	1.250	1.250	1.250	1.250	1.250	1.250	1.250	1.250
Municipality:														
Santa Fe	1.516	2.459	-	-	-	-	-	-	-	-	-	-	-	-
Espanola	-	-	3.026	3.736	-	-	-	-	-	-	-	-	-	-
Public School District:														
Santa Fe Public Schools	6.982	7.247	-	-	-	-	6.982	7.247	-	-	-	-	-	-
Pojoaque School District	-	-	-	-	-	-	-	-	11.896	12.083	-	-	-	-
Moriarty School District	-	-	-	-	10.571	10.717	-	-	-	-	10.571	10.717	-	-
Espanola School District	-	-	6.108	6.120	-	-	-	-	-	-	-	-	6.108	6.120
Santa Fe Community College	3.160	4.046	-	-	-	-	3.160	4.046	-	-	-	-	-	-
Total Mil Rate Applicable	19.384	27.502	16.860	23.606	18.297	24.467	17.868	25.043	19.622	25.833	18.297	24.467	13.834	19.870
Special Assesment Districts:														
Edgewood Soil & Water	-	-	-	-	0.928	1.000	-	-	-	-	-	-	-	-
Eldorado Water & Sewer	-	-	-	-	-	-	3.360	3.360	-	-	-	-	-	-
Rancho Viejo Spec. Asses.	-	-	-	-	-	-	10.000	10.000	-	-	-	-	-	-
2007														
Santa Fe County														
County Operational	4.415	9.989	4.415	9.989	4.415	9.989	4.415	9.989	4.415	9.989	4.415	9.989	4.415	9.989
County Debt Service	1.867	1.867	1.867	1.867	1.867	1.867	1.867	1.867	1.867	1.867	1.867	1.867	1.867	1.867
Total Direct Rate	6.282	11.856	6.282	11.856	6.282	11.856	6.282	11.856	6.282	11.856	6.282	11.856	6.282	11.856
State of New Mexico	1.221	1.221	1.221	1.221	1.221	1.221	1.221	1.221	1.221	1.221	1.221	1.221	1.221	1.221
Municipality:														
Santa Fe	1.026	1.945	-	-	-	-	-	-	-	-	-	-	-	-
Espanola	-	-	2.940	3.491	-	-	-	-	-	-	-	-	-	-
Public School District:														
Santa Fe Public Schools	6.960	7.237	-	-	-	-	6.960	7.237	-	-	-	-	-	-
Pojoaque School District	-	-	-	-	-	-	-	-	11.897	12.041	-	-	-	-
Moriarty School District	-	-	-	-	9.459	9.659	-	-	-	-	9.459	9.659	-	-
Espanola School District	-	-	5.317	5.318	-	-	-	-	-	-	-	-	5.317	5.318
Santa Fe Community College	3.119	4.030	-	-	-	-	3.119	4.030	-	-	-	-	-	-
Total Mil Rate Applicable	18.608	26.289	15.760	21.886	16.962	22.736	17.582	24.344	19.400	25.118	16.962	22.736	12.820	18.395
Special Assesment Districts:														
Edgewood Soil & Water	-	-	-	-	0.922	1.000	-	-	-	-	-	-	-	-
Eldorado Water & Sewer	-	-	-	-	-	-	3.360	3.360	-	-	-	-	-	-
Rancho Viejo Spec. Asses.	-	-	-	-	-	-	10.000	10.000	-	-	-	-	-	-

(Continued)

STATE OF NEW MEXICO
SANTA FE COUNTY
PROPERTY TAX RATES (MIL RATES) - DIRECT AND OVERLAPPING
(PER \$1,000 OF ASSESSED VALUATION)
LAST TEN TAX YEARS
(Unaudited)

TAX YEAR	INCORPORATED AREAS						UNINCORPORATED AREAS							
	City of Santa Fe		City of Espanola		Town of Edgewood		Santa Fe School District		Pojoaque School District		Moriarty School District		Espanola School District	
	Residential	Non-Residential	Residential	Non-Residential	Residential	Non-Residential	Residential	Non-Residential	Residential	Non-Residential	Residential	Non-Residential	Residential	Non-Residential
2006														
Santa Fe County														
County Operational	4.450	10.238	4.450	10.238	4.450	10.238	4.450	10.238	4.450	10.238	4.450	10.238	4.450	10.238
County Debt Service	1.697	1.697	1.697	1.697	1.697	1.697	1.697	1.697	1.697	1.697	1.697	1.697	1.697	1.697
Total Direct Rate	6.147	11.935	6.147	11.935	6.147	11.935	6.147	11.935	6.147	11.935	6.147	11.935	6.147	11.935
State of New Mexico	1.291	1.291	1.291	1.291	1.291	1.291	1.291	1.291	1.291	1.291	1.291	1.291	1.291	1.291
Municipality:														
Santa Fe	1.033	1.901	-	-	-	-	-	-	-	-	-	-	-	-
Espanola	-	-	3.003	3.512	-	-	-	-	-	-	-	-	-	-
Public School District:														
Santa Fe Public Schools	6.999	7.269	-	-	-	-	6.999	7.269	-	-	-	-	-	-
Pojoaque School District	-	-	-	-	-	-	-	-	11.893	12.236	-	-	-	-
Moriarty School District	-	-	-	-	9.556	9.714	-	-	-	-	9.556	9.714	-	-
Espanola School District	-	-	7.778	7.359	-	-	-	-	-	-	-	-	7.778	7.359
Santa Fe Community College	2.220	4.046	-	-	-	-	2.220	4.046	-	-	-	-	-	-
Total Mil Rate Applicable	17.690	26.442	18.219	24.097	16.994	22.940	16.657	24.541	19.331	25.462	16.994	22.940	15.216	20.585
Special Assesment Districts:														
Edgewood Soil & Water	-	-	-	-	0.947	1.000	-	-	-	-	-	-	-	-
Eldorado Water & Sewer	-	-	-	-	-	-	3.360	3.360	-	-	-	-	-	-
Rancho Viejo Spec. Asses.	-	-	-	-	-	-	10.000	10.000	-	-	-	-	-	-
2005														
Santa Fe County														
County Operational	4.452	9.957	4.452	9.957	4.452	9.957	4.452	9.957	4.452	9.957	4.452	9.957	4.452	9.957
County Debt Service	1.867	1.867	1.867	1.867	1.867	1.867	1.867	1.867	1.867	1.867	1.867	1.867	1.867	1.867
Total Direct Rate	6.319	11.824	6.319	11.824	6.319	11.824	6.319	11.824	6.319	11.824	6.319	11.824	6.319	11.824
State of New Mexico	1.234	1.234	1.234	1.234	1.234	1.234	1.234	1.234	1.234	1.234	1.234	1.234	1.234	1.234
Municipality:														
Santa Fe	0.440	1.284	-	-	-	-	-	-	-	-	-	-	-	-
Espanola	-	-	2.910	3.384	-	-	-	-	-	-	-	-	-	-
Public School District:														
Santa Fe Public Schools	7.022	7.443	-	-	-	-	7.022	7.443	-	-	-	-	-	-
Pojoaque School District	-	-	-	-	-	-	-	-	11.882	12.212	-	-	-	-
Moriarty School District	-	-	-	-	10.595	10.754	-	-	-	-	10.595	10.754	-	-
Espanola School District	-	-	8.858	8.452	-	-	-	-	-	-	-	-	8.858	8.452
Santa Fe Community College	4.046	4.046	-	-	-	-	4.046	4.046	-	-	-	-	-	-
Total Mil Rate Applicable	19.061	25.831	19.321	24.894	18.148	23.812	18.621	24.547	19.435	25.270	18.148	23.812	16.411	21.510
Special Assesment Districts:														
Edgewood Soil & Water	-	-	-	-	0.962	1.000	-	-	-	-	-	-	-	-
Eldorado Water & Sewer	-	-	-	-	-	-	3.360	3.360	-	-	-	-	-	-
Rancho Viejo Spec. Asses.	-	-	-	-	-	-	10.000	10.000	-	-	-	-	-	-

(Continued)

STATE OF NEW MEXICO
SANTA FE COUNTY
PROPERTY TAX RATES (MIL RATES) - DIRECT AND OVERLAPPING
(PER \$1,000 OF ASSESSED VALUATION)
LAST TEN TAX YEARS
(Unaudited)

TAX YEAR	INCORPORATED AREAS						UNINCORPORATED AREAS							
	City of Santa Fe		City of Espanola		Town of Edgewood		Santa Fe School District		Pojoaque School District		Moriarty School District		Espanola School District	
	Residential	Non-Residential	Residential	Non-Residential	Residential	Non-Residential	Residential	Non-Residential	Residential	Non-Residential	Residential	Non-Residential	Residential	Non-Residential
2004														
Santa Fe County														
County Operational	4.617	9.861	4.617	9.861	4.617	9.861	4.617	9.861	4.617	9.861	4.617	9.861	4.617	9.861
County Debt Service	1.007	1.007	1.007	1.007	1.007	1.007	1.007	1.007	1.007	1.007	1.007	1.007	1.007	1.007
Total Direct Rate	5.624	10.868	5.624	10.868	5.624	10.868	5.624	10.868	5.624	10.868	5.624	10.868	5.624	10.868
State of New Mexico	1.028	1.028	1.028	1.028	1.028	1.028	1.028	1.028	1.028	1.028	1.028	1.028	1.028	1.028
Municipality:														
Santa Fe	0.459	1.266	-	-	-	-	-	-	-	-	-	-	-	-
Espanola	-	-	2.807	3.197	-	-	-	-	-	-	-	-	-	-
Public School District:														
Santa Fe Public Schools	7.162	7.440	-	-	-	-	7.162	7.440	-	-	-	-	-	-
Pojoaque School District	-	-	-	-	-	-	-	-	11.878	12.184	-	-	-	-
Moriarty School District	-	-	-	-	10.552	10.719	-	-	-	-	10.552	10.719	-	-
Espanola School District	-	-	10.467	10.026	-	-	-	-	-	-	-	-	10.552	10.719
Santa Fe Community College	3.221	4.046	-	-	-	-	3.221	4.046	-	-	-	-	-	-
Total Mil Rate Applicable	17.494	24.648	19.926	25.119	17.204	22.615	17.035	23.382	18.530	24.080	17.204	22.615	17.204	22.615
Special Assesment Districts:														
Edgewood Soil & Water	-	-	-	-	1.000	1.000	-	-	-	-	-	-	-	-
Eldorado Water & Sewer	-	-	-	-	-	-	3.360	3.360	-	-	-	-	-	-
Rancho Viejo Spec. Asses.	-	-	-	-	-	-	10.000	10.000	-	-	-	-	-	-
2003														
Santa Fe County														
County Operational	4.690	9.381	4.690	9.381	4.690	9.381	4.690	9.381	4.690	9.381	4.690	9.381	4.690	9.381
County Debt Service	1.386	1.386	1.386	1.386	1.386	1.386	1.386	1.386	1.386	1.386	1.386	1.386	1.386	1.386
Total Direct Rate	6.076	10.767	6.076	10.767	6.076	10.767	6.076	10.767	6.076	10.767	6.076	10.767	6.076	10.767
State of New Mexico	1.520	1.520	1.520	1.520	1.520	1.520	1.520	1.520	1.520	1.520	1.520	1.520	1.520	1.520
Municipality:														
Santa Fe	0.464	1.292	-	-	-	-	-	-	-	-	-	-	-	-
Espanola	-	-	2.700	3.013	-	-	-	-	-	-	-	-	-	-
Public School District:														
Santa Fe Public Schools	7.488	7.803	-	-	-	-	7.488	7.803	-	-	-	-	-	-
Pojoaque School District	-	-	-	-	-	-	-	-	11.546	11.822	-	-	-	-
Moriarty School District	-	-	-	-	9.982	10.184	-	-	-	-	9.982	10.184	-	-
Espanola School District	-	-	7.304	6.817	-	-	-	-	-	-	-	-	7.304	6.817
Santa Fe Community College	3.264	4.046	-	-	-	-	3.264	4.046	-	-	-	-	-	-
Total Mil Rate Applicable	18.812	25.428	17.600	22.117	17.578	22.471	18.348	24.136	19.142	24.109	17.578	22.471	14.900	19.104
Special Assesment Districts:														
Edgewood Soil & Water	-	-	-	-	1.000	1.000	-	-	-	-	-	-	-	-
Eldorado Water & Sewer	-	-	-	-	-	-	0.782	0.782	-	-	-	-	-	-
Rancho Viejo Spec. Asses.	-	-	-	-	-	-	10.000	10.000	-	-	-	-	-	-

Source:
State of New Mexico, Department of Taxation & Revenue; Certified by Santa Fe County

Notes:
(a) Edgewood Soil & Water only applies to residents in the unincorporated areas of Edgewood.
(b) Rancho Viejo Special Assesment District Levy paid in full and no longer in effect as of Tax Year 2012

STATE OF NEW MEXICO
SANTA FE COUNTY
PROPERTY TAX LEVIES AND COLLECTIONS
LAST TEN TAX YEARS
(Unaudited)

Tax Year	Total Tax Levy for Year ^(a)	Collected within the Tax Year of the Levy		Collections in Subsequent Years	Total Collections to Date	
		Amount	Percentage of Levy		Amount	Percentage of Levy
2003	82,131,787	76,896,688	93.6%	5,090,422	81,987,110	99.8%
2004	84,702,076	79,824,052	94.2%	4,710,138	84,534,190	99.8%
2005	100,989,803	95,003,813	94.1%	5,741,242	100,745,055	99.8%
2006	105,196,856	99,380,102	94.5%	5,422,430	104,802,532	99.6%
2007	121,467,244	113,646,696	93.6%	7,234,082	120,880,777	99.5%
2008	133,688,164	124,332,592	93.0%	8,604,336	132,936,928	99.4%
2009	142,554,956	132,269,257	92.8%	9,000,534	141,269,791	99.1%
2010	149,219,640	140,663,676	94.3%	6,530,818	147,194,494	98.6%
2011	150,685,186	142,374,476	94.5%	4,945,952	147,320,427	97.8%
2012	148,116,715	140,793,450	95.1%	NA	140,793,450	95.1%

Source:
County Treasurer's Office

Notes:
(a) Total Tax Levy is subject to change between years due to omitted bills and corrected bills.

The Year is the tax year based on the date the bill is sent out (i.e. Tax Year 2011 is the billing sent out November 1, 2011)
The Collections are based on the Fiscal Year that ends on June 30 after the tax year
(i.e. Collections within tax year 2011 are through FY 2012 which ended June 30, 2012)

**STATE OF NEW MEXICO
SANTA FE COUNTY
LEGAL DEBT MARGIN INFORMATION
LAST TEN FISCAL YEARS
(UNAUDITED)**

	<u>2004</u>	<u>2005</u>	<u>2006</u>	<u>2007</u>	<u>2008</u>	<u>2009</u>	<u>2010</u>	<u>2011</u>	<u>2012</u>	<u>2013</u>
Debt Limit	\$ 159,098,666	\$ 162,129,728	\$ 195,527,471	\$ 216,200,590	\$ 239,016,184	\$ 257,771,684	\$ 265,325,270	\$ 271,638,211	\$ 275,859,809	\$ 844,307,946
Total Net Debt Applicable to Limit	<u>40,763,998</u>	<u>38,483,998</u>	<u>36,098,998</u>	<u>49,478,998</u>	<u>68,038,998</u>	<u>80,295,000</u>	<u>123,410,000</u>	<u>116,505,000</u>	<u>123,325,000</u>	<u>133,455,000</u>
Legal Debt Margin	<u>\$ 118,334,668</u>	<u>\$ 123,645,730</u>	<u>\$ 159,428,473</u>	<u>\$ 166,721,592</u>	<u>\$ 170,977,186</u>	<u>\$ 177,476,684</u>	<u>\$ 141,915,270</u>	<u>\$ 155,133,211</u>	<u>\$ 152,534,809</u>	<u>\$ 710,852,946</u>
Total Net Debt Applicable to the Limit as a Percentage of Debt Limit	25.62%	23.74%	18.46%	22.89%	28.47%	31.15%	46.51%	42.89%	44.71%	15.81%

Legal Debt Margin Calculation for Fiscal Year 2013

Assessed Value	\$ 21,107,698,659
Debt Limit (4% of total assessed value)	844,307,946
Debt Applicable to Limit:	
General Obligation Bonds	133,455,000
Legal Debt Margin	<u>\$ 710,852,946</u>

Source:
County Financial Records

STATE OF NEW MEXICO
SANTA FE COUNTY
RATIOS OF OUTSTANDING DEBT BY TYPE
LAST TEN FISCAL YEARS
(UNAUDITED)

Fiscal Year Ended June 30	Governmental Activities			Total Primary Government	Business Type Activities		Percentage of Personal Income	Taxable Value of Property	Ratio of General Bonded Debt to Estimated Actual Value of Taxable Property	Total Population	Ratio of Total Debt per Capita
	General Obligation Bonds	Special Revenue Bonds ^(a)	NMFA Loans		Special Revenue Bonds ^(a)						
2004	\$ 40,763,998	\$ 5,350,000	\$ 548,598	\$ 46,662,596	\$ 28,110,000	0.95%	\$ 3,789,882,991	1.08%	138,208	541.01	
2005	38,483,998	5,225,000	192,008	43,901,006	27,745,000	0.83%	4,053,243,194	0.95%	139,836	512.36	
2006	36,098,998	5,090,000	-	41,188,998	27,045,000	0.72%	4,374,594,705	0.83%	141,442	482.42	
2007	49,478,998	4,950,000	572,648	55,001,646	26,310,000	0.91%	4,887,341,479	1.01%	143,433	566.90	
2008	68,038,998	4,805,000	290,733	73,134,731	25,535,000	1.58%	5,405,014,766	1.26%	145,480	678.24	
2009	80,295,000	29,375,000	505,596	110,175,596	-	2.55%	6,074,890,747	1.32%	147,534	746.78	
2010	124,845,000	55,725,000	485,285	181,055,285	43,235,000	3.90%	6,538,977,008	1.91%	149,356	1,501.72	
2011	131,785,000	54,520,000	459,191	186,764,191	41,945,000	4.08%	6,704,617,692	1.97%	144,170	1,586.39	
2012	123,325,000	53,225,000	433,097	176,983,097	40,395,000	4.00%	6,890,742,053	1.79%	145,648	1,492.49	
2013	133,455,000	51,790,000	434,462	185,679,462	38,810,000	NA	6,896,495,216	1.94%	146,375	1,533.66	

Source:
County Financial Records

Notes:
(a) The Correctional System 1997 Special Revenue Bond was considered a business-type activity from FY1998 till FY 2008;
moved to Governmental Activity in FY 2009

NA = Information not available

**STATE OF NEW MEXICO
SANTA FE COUNTY
PLEDGED-REVENUE COVERAGE
LAST TEN FISCAL YEARS
(UNAUDITED)**

Fiscal Year	SPECIAL REVENUE BONDS					CORRECTIONAL FACILITY BOND				
	Gross Receipts Revenues	Debt Service			Coverage	Care of Prisoners Revenues	Debt Service			Coverage
		Principal	Interest	Total			Principal	Interest	Total	
2004	6,391,461 ^(a)	895,000	335,751	1,230,751	519%	\$ 4,405,579	350,000	1,578,145	1,928,145	228%
2005	4,328,478 ^(b)	125,000	296,780	421,780	1026%	\$ 4,157,949	365,000	1,562,045	1,927,045	216%
2006	4,717,621 ^(b)	135,000	290,905	425,905	1108%	\$ 4,396,471	700,000	1,544,890	2,244,890	196%
2007	4,820,373 ^(b)	140,000	284,425	424,425	1136%	\$ 4,807,780	735,000	1,511,290	2,246,290	214%
2008	5,250,840 ^(b)	145,000	277,425	422,425	1243%	\$ 4,474,381	775,000	1,474,540	2,249,540	199%
2009	4,884,472 ^(b)	155,000	270,175	425,175	1149%	\$ 2,642,388	810,000	1,435,790	2,245,790	118%
2010	6,768,745 ^(c)	1,435,000	1,628,676	3,063,676	221%	\$ 2,744,885	850,000	1,394,480	2,244,480	122%
2011	13,146,976 ^(d)	1,600,000	3,276,825	4,876,825	270%	\$ 2,474,305	895,000	1,350,280	2,245,280	110%
2012	10,516,016 ^(e)	2,380,407	3,235,085	5,615,492	187%	\$ 2,945,970	945,000	1,303,740	2,248,740	131%
2013	10,138,256 ^(e)	2,038,500	3,188,775	5,227,275	194%	\$ 6,063,343	995,000	1,254,600	2,249,600	270%

Source:
County Financial Records

- Notes:
- (a) GRT Revenues dedicated to Debt Service are:
Environmental GRT
1st 1/8th General Fund Increment
Fire GRT
 - (b) GRT Revenues dedicated to Debt Service are:
1st 1/8th General Fund Increment
 - (c) GRT Revenues dedicated to Debt Service are:
1st 1/8th General Fund Increment
1/16th General Fund Increment
 - (d) GRT Revenues dedicated to Debt Service are:
1st 1/8th General Fund Increment
1/16th General Fund Increment
Capital Outlay GRT dedicated to Utility projects
 - (e) GRT Revenues dedicated to Debt Service are:
1st 1/8th General Fund Increment
1/16th General Fund Increment
Capital Outlay GRT dedicated to Debt Service Payments

STATE OF NEW MEXICO
SANTA FE COUNTY
DIRECT AND OVERLAPPING
GOVERNMENTAL ACTIVITIES DEBT
AS OF JUNE 30, 2013
(UNAUDITED)

	Debt Outstanding	Applicable to Santa Fe County	County Share of Debt
DIRECT DEBT:			
Santa Fe County	\$ 225,324,981	100.00%	\$ 225,324,981
OVERLAPPING DEBT:			
State of New Mexico	\$ 1,184,191,600	12.74%	\$ 150,874,216
Municipalities:			
City of Santa Fe	137,016,408	100.00%	137,016,408
Town of Edgewood	1,995,527	100.00%	1,995,527
City of Espanola	24,017,805	28.46%	6,836,363
School Districts:			
Santa Fe Public Schools	145,975,000	100.00%	145,975,000
Pojoaque Valley Schools	7,240,000	100.00%	7,240,000
Moriarty Municipal Schools	22,770,000	48.11%	10,954,203
Espanola Public Schools	18,925,000	20.80%	3,936,124
Santa Fe Community College	30,712,122	100.00%	30,712,122
Total Overlapping Debt			\$ 495,539,963
Total Direct & Overlapping Debt			\$ 720,864,944
RATIOS:			
Ratio of Total Direct & Overlapping Debt to 2012 Assessed Valuation:			10.45%
Ratio of Santa Fe County's Outstanding General Obligation Debt to 2012 Estimated Actual Valuation:			3.42%
Per Capita Direct & Overlapping Debt:			\$ 4,924.78
	Net Taxable Valuation:		\$ 6,896,495,216
	Total Estimated Actual Valuation:		\$ 21,107,698,659
	Total Population - Estimated		146,375

Notes:

Percentage applicable to Santa Fe County is derived by taking the Valuation for the Entity within Santa Fe County divided by the total valuation of the entity for all counties it is a portion of

Source:

Santa Fe County Financial Records
State of New Mexico, Dept. of Finance & Admin., Budget & Finance Bureau
State of New Mexico, Office of the State Auditor
Individual Financial Reports of Overlapping Entites for Debt Outstanding

STATE OF NEW MEXICO
SANTA FE COUNTY
DEMOGRAPHIC INFORMATION
LAST TEN YEARS
(UNAUDITED)

Year	Total Population	Total Personal Income (In Thousands)	Per Capita Personal Income	Unemployment Rate ^(a)	Median Household Income	Housing Units	Births ^(b)	Deaths ^(b)	School Enrollment
2003	136,637	4,521,865	33,094	4.1	42,950	59,938	1,652	887	NA
2004	138,208	4,922,278	35,615	4.6	43,727	60,872	1,591	830	NA
2005	137,758	5,278,611	38,318	4.3	45,786	61,777	1,662	892	34,509
2006	142,407	5,717,214	40,147	3.7	50,148	62,782	1,688	904	34,457
2007	142,955	6,030,414	42,184	2.9	51,601	63,780	1,852	943	34,400
2008	143,937	4,640,385	32,239	3.0	55,000	64,289	1,686	507	33,631
2009	147,532	4,317,081	29,262	5.4	52,220	64,632	1,452	916	34,513
2010	144,187	4,641,091	32,188	6.8	52,696	71,267	1,511	988	33,486
2011	145,648	4,577,425	31,428	6.6	49,959	72,218	1,394	1,057	34,903
2012	146,375	4,533,673	30,973	5.8	50,720	71,567	NA	NA	34,725

Source:

US Dept. of Commerce, US Census Bureau; Estimated values for 2002 - 2009 & 2011 - 2012

(a) Federal Reserve Bank of St. Louis, Economic Research as of January 1 of each year

(b) Births & Deaths Information from State of New Mexico, Bureau of Vital Records and Health Statistics Annual Report

NA = Information Not Available

**STATE OF NEW MEXICO
SANTA FE COUNTY
PRINCIPAL EMPLOYERS
LAST YEAR AND TEN YEARS PRIOR
(UNAUDITED)**

Employer	Business	2013			2004		
		Number of Employees	Rank	% of Total Employment	Number of Employees	Rank	% of Total Employment
State of New Mexico	Government	19,749	1	25.59%	9,443	1	11.90%
Los Alamos National Laboratory	Government	10,086	2	13.07%			
Christus St. Vincent Regional Medical Center	Health Care	2,021	3	2.62%	1,450	5	1.83%
Santa Fe Public Schools	Education	1,708	4	2.21%	1,850	2	2.33%
City of Santa Fe	Government	1,513	5	1.96%	1,719	4	2.17%
Santa Fe Community College	Education	943	6	1.22%	717	6	0.90%
Santa Fe County	Government	846	7	1.10%	445	10	0.56%
Peters Corporation	Fine Arts	730	8	0.95%			
Hilton SF Golf Resort & Spa at Buffalo Thunder	Gaming/Government	700	9	0.91%			
Santa Fe Opera	Fine Arts	630	10	0.82%	650	7	0.82%
US Government	Government				1,750	3	2.21%
College of Santa Fe	Education				564	8	0.71%
Cities of Gold Casino	Gaming/Government				470	9	0.59%
Total Top Ten Employers		38,926		50.44%	19,058		24.02%
Total Employment for Santa Fe County		77,171			79,356		

Source:

Santa Fe Chamber of Commerce
Total Employment from the New Mexico Department of Workforce Solutions

STATE OF NEW MEXICO
SANTA FE COUNTY
AVERAGE EMPLOYMENT BY INDUSTRY
LAST EIGHT YEARS
(UNAUDITED)

Industry	2005	2006	2007	2008	2009	2010	2011	2012
Agriculture, Forestry, Fishing & Hunting	118	129	122	144	114	113	134	984
Mining	101	161	155	155	120	101	93	a
Construction	4,775	5,102	5,088	4,786	3,540	3,160	3,147	4,236
Manufacturing	1,227	1,130	1,069	928	815	783	814	2,194
Wholesale Trade	1,104	1,148	1,218	1,254	1,114	1,005	978	720
Retail Trade	8,663	8,846	9,030	9,193	8,630	8,493	8,995	7,518
Transportation & Warehousing	621	624	655	922	854	853	826	1,641
Utilities	NA	NA	261	239	267	265	255	b
Information	1,333	1,475	1,954	1,882	1,363	1,297	1,082	1,191
Finance & Insurance	1,853	1,909	1,810	1,830	1,780	1,718	1,750	3,356
Real Estate, Rental & Leasing	1,035	1,250	1,137	1,005	913	865	836	c
Professional & Technical Services	2,783	2,819	2,905	2,901	2,701	2,641	2,646	11,756
Management of Companies & Enterprises	360	269	250	225	225	223	241	d
Administrative & Waste Services	2,479	2,306	2,706	2,505	2,044	1,843	2,092	d
Educational Services	5,461	5,560	5,248	5,003	4,619	4,585	5,151	14,352
Health Care & Social Assistance	7,082	6,968	8,123	8,456	8,650	8,963	9,434	e
Arts, Entertainment & Recreation	2,162	2,058	2,103	2,316	2,309	2,169	2,052	9,457
Accommodation & Food Service	8,168	8,344	8,429	8,235	8,179	8,211	8,166	f
Other Services (Except Public Administration)	2,428	2,405	2,405	2,509	2,368	2,441	2,458	4,545
Public Administration	10,565	10,849	10,975	11,226	11,185	10,809	9,638	6,571
Total Employment	<u>62,318</u>	<u>63,352</u>	<u>65,643</u>	<u>65,714</u>	<u>61,790</u>	<u>60,538</u>	<u>60,788</u>	<u>68,521</u>
Governmental Jobs included above totals	18,353	18,695	18,558	18,757	18,616	18,094	17,168	14,631

Source:

New Mexico Department of Workforce Solutions, Economic Research and Analysis Bureau
2012 Data from US Census Bureau, 2012 American Community Survey 1-Year Estimates

Notes:

- (a) Mining for 2012 included in Agriculture, Forestry, Fishing & Hunting
- (b) Utilities for 2012 included in Transportation & Warehousing
- (c) Real Estate, Rental & Leasing included in Finance & Insurance
- (d) Management of Companies & Enterprises and Administrative & Waste Services for 2012 included in Professional & Technical Services
- (e) Health Card & Social Assistance for 2012 included in Educational Services
- (f) Accommodation & Food Service for 2012 included in Arts, Entertainment & Recreation

STATE OF NEW MEXICO
SANTA FE COUNTY
FULL-TIME EQUIVALENT EMPLOYEES BY COUNTY DEPARTMENT/DIVISION OR ELECTED OFFICE
LAST TEN FISCAL YEARS
(UNAUDITED)

	2004	2005	2006	2007	2008	2009	2010	2011	2012	2013
BOARD OF COUNTY COMMISSIONERS	5.0	7.0	9.0	8.0	8.0	8.0	10.0	9.0	10.0	10.0
COUNTY MANAGER'S OFFICE										
Manager's Office	10.0	8.0	9.0	12.0	8.0	10.0	9.0	11.0	7.0	8.0
Human Resources	6.0	6.0	6.0	10.0	8.0	10.0	10.0	11.0	11.0	11.0
Finance Division ^(a)	21.5	21.5	23.5	21.5	19.5	19.5	20.0	22.5	21.5	22.5
Legal	7.0	7.0	9.0	11.0	11.0	9.0	9.0	9.0	9.0	9.0
ADMINISTRATIVE SERVICES										
Administration	-	-	-	-	2.0	3.0	4.0	2.0	2.0	2.0
Information Technology (IT) ^(b)	16.0	16.0	16.0	17.0	10.0	13.0	13.0	12.0	12.0	12.0
Procurement ^(a)	-	-	-	-	5.0	5.0	5.0	6.0	5.0	6.0
Mail Room	1.0	1.0	1.0	1.0	1.0	1.0	1.0	1.0	1.0	1.0
Risk Management	1.0	1.0	1.0	2.0	3.0	3.0	3.0	3.0	4.0	3.0
Motor Pool ^(d)	-	-	-	-	-	1.0	-	-	-	-
GROWTH MANAGEMENT DEPARTMENT										
Administration	6.0	6.0	6.0	5.0	5.0	5.0	4.0	4.0	4.0	4.0
Planning	6.0	6.0	6.0	6.0	8.0	7.0	7.0	8.0	6.0	6.0
Building Development	16.0	17.0	17.0	18.0	19.0	19.0	17.5	17.0	15.0	16.0
Regional Planning Authority	2.0	2.0	2.0	1.0	2.0	2.0	1.0	1.0	-	1.0
Affordable Housing ^(e)	-	-	-	-	1.0	2.0	2.3	2.0	2.0	2.0
Geographic Information Systems (GIS) ^{(b)(c)}	-	-	-	-	4.0	4.0	4.0	8.0	9.0	9.0
Rural Addressing (E-911) ^{(b)(c)}	-	-	-	-	5.0	5.0	5.0	-	-	-
PUBLIC WORKS										
Administration & Business Unit	6.0	6.0	6.0	6.0	6.0	6.0	7.0	7.0	9.0	14.3
TRANSPORTATION & SOLID WASTE										
Fleet Maintenance	10.0	10.0	10.0	10.0	10.0	10.0	10.0	10.0	9.0	10.0
Traffic Engineering	8.0	8.0	8.0	8.0	8.0	8.0	8.0	8.0	8.0	8.0
Road Maintenance	23.0	23.0	24.0	25.0	25.0	25.0	25.0	25.0	33.0	38.0
Solid Waste	21.0	21.0	21.0	23.0	24.0	24.0	24.0	24.0	24.0	24.0
PROJECTS, FACILITIES & OPEN SPACE ^(f)								30.0	-	-
Property Control ^(f)	14.0	14.0	14.0	14.0	14.0	14.0	15.0	-	14.0	21.0
Building Services (General Services) ^(f)	13.0	13.0	13.0	13.0	13.0	14.0	15.0	-	14.5	16.0
Facilities Project Development	4.0	4.0	4.0	5.0	5.0	7.0	7.0	1.0	4.0	7.7
Road Project Development	15.5	16.0	16.0	16.0	16.0	16.0	17.0	17.0	3.0	3.0
Open Space & Trails	3.0	3.0	3.0	3.0	4.0	5.0	5.0	8.0	8.0	8.0
UTILITIES										
Water/Wastewater Operations	9.0	9.0	9.0	12.0	12.5	12.5	13.5	14.5	20.0	20.5
COMMUNITY SERVICES DEPARTMENT										
Community Services Administration	2.0	3.0	3.0	3.0	3.0	4.0	5.0	11.0	6.0	3.5
Health & Human Services	17.1	20.0	31.5	35.8	44.1	42.3	40.6	18.7	16.8	16.0
Senior Services ^(h)	-	-	-	-	-	3.0	4.0	5.0	17.6	21.5
Housing	17.7	17.7	19.0	19.0	18.0	19.0	14.2	15.0	14.0	15.0
Teen Court ^(g)	0.3	0.5	2.8	1.7	1.0	1.8	3.2	3.0	2.6	3.0
PUBLIC SAFETY										
Corrections										
Administration ⁽ⁱ⁾	-	1.0	-	11.5	13.0	15.0	14.0	15.0	13.0	14.0
Inmate Medical Services ^(j)	-	-	-	-	33.0	37.0	37.0	38.0	34.4	36.0
Adult Detention Facility ^(k)	-	-	201.4	190.9	169.0	169.0	166.0	165.0	160.0	186.0
Electronic Monitoring ^(l)	-	8.0	7.0	7.0	7.0	9.0	9.0	9.0	9.0	9.0
Youth Development Program ^(m)	-	64.0	91.0	90.5	77.9	76.9	57.5	69.4	56.4	80.0
RECC ⁽ⁿ⁾	-	-	-	-	48.0	48.0	48.0	49.0	45.0	49.5
Fire	44.0	45.0	51.0	52.0	57.0	94.0	97.0	107.0	93.0	112.5
Sheriff's Office	103.0	103.0	103.0	103.0	105.0	109.0	109.0	111.0	109.0	117.0
OTHER ELECTED OFFICES										
CLERK	27.5	27.5	27.5	27.0	29.0	33.5	33.5	33.5	33.5	33.5
TREASURER	9.5	9.5	9.5	10.5	10.5	10.5	10.0	12.5	12.5	12.5
ASSESSOR	36.5	36.5	36.5	36.5	37.5	37.5	42.5	42.5	44.5	44.5
PROBATE JUDGE	1.0	1.0	1.0	1.0	1.0	1.0	1.0	1.0	1.0	1.0
SURVEYOR ^(o)	1.0	1.0	1.0	1.0	1.0	1.0	1.0	1.0	1.0	1.0
TOTAL FULL-TIME EQUIVALENT EMPLOYEES	483.5	563.2	818.6	837.9	912.0	979.5	963.8	977.6	934.3	1,048.5

Source:
County Records

Notes:
The Hierarchy displayed is based on the Official Departmental Structure at the end of Fiscal Year 2012

- (a) Procurement was under Finance until FY 2008
- (b) Information Technology included GIS and Rural Addressing until FY 2008
- (c) Rural Addressing moved under GIS in FY 2011
- (d) Motor Pool was only in existence for FY 2009
- (e) Affordable Housing started in FY 2008
- (f) Facilities Division encompasses both Property Control & Building Services for FY 2011
- (g) Teen Court started in FY 2004
- (h) Senior Services started in FY 2009
- (i) Corrections Administration was one person in FY 2005 who oversaw the Correction's Contractors. In FY 2007 it became a division
- (j) Corrections Medical Services were done by a contractor until FY 2008
- (k) The Adult Detention Facility was run by a Contractor until FY 2006
- (l) The Electronic Monitoring Program started in FY 2005
- (m) The Youth Development Program was run by a Contractor until FY 2005
- (n) The RECC (Regional Emergency Communications Center) was a Joint Agency governed by both the County and the City of Santa Fe until FY 2008
- (o) The Surveyor position was eliminated for all Counties in New Mexico starting January 2013. This position was in effect from July 1-December 31, 2012

**STATE OF NEW MEXICO
SANTA FE COUNTY
REAL ESTATE - HOME VALUES
FOR LAST YEAR AND SEVEN YEARS PRIOR
(UNAUDITED)**

Value	2012		2005		CHANGE	
	Number of Homes	Percentage of Total	Number of Homes	Percentage of Total	Number of Homes	Percentage Change
Less than \$50,000	5,231	12.44%	3,008	8.10%	2,223	73.90%
\$50,000 - \$99,999	2,001	4.76%	1,743	4.69%	258	14.80%
\$100,000 - \$149,999	2,397	5.70%	2,843	7.65%	(446)	-15.69%
\$150,000 - \$199,999	4,230	10.06%	4,501	12.11%	(271)	-6.02%
\$200,000 - \$299,999	10,004	23.80%	8,704	23.42%	1,300	14.94%
\$300,000 - \$499,999	10,591	25.20%	9,544	25.68%	1,047	10.97%
\$500,000 - \$999,999	6,140	14.61%	5,522	14.86%	618	11.19%
\$1,000,000 or More	1,441	3.43%	1,293	3.48%	148	11.45%
Total Homes	42,035	100.00%	37,158	100.00%	4,877	13.13%
Median Value of Home	\$ 270,200		\$ 260,900		\$ 9,300	3.56%

Source:

US Dept. of Commerce, Bureau of Economic Analysis
2012 American Community Survey, 1-Year Estimates
2005 American Community Survey

Note:

Data prior to 2005 was not available; other than the 2000 Census

STATE OF NEW MEXICO
SANTA FE COUNTY
HOUSEHOLD INCOME
FOR LAST YEAR AND SEVEN YEARS PRIOR
(UNAUDITED)

Value	2012		2005		CHANGE	
	Number of Households	Percentage of Total	Number of Households	Percentage of Total	Number of Households	Percentage Change
Less than \$10,000	5,450	8.75%	4,310	8.16%	1,140	26.45%
\$10,000 - \$14,999	3,394	5.45%	2,798	5.30%	596	21.30%
\$15,000 - \$24,999	6,098	9.79%	6,068	11.49%	30	0.49%
\$25,000 - \$34,999	6,705	10.76%	7,158	13.56%	(453)	-6.33%
\$35,000 - \$49,999	8,932	14.33%	8,356	15.83%	576	6.89%
\$50,000 - \$74,999	11,465	18.40%	8,417	15.94%	3,048	36.21%
\$75,000 - \$99,999	7,690	12.34%	6,047	11.45%	1,643	27.17%
\$100,000 - \$149,999	6,669	10.70%	4,774	9.04%	1,895	39.69%
\$150,000 - \$199,999	2,658	4.27%	1,966	3.72%	692	35.20%
\$200,000 or More	3,250	5.22%	2,905	5.50%	345	11.88%
Total Households	62,311	100.00%	52,799	100.00%	9,512	18.02%
Median Income	\$ 50,720		\$ 45,304		\$ 5,416	11.95%

Source:

US Dept. of Commerce, Bureau of Economic Analysis
2012 American Community Survey, 1-Year Estimates
2005 American Community Survey

Note:

Data prior to 2005 was not available; other than the 2000 Census

STATE OF NEW MEXICO
SANTA FE COUNTY
EDUCATIONAL ATTAINMENT FOR POPULATION 25 YEARS AND OLDER
FOR THE LAST YEAR AND SEVEN YEARS PRIOR
(UNAUDITED)

Value	2012		2005		CHANGE	
	Number	Percentage of Total	Number	Percentage of Total	Number	Percentage Change
Less than 9th Grade	6,102	5.77%	6,220	6.41%	(118)	-1.90%
9th to 12th Grade, No Diploma	7,591	7.18%	5,944	6.12%	1,647	27.71%
High School Diploma or Equivalent	21,180	20.03%	23,189	23.89%	(2,009)	-8.66%
Some College, No Degree	23,046	21.80%	17,702	18.24%	5,344	30.19%
Associate's Degree	6,068	5.74%	4,492	4.63%	1,576	35.08%
Bachelor's Degree	21,502	20.34%	20,442	21.06%	1,060	5.19%
Graduate or Professional Degree	20,244	19.15%	19,069	19.65%	1,175	6.16%
Total	105,733		97,058		8,675	8.94%

Source:

US Dept. of Commerce, Bureau of Economic Analysis
2012 American Community Survey 1-Year Estimates
2005 American Community Survey

Note:

Data prior to 2005 was not available; other than the 2000 Census

STATE OF NEW MEXICO
SANTA FE COUNTY
SCHOOL ENROLLMENT FOR POPULATION 3 YEARS AND OLDER
FOR THE LAST YEAR AND SEVER YEARS PRIOR
(UNAUDITED)

Value	<u>2012</u>		<u>2005</u>		<u>CHANGE</u>	
	Number	Percentage of Total	Number	Percentage of Total	Number	Percentage Change
Nursery School/Preschool	1,591	4.58%	1,559	4.52%	32	2.05%
Kindergarten	2,606	7.50%	2,006	5.81%	600	29.91%
Elementary School (Grades 1-8)	13,186	37.97%	14,322	41.50%	(1,136)	-7.93%
High School (Grades 9-12)	6,464	18.61%	7,041	20.40%	(577)	-8.19%
College or Graduate School	10,878	31.33%	9,581	27.76%	1,297	13.54%
Total	<u>34,725</u>		<u>34,509</u>		<u>216</u>	<u>0.63%</u>

Source:

US Dept. of Commerce, Bureau of Economic Analysis
2012 American Community Survey 1-Year Estimates
2005 American Community Survey

Note:

Data prior to 2005 was not available; other than the 2000 Census

STATE OF NEW MEXICO
SANTA FE COUNTY
POPULATION BY AGE GROUP
FOR THE LAST YEAR AND TEN YEARS PRIOR
(UNAUDITED)

Value	2012		2002		CHANGE	
	Number in Age group	Percentage of Total	Number in Age group	Percentage of Total	Number in Age group	Percentage Change
Under 5 Years Old	7,563	5.3%	8,079	6.01%	(516)	-6.39%
5 - 9 Years Old	9,619	4.8%	8,133	6.05%	1,486	18.27%
10 - 14 Years Old	7,492	6.5%	9,210	6.85%	(1,718)	-18.65%
15 - 19 Years Old	8,947	5.9%	9,378	6.97%	(431)	-4.60%
20 - 24 Years Old	7,021	5.8%	7,916	5.88%	(895)	-11.31%
25 - 34 Years Old	16,674	5.7%	16,784	12.48%	(110)	-0.66%
35 - 44 Years Old	17,912	6.6%	21,187	15.75%	(3,275)	-15.46%
45 - 54 Years Old	21,284	6.8%	23,423	17.41%	(2,139)	-9.13%
55 - 59 Years Old	11,107	9.0%	9,068	6.74%	2,039	22.49%
60 - 64 Years Old	13,523	7.9%	6,306	4.69%	7,217	114.45%
65 - 74 Years Old	15,956	6.2%	8,547	6.35%	7,409	86.69%
75 - 84 Years Old	6,302	2.4%	4,847	3.60%	1,455	30.02%
85 Years Old and Over	2,975	1.5%	1,647	1.22%	1,328	80.63%
Total	146,375	74.40%	134,525	100.00%	11,850	8.81%
Median Age	44.1		39.4		4.7	11.93%

Source:
US Dept. of Commerce, Bureau of Economic Analysis
American Community Survey

**STATE OF NEW MEXICO
SANTA FE COUNTY
OPERATING INDICATORS BY FUNCTION
LAST TEN FISCAL YEARS
(UNAUDITED)**

	2013	2012	2011	2010	2009	2008	2007	2006	2005	2004
FIRE										
Calls Received	6,686	7,170	7,676	6,731	5,973	5,225	NA	NA	NA	NA
Fire Responses	1,878	1,977	2,431	1,733	1,664	1,438	NA	NA	NA	NA
EMS Responses	4,808	5,193	5,245	4,998	4,309	3,787	NA	NA	NA	NA
Fire Inspections-Sprinkler/Fire Alarm	26 ^(d)	43	37	26	34	112	91	34	NA	NA
Fire Inspections-Developments	149 ^(d)	210	187	175	219	144	98	79	NA	NA
Fire Inspections-Commercial Business	23 ^(d)	49	40	41	32	69	80	32	NA	NA
SHERIFF										
Crime Reports	11,218	15,715	16,496	12,619	11,079	NA	NA	NA	NA	NA
Traffic Accidents	665	746	795	834	913	NA	NA	NA	NA	NA
DUI Arrests	117	187	302	251	350	NA	NA	NA	NA	NA
Total Sheriff Responses	52,012	62,583	53,678	53,399	52,682	NA	NA	NA	NA	NA
CORRECTIONS										
Number of Adult Bookings	10,513	10,615	9,858	10,114	9,965	9,592 ^(b)	NA	NA	NA	NA
Number of Adult Mandays	202,124	163,560	145,480	146,950	168,732	186,349	185,300	196,219	196,418	210,755
Number of Juvenile Mandays	6,577	8,244	8,355	9,484	7,108	17,074	20,815	24,906	25,344	13,167
RECC										
Number of Calls Answered		410,526	288,758	282,827	278,759	301,554	303,315	393,470	411,300 ^(c)	NA
Total Calls for Service (Personell Dispatched)		183,588	184,496	191,386	187,448	177,326	163,143	175,861	165,541 ^(c)	NA
RISK MANAGEMENT										
Worker's Compensation Claims Filed	71	92 ^(a)	NA	NA	NA	NA	NA	NA	NA	NA
FINANCE										
Warrants (Checks) Issued	14,901	14,575	14,685	15,713	16,846	16,042	16,154	15,324	14,490	14,468
Warrant/Check Runs	429	442	437	403	410	391	383	382	375	370
Invoices Paid	44,416	44,077	43,774	46,287	48,870	45,574	44,893	43,437	40,272	39,703
TREASURER										
Receipts Issued	152,940	153,985	159,306	150,188	149,418	143,242	152,126	153,178	135,146	123,569
LAND USE										
Code Enforcement Cases	118	127 ^(a)	NA	NA	NA	NA	NA	NA	NA	NA
Building Permits Issued	516	477	483	558	717	939	1,306	1,094	1,307	1,319
Active Business Licenses	3,571	3,583	3,854	1,885	1,834	1,801	1,780	1,646	1,553	1,498
FLEET MANAGEMENT										
Total Miles Driven in County Vehicles	1,934,214	2,467,894 ^(a)	NA	NA	NA	NA	NA	NA	NA	NA
SOLID WASTE										
Residential Refuse Permits Issued	6,693	8,677 ^(a)	NA	NA	NA	NA	NA	NA	NA	NA
Recycling Tons Collected	2,036	2,930 ^(a)	NA	NA	NA	NA	NA	NA	NA	NA

Source:
County Records from internal Departments/Divisions

Notes:
(a) Santa Fe County implemented Performance Based Budgeting criteria in FY 2012; numbers prior to this time were not tracked and are unavailable
(b) The Adult Facility was managed by an outside contractor with another computer system until October 2006; data not available prior to this time.
(c) RECC changed operations from a standalone entity to belonging under Santa Fe County in 2005; data not available prior to this time.
(d) Based on Calendar Year, not Fiscal Year

NA = Information not available

STATE OF NEW MEXICO
SANTA FE COUNTY
OPERATING INDICATORS BY FUNCTION (CASH BASIS)
LAST NINE FISCAL YEARS
(UNAUDITED)

	2013	2012	2011	2010	2009	2008	2007	2006	2005
FINANCIAL ADMINISTRATION ^(a)	7,004,125	5,441,786	5,329,673	4,981,687	4,868,689	4,430,800	3,586,031	3,391,928	2,985,214
CENTRAL ADMINISTRATION ^(b)	5,612,798	5,604,779	6,042,264	8,039,704	8,689,856	7,263,386	7,322,425	4,929,949	5,215,804
INFORMATION TECHNOLOGY/GIS	2,601,679	2,011,787	2,058,957	2,355,784	2,856,141	2,804,415	2,114,774	1,578,388	1,600,199
ECONOMIC DEVELOPMENT	423,482	350,420	137,481	-	-	-	-	-	-
FIRE	13,826,633	13,980,841	11,475,557	10,643,459	9,836,766	7,437,885	8,335,168	6,242,817	4,636,162
POLICE	11,913,324	10,925,494	9,989,594	10,976,859	11,174,472	10,380,029	7,018,302	7,421,200	6,941,396
PUBLIC WELFARE	3,939,767	5,172,672	1,257,859	3,395,820	5,782,517	7,175,576	2,110,734	6,348,765	8,932,254
JUDICIAL AND LEGAL	20,342,550	18,145,460	11,138,047	4,891,116	10,582,766	6,244,066	1,440,358	758,079	574,751
CORRECTIONAL INSTITUTIONS	15,762,268	12,714,582	12,600,928	14,898,361	16,631,043	15,328,923	14,046,290	14,418,783	11,870,701
OTHER CORRECTIONS	855,467	785,239	942,964	103,358	1,086,738	1,202,663	1,321,787	1,371,674	1,499,970
HEALTH/HOSPITALS	3,683,409	4,068,551	9,255,830	4,788,656	4,782,558	5,425,674	13,881,107	7,728,464	2,149,846
LIBRARIES	139,106	96,821	55,740	46,451	221,413	189,275	36,913	17,455	61,212
EDUCATION	-	8,992	61,855	337,831	327,714	231,316	62,525	13,611	-
PARKS AND OTHER RECREATION	4,762,431	3,830,298	3,057,121	3,858,687	8,924,127	1,565,177	3,967,624	1,501,731	1,867,086
NATURAL RESOURCES	360,807	341,888	340,679	7,205,329	166,079	106,870	471,275	183,789	8,386
HOUSING AND COMMUNITY DEVELOPMENT	4,215,624	6,205,261	13,272,551	3,699,962	3,982,021	4,889,328	3,896,412	2,896,675	3,542,267
SOLID WASTE MANAGEMENT	2,068,650	3,031,875	1,616,175	1,952,419	2,461,138	1,920,514	1,539,364	1,442,506	1,520,355
SEWERAGE	369,082	359,619	754,845	1,186,578	252,146	446,149	248,900	288,103	228,756
WATER SUPPLY SYSTEM	5,298,532	5,220,024	21,372,103	54,178,097	29,064,431	19,249,027	1,885,468	8,300,724	753,771
GENERAL PUBLIC BUILDINGS	2,550,608	3,545,176	3,796,368	5,246,285	8,891,763	18,947,463	3,256,788	5,409,704	1,919,580
HIGHWAYS	10,230,963	8,893,611	8,565,903	12,370,559	13,521,652	6,241,510	9,880,076	8,062,441	6,388,690
TRANSIT OR BUS SYSTEM	3,993,667	3,971,276	3,834,023	398,139	120,000	100,000	-	-	-
FICA FOR EMPLOYEES	2,613,633	2,561,994	2,556,044	2,720,261	2,645,283	2,358,462	1,968,391	1,726,480	1,304,558
RETIREMENT FOR EMPLOYEES	8,251,619	7,957,599	7,995,104	8,258,952	8,073,642	7,214,778	5,418,126	5,078,978	3,914,451
INSURANCE/JUDGEMENTS/SETTLEMENTS	1,817,558	1,600,630	4,704,178	478,933	7,220	5,498,785	84,457	2,206,506	3,088,990

Source:

Information from County Records provided to the US Census Bureau for their Annual Survey of County, Municipal, and Township Government Finance Survey

Notes:

(a) Includes Finance, Treasurer, Tax Collections, and Purchasing

(b) Includes the County Commission, Manager, Clerk's Office, Zoning and Personnel

**STATE OF NEW MEXICO
SANTA FE COUNTY
CAPITAL ASSETS BY FUNCTION
LAST TEN FISCAL YEARS
(UNAUDITED)**

	<u>2013</u>	<u>2012</u>	<u>2011</u>	<u>2010</u>	<u>2009</u>	<u>2008</u>	<u>2007</u>	<u>2006</u>	<u>2005</u>	<u>2004</u>
SHERIFF										
Sheriff Vehicle Units	149	130	145	147	154	NA	NA	NA	NA	NA
FIRE										
Fire Stations	31	30	30	29	29	28	28	28	28	28
Fire Vehicles	183	200	178	176	NA	NA	NA	NA	NA	NA
PUBLIC WORKS										
County Maintained Road (Miles)	580.2	575.8	574.3	573.8	576.0	575.3	581.2	582.6	582.4	591.6
OPEN SPACE										
Trails (Number of)	15	14	12	11	11	11	10	8	7	7
Trails (Miles)	46.4	43.4	39.5	37.5	37.5	37.5	36.5	28.5	28.5	28.5
Parks (Number of)	14	14	12	11	10	11	11	11	11	11
Parks (Acres)	45.6	45.6	42.2	41.2	41.0	41.0	41.0	41.0	41.0	41.0
Open Space (Acres)	6,457.8	6,457.8	6,403.4	6,232.2	6,231.3	5,931.3	5,931.3	4,467.2	4,212.4	3,979.8
COMMUNITY SERVICES										
Community Centers Alone (Number of)	3	3	3	2	2	1	1	1	1	1
Senior Centers Alone (Number of)	1	1	1	1	1	1	-	-	-	-
Community/Senior Centers (Number of)	6	5	5	5	5	5	5	5	5	5

Source:
County Records from Departments

Notes:
NA = Information not available

OTHER SUPPLEMENTARY INFORMATION

**STATE OF NEW MEXICO
SANTA FE COUNTY
SCHEDULE OF RECONCILIATION OF TAX RECEIPTS, DISBURSEMENTS,
AND PROPERTY TAX RECEIVABLE
YEAR ENDED JUNE 30, 2013**

Property taxes receivable, beginning of year	\$ 17,221,779
Changes to Tax Roll:	
Net taxes charged to treasurer for fiscal year	148,323,163
Adjustments:	
Increases in taxes receivable	1,296,543
Charge off of taxes receivable	<u>(1,548,634)</u>
Total receivables prior to collections	165,292,851
Collections for fiscal year ended June 30, 2013	<u>(148,942,016)</u>
Property taxes receivable, end of year	<u>\$ 16,350,835</u>

Property taxes receivable as of year end,	
Property taxes receivable by year:	
2003	\$ 159,610
2004	183,580
2005	267,734
2006	424,122
2007	629,986
2008	806,558
2009	1,306,912
2010	2,036,546
2011	3,212,521
2012	<u>7,323,266</u>
Total taxes receivable	<u>\$ 16,350,835</u>

Distribution of collected property taxes:	
Santa Fe County	\$ 57,223,474
State of New Mexico	9,423,238
Edgewood Soil and Water Conservation	151,457
City of Santa Fe	8,063,896
City of Espanola	161,607
School Districts	49,628,322
Santa Fe Community College	21,965,421
Santa Fe Charter Schools	1,313,969
Eldorado Water and Sanitation	988,594
Livestock Board	14,871
Rancho Viejo Improvement District	<u>7,168</u>
Total tax distribution	<u>\$ 148,942,017</u>

Property taxes receivable distribution:	
Santa Fe County	\$ 6,976,938
State of New Mexico	956,616
Edgewood Soil and Water Conservation	23,050
City of Santa Fe	765,325
City of Espanola	37,764
School Districts	5,267,016
Santa Fe Community College	2,218,678
Santa Fe Charter Schools	60,768
Eldorado Water and Sanitation	31,342
Livestock Board	13,282
Rancho Viejo Improvement District	<u>56</u>
Total tax distribution	<u>\$ 16,350,835</u>

**STATE OF NEW MEXICO
SANTA FE COUNTY
PROPERTY TAX SCHEDULE
FOR THE YEAR ENDED JUNE 30, 2013**

AGENCY	Property Tax Levied	Collected in Current Year	Collected to Date	Distributed in Current Year	Distributed To Date	Undistributed at Year End	County Receivable at Year End
State of New Mexico:							
State Debt							
2003-2011	\$ 66,563,224	482,933	66,038,069	442,629	65,997,765	40,304	525,155
2012	9,371,766	8,940,305	8,940,305	8,789,878	8,789,878	150,427	431,461
Total	75,934,990	9,423,238	74,978,374	9,232,507	74,787,643	190,731	956,616
Livestock Board							
2003-2011	119,101	1,588	108,041	1,587	108,040	1	11,060
2012	15,505	13,283	13,283	13,162	13,162	121	2,222
Livestock Board	134,606	14,871	121,324	14,749	121,202	122	13,282
Total State of New Mexico	\$ 76,069,596	9,438,109	75,099,698	9,247,256	74,908,845	190,853	969,898
Santa Fe County:							
Operational							
2003-2011	\$ 316,106,715	2,748,444	312,936,588	2,499,517	312,687,661	248,927	3,170,127
2012	45,598,536	43,037,099	43,037,099	42,222,014	42,222,014	815,085	2,561,437
Total	361,705,251	45,785,543	355,973,687	44,721,531	354,909,675	1,064,012	5,731,564
Debt Service							
2003-2011	90,645,037	656,931	89,919,956	602,928	89,865,954	54,002	725,081
2012	11,301,293	10,781,000	10,781,000	10,599,601	10,599,601	181,399	520,293
Total	101,946,330	11,437,931	100,700,956	11,202,529	100,465,555	235,401	1,245,374
Total Santa Fe County	\$ 463,651,581	57,223,474	456,674,643	55,924,060	455,375,230	1,299,413	6,976,938
Municipalities:							
City of Santa Fe							
2003-2011	\$ 42,172,841	405,317	41,803,631	368,446	41,766,761	36,870	369,210
2012	8,054,694	7,658,579	7,658,579	7,523,841	7,523,841	134,738	396,115
Total	50,227,535	8,063,896	49,462,210	7,892,287	49,290,602	171,608	765,325
City of Espanola							
2003-2011	1,151,730	8,947	1,130,997	8,675	1,130,725	272	20,733
2012	169,691	152,660	152,660	151,191	151,191	1,469	17,031
Total	1,321,421	161,607	1,283,657	159,866	1,281,916	1,741	37,764
Total Municipalities	\$ 51,548,956	8,225,503	50,745,867	8,052,153	50,572,518	173,349	803,089
School Districts:							
Santa Fe Schools							
2003-2011	\$ 340,191,762	2,249,664	337,785,850	2,061,956	337,598,143	187,707	2,405,912
2012	43,945,487	41,979,986	41,979,986	41,265,265	41,265,265	714,721	1,965,501
Total	384,137,249	44,229,650	379,765,836	43,327,221	378,863,408	902,428	4,371,413
Espanola Schools							
2003-2011	5,797,782	65,914	5,656,270	60,790	5,651,146	5,124	141,512
2012	613,035	547,226	547,226	535,272	535,272	11,954	65,809
Total	6,410,817	613,140	6,203,496	596,062	6,186,418	17,078	207,321
Pojoaque Schools							
2003-2011	16,038,494	202,371	15,836,767	179,141	15,813,537	23,230	201,727
2012	2,130,005	1,985,917	1,985,917	1,950,224	1,950,224	35,693	144,088
Total	18,168,499	2,188,288	17,822,684	2,129,365	17,763,761	58,923	345,815
Moriarty Schools							
2003-2011	18,760,866	160,993	18,544,111	157,731	18,540,849	3,262	216,755
2012	2,561,963	2,436,251	2,436,251	2,408,352	2,408,352	27,899	125,712
Total	21,322,829	2,597,244	20,980,362	2,566,083	20,949,201	31,161	342,467
Santa Fe Community College							
2003-2011	161,834,480	1,121,047	160,621,030	1,026,035	160,526,018	95,012	1,213,450
2012	21,849,602	20,844,374	20,844,374	20,483,823	20,483,823	360,551	1,005,228
Total	183,684,082	21,965,421	181,465,404	21,509,858	181,009,841	455,563	2,218,678
Santa Fe Charter Schools							
2003-2011	-	-	-	-	-	-	-
2012	1,374,737	1,313,969	1,313,969	1,291,743	1,291,744	22,225	60,768
Total	1,374,737	1,313,969	1,313,969	1,291,743	1,291,744	22,225	60,768
Total School Districts	\$ 615,098,213	72,907,712	607,551,751	71,420,332	606,064,373	1,487,378	7,546,462
Special Districts:							
Edgewood Soil & Water Conservation							
2003-2011	\$ 1,156,250	11,140	1,140,730	11,229	1,140,819	(89)	15,520
2012	147,847	140,317	140,317	138,607	138,607	1,710	7,530
Total	1,304,097	151,457	1,281,047	149,836	1,279,426	1,621	23,050
Eldorado Water & Sanitation							
2003-2011	7,430,839	26,112	7,419,568	25,621	7,419,077	491	11,271
2012	982,553	962,482	962,482	951,456	951,456	11,026	20,071
Total	8,413,392	988,594	8,382,050	977,077	8,370,533	11,517	31,342
Rancho Viejo Improvement District							
2003-2011	2,729,753	7,168	2,729,697	7,168	2,729,697	-	56
2012	-	-	-	-	-	-	-
Total	2,729,753	7,168	2,729,697	7,168	2,729,697	-	56
Total Special Districts	\$ 12,447,242	1,147,219	12,392,794	1,134,081	12,379,656	13,138	54,448
Grand Total	\$ 1,218,815,588	148,942,017	1,202,464,753	145,777,882	1,199,300,622	3,164,131	16,350,835

**STATE OF NEW MEXICO
SANTA FE COUNTY
SCHEDULE OF JOINT POWERS AGREEMENTS AND MEMORANDUMS OF UNDERSTANDING**

Other Participant(s)	Contract Number	Summarized Description	Beginning Date	Ending Date	Estimated Amount of Project	Santa Fe County's Current Year Contribution	Other Participant's Current Year Contribution	Audit Responsibility
200 West Devargas Street Association	2013-0367-PW/PL	Parking Spaces	5/31/2013	6/30/2018	\$60,000.00	\$ -	\$ -	Each Responsible
Accountable Healthcare Staffing Inc.	2013-0013-CORR/MS	Temporary Nursing Services	6/25/2012	6/30/2013	Unspecified	\$ -	\$ -	Each Responsible
City of Espanola	2013-0189-HHSD/SS	Library Operations	10/23/2012	6/30/2013	\$25,000.00			Each Responsible
City of Santa Fe	2013-0339-CORR/GG	Day Report Program	5/6/2013	6/30/2013	\$37,500.00	\$ -	\$ -	Santa Fe County
City of Santa Fe	2013-0004-FD/MS	Rodeo de Santa Fe Economic Project	8/17/2012	6/30/2013	\$19,000.00	\$ 19,000.00	\$ -	Each Responsible
City of Santa Fe	2013-0071-CORR/SS	Court Reporting	7/3/2012	12/31/2012	\$37,500.00	\$ -	\$ -	Each Responsible
City of Santa Fe	2013-0187-MG/BT	Parking	10/23/2012	6/30/2013	\$398,800.00	\$ -	\$ -	Each Responsible
City of Santa Fe	2013-0190-HHSD/SS	Public Library	10/23/2012	6/30/2013	\$25,000.00	\$ 25,000.00	\$ -	Each Responsible
City of Santa Fe	2013-0247-OS/PL	Right of Way Camino Carlos Rael	12/28/2012	6/30/2017	Unspecified	\$ -	\$ -	Each Responsible
City of Santa Fe	2013-0294-HHSD/PL	Farm to Table	3/12/2013	6/30/2013	\$8,500.00	\$ -	\$ -	Each Responsible
City of Santa Fe	2013-0348-CMO/BT	Parking	5/17/2013	6/30/2015	\$109,320.00	\$ -	\$ -	Each Responsible
City of Santa Fe	2013-0344-OS/MS	Santa Fe Conservation Trust for La Piedra Trail	5/14/2013	8/30/2013	\$25,000.00	\$ -	\$ -	Each Responsible
City of Santa Fe	2013-0201-PW/BT	Santa Fe Fairgrounds	10/31/2012	6/30/2013	Unspecified	\$ -	\$ -	Each Responsible
City of Espanola, County of Los Alamos, Pueblo of Pojoaque, County of Rio Arriba, Pueblo of San Ildefonso, Pueblo of Ohkay Owingeh, Pueblo of Santa Clara, City of Santa Fe, County of Taos & Pueblo of Tesuque	2013-0079-MG/BT	RTD- Ratification of Intergovernmental Contract	7/12/2012	Upon Completion	Unspecified	\$ -	\$ -	Each Responsible
Cooperating Agency Of Pojoaque Water System	2013-0226-MG/SS	Reliable Drinking Water	11/30/2012	Upon Completion	Unspecified	\$ -	\$ -	Each Responsible
District of New Mexico (51) US Marshals	2013-0323-SO/GG	Joint Law Enforcement Operations Program Guidance	10/9/2012	9/30/2013	\$6,000.00	\$ -	\$ -	Each Responsible
Eldorado Area Water & Sanitation District	2013-0169-PW/SS	Water Services	9/28/2012	Perpetual	Unspecified	\$ -	\$ -	Each Responsible
Eldorado Community Improvement Association	2013-0349-PW/IC	Maintenance Agreement with ECIA for multi-use path	5/16/2013	Upon Completion	Unspecified	\$ -	\$ -	Each Responsible
Greater Glorieta Regional Mutual Domestic Water Consumers & Sewage Works Association	2013-0135-UT/SS	Maintenance of Glorieta Village and Region	8/15/2012	Upon Completion	\$793,041.00	\$ 424,759.00	\$ -	Each Responsible
Los Alamos County	2013-0181-FD/SS	Emergency Transport Services	10/1/2012	10/15/2015	Reimbursement	\$ -	\$ -	Each Responsible
NM Adult Detention Professional Standards Council	2013-0160-CORR/SS	Accredit Status with NMADPS	9/14/2012	Upon Completion	\$2,500.00	\$ -	\$ -	Each Responsible
NM Department of Cultural Affairs/OAS	2013-0325-PW/MS	Archaeological Services for Torcibo Loop	4/19/2013	Upon Completion	\$54,482.23	\$ -	\$ -	Each Responsible
NM Department of Cultural Affairs/Office of Archaeological Studies	2013-0140-PFD/SS	Archaeological Testing for 1st Judicial Court	8/22/2012	12/31/2012	\$55,620.07	\$ 1,848.91	\$ -	Each Responsible
Pojoaque Valley Schools	2013-0368-PW/PL	Pojoaque Recreation Field	6/3/2013	6/3/2015	\$225,000.00	\$ -	\$ -	Each Responsible
Santa Fe Public Schools	2013-0012-TC/SS	Truancy Program	6/22/2012	6/30/2013	\$25,000.00	\$ -	\$ -	Each Responsible
State of New Mexico	2013-0356-PW/IC	New Energy Economy Solar Project	5/22/2013	12/31/2013	\$25,000.00	\$ -	\$ -	Each Responsible
Town of Edgewood	2013-0191-HHSD/SS	Library Services	10/23/2012	6/30/2013	\$25,000.00	\$ -	\$ -	Each Responsible
US Department of Interior/NM Bureau of Land Management	2013-0350-GM/GG	Mid- American Pipeline Project	4/16/2013	Upon Completion	Unspecified	\$ -	\$ -	Each Responsible
Vista Grande Public Library	2013-0188-HHSD/SS	Library Services	10/23/2012	6/30/2013	\$13,395.94	\$ 13,395.94	\$ -	Santa Fe County

STATE OF NEW MEXICO
SANTA FE COUNTY
SCHEDULE OF DEPOSIT AND INVESTMENT ACCOUNTS
JUNE 30, 2013

Account Type	Total Deposits with bank	Reconciling Items	Reconciled Balance
Bank of Albuquerque	\$ 1,653,432	\$ -	\$ 1,653,432
BNY Western Trust	11,127,352	-	11,127,352
Charles Schwab International	FFCB 929,329	-	929,329
Charles Schwab International	FHLB 5,590,303	-	5,590,303
Charles Schwab International	FHLMC 4,032,798	-	4,032,798
Charles Schwab International	FNMA 12,463,661	-	12,463,661
Charles Schwab International	FICO 5,090,970	-	5,090,970
Charles Schwab International	Money Market 16,159,160	-	16,159,160
Charles Schwab International	Treasury Bill 21,498,087	-	21,498,087
Charles Schwab International	Treasury Note 8,225,130	-	8,225,130
Community Bank	Certificate of Deposit 250,000	-	250,000
Guadalupe Credit Union	Certificate of Deposit 250,000	-	250,000
First National Bank of Santa Fe	Money Market 3,007,405	-	3,007,405
First National Bank of Santa Fe	Certificate of Deposit 5,000,000	-	5,000,000
Los Alamos National Bank	Certificate of Deposit 6,500,000	-	6,500,000
Los Alamos National Bank	Checking 6,534,443	-	6,534,443
Los Alamos National Bank	Premium NOW 24,111,505	(4,998,295)	19,113,210
Los Alamos National Bank	Savings 26,828,119	-	26,828,119
Morgan Keegan	FNMA 1,000,000	-	1,000,000
Morgan Keegan	FHLMC 3,996,790	-	3,996,790
Mutual Securities	FHLB 9,000,000	-	9,000,000
Mutual Securities	FHLMC 6,498,230	-	6,498,230
Mutual Securities	FNMA 7,492,540	-	7,492,540
Mutual Securities	FFCB 3,000,000	-	3,000,000
New Mexico Bank and Trust	Certificate of Deposit 248,000	-	248,000
NM State Investment Pool	State Treasurer LGIP 53,509	-	53,509
Shearson	FHLB 9,112,903	-	9,112,903
Shearson	FNMA 3,000,000	-	3,000,000
Shearson	FFCB 3,000,000	-	3,000,000
Washington Federal	Certificate of Deposit 250,000	-	250,000
Wells Fargo	Certificate of Deposit 2,890,000	-	2,890,000
Wells Fargo	FNMA 998,630	-	998,630
West LB	Repurchase Agreement 425,905	-	425,905
	<u>\$ 210,218,201</u>	<u>\$ (4,998,295)</u>	<u>\$ 205,219,906</u>

**STATE OF NEW MEXICO
SANTA FE COUNTY
SCHEDULE OF PLEDGED COLLATERAL
JUNE 30, 2013**

	Community Bank	Washington Federal	New Mexico Bank & Trust	Guadalupe Credit Union	First National Bank of Santa Fe	Los Alamos National Bank	West LB
Bank Accounts:							
Checking accounts	\$ -	\$ -	\$ -	\$ -	\$ 3,007,405	\$ 30,645,948	\$ -
Savings accounts	-	-	-	-	-	26,828,119	-
Certificates of deposit	250,000	250,000	248,000	250,000	5,000,000	6,500,000	-
Repurchase agreements	-	-	-	-	-	-	425,905
Total amount of deposits	<u>250,000</u>	<u>250,000</u>	<u>248,000</u>	<u>250,000</u>	<u>8,007,405</u>	<u>63,974,067</u>	<u>425,905</u>
Less: FDIC coverage	<u>250,000</u>	<u>250,000</u>	<u>248,000</u>	<u>250,000</u>	<u>500,000</u>	<u>500,000</u>	<u>-</u>
Total uninsured public funds	<u>-</u>	<u>-</u>	<u>-</u>	<u>-</u>	<u>7,507,405</u>	<u>63,474,067</u>	<u>425,905</u>
Collateral requirements (Per 6-10-10 & 6-10-17, NMSA 1978):							
50% of uninsured time and demand accounts	-	-	-	-	3,753,703	31,737,034	-
Total collateral required	<u>-</u>	<u>-</u>	<u>-</u>	<u>-</u>	<u>3,753,703</u>	<u>31,737,034</u>	<u>-</u>
Collateral requirements (Per 6-10-10(H), NMSA 1978):							
102% of uninsured time and demand accounts	-	-	-	-	-	-	434,423
Total collateral required	<u>-</u>	<u>-</u>	<u>-</u>	<u>-</u>	<u>-</u>	<u>-</u>	<u>434,423</u>
Pledged collateral:							
FHLMC, matures 5/01/27, CUSIP 3128MMPU1	-	-	-	-	4,333,295	-	-
FHLB of Dallas, letter of credit number 2647001222, expires 12/10/2013	-	-	-	-	-	20,000,000	-
FHLB of Dallas, letter of credit number 2948000790, expires 5/09/2014	-	-	-	-	-	35,000,000	-
FHLB of Dallas, matures 8/16/2013, CUSIP 313385KM7	-	-	-	-	-	7,498,730	-
FHLB of Dallas, matures 8/21/2013, CUSIP 313385KS4	-	-	-	-	-	8,999,190	-
FHLB of Dallas, matures 11/13/2013, CUSIP 313385PE0	-	-	-	-	-	3,499,790	-
FFCB of Dallas, matures 10/15/2015, CUSIP 3133ECL93	-	-	-	-	-	2,479,916	-
FHLMC of Dallas, matures 9/20/2016, CUSIP 3134G32D1	-	-	-	-	-	494,032	-
FHLB, matures 9/11/2015, CUSIP 313370JB5	-	-	-	-	-	1,026,769	-
FNMA, matures 10/25/2017, CUSIP 3136G0N72	-	-	-	-	-	4,912,711	-
MBS, GNMA, matures 10/16/2033, CUSIP 38374CH20	-	-	-	-	-	-	400,228
MBS, GNMA, matures 6/16/2035, CUSIP 38374LFZ9	-	-	-	-	-	-	14,929
MBS, GNMA, matures 8/16/2035, CUSIP 38374LV40	-	-	-	-	-	-	30,179
Total collateral	<u>-</u>	<u>-</u>	<u>-</u>	<u>-</u>	<u>4,333,295</u>	<u>83,911,138</u>	<u>445,336</u>
Over / (under) secured	<u>\$ -</u>	<u>\$ -</u>	<u>\$ -</u>	<u>\$ -</u>	<u>\$ 579,592.00</u>	<u>\$ 52,174,104</u>	<u>\$ 10,913</u>
Custodial Credit Risk:							
Insured	\$ 250,000	\$ 250,000	\$ 248,000	\$ 250,000	\$ 500,000	\$ 500,000	\$ -
Collateralized with securities held by pledging financial institution's trust department	-	-	-	-	4,333,295	63,474,067	425,905
Uninsured and uncollateralized	-	-	-	-	3,174,110	-	-
Total deposits	<u>\$ 250,000</u>	<u>\$ 250,000</u>	<u>\$ 248,000</u>	<u>\$ 250,000</u>	<u>\$ 8,007,405</u>	<u>\$ 63,974,067</u>	<u>\$ 425,905</u>
Location of collateral:							
Wells Fargo Bank, Minneapolis, MN							
Los Alamos National Bank, Los Alamos, NM							

STATE OF NEW MEXICO
SANTA FE COUNTY
FINANCIAL DATA SCHEDULE
JUNE 30, 2013

FDS Line Item No.	Low Rent Public Housing	Housing Choice Voucher	CFP Programs	Home Sales	Total
ASSETS					
Current assets:					
111.0	\$ 580,811	\$ 343,006	\$ -	\$ 4,027,983	\$ 4,951,800
113.0	57,698	323,118	-	-	380,816
114.0	122,965	-	-	-	122,965
115.0	-	-	-	-	-
122.0	-	-	-	-	-
125.0	-	-	-	164,842	164,842
126.0	23,327	-	-	-	23,327
126.1	(5,950)	-	-	-	(5,950)
142.0	1,658	-	-	-	1,658
145.0	-	-	-	358,852	358,852
150.0	<u>780,509</u>	<u>666,124</u>	<u>-</u>	<u>4,551,677</u>	<u>5,998,310</u>
Non-current assets:					
161.0	725,205	-	-	-	725,205
162.0	7,836,345	-	-	-	7,836,345
164.0	404,898	-	-	-	404,898
166.0	<u>(3,176,679)</u>	<u>-</u>	<u>-</u>	<u>-</u>	<u>(3,176,679)</u>
160.0	5,789,769	-	-	-	5,789,769
171.0	-	-	-	-	-
180.0	<u>5,789,769</u>	<u>-</u>	<u>-</u>	<u>-</u>	<u>5,789,769</u>
190.0	<u>\$ 6,570,278</u>	<u>\$ 666,124</u>	<u>\$ -</u>	<u>\$ 4,551,677</u>	<u>\$ 11,788,079</u>
LIABILITIES					
Current liabilities:					
312.0	\$ 6,020	\$ -	\$ -	\$ 75,011	\$ 81,031
321.0	23,610	10,251	-	-	33,861
341.0	122,965	-	-	-	122,965
342.0	758	-	-	-	758
345.0	-	112,854	-	-	112,854
346.0	-	7,796	-	-	7,796
310.0	<u>153,353</u>	<u>130,901</u>	<u>-</u>	<u>75,011</u>	<u>359,265</u>
350.0	-	-	-	-	-
300.0	<u>\$ 153,353</u>	<u>\$ 130,901</u>	<u>\$ -</u>	<u>\$ 75,011</u>	<u>\$ 359,265</u>
EQUITY					
508.1	\$ 5,789,769	\$ -	\$ -	\$ -	\$ 5,789,769
511.1	-	210,264	-	-	210,264
512.1	627,156	324,959	-	4,476,666	5,428,781
513.0	<u>6,416,925</u>	<u>535,223</u>	<u>-</u>	<u>4,476,666</u>	<u>11,428,814</u>
600.0	<u>\$ 6,570,278</u>	<u>\$ 666,124</u>	<u>\$ -</u>	<u>\$ 4,551,677</u>	<u>\$ 11,788,079</u>

STATE OF NEW MEXICO
SANTA FE COUNTY
FINANCIAL DATA SCHEDULE
JUNE 30, 2013
(CONTINUED)

FDS Line Item No.	Low Rent Public Housing	Housing Choice Voucher	CFP Programs	Home Sales	Total
OPERATING REVENUES					
70300	\$ 416,085	\$ -	\$ -	\$ -	\$ 416,085
70600	423,198	1,922,580	334,924	-	2,680,702
70610	-	-	-	-	-
71100	17,226	1,093	-	-	18,319
71400	-	8,302	-	-	8,302
71500	9,660	60,441	-	-	70,101
70000	<u>866,169</u>	<u>1,992,416</u>	<u>334,924</u>	<u>-</u>	<u>3,193,509</u>
EXPENSES					
Administrative:					
91100	\$ 83,988	\$ 56,302	\$ 30,881	\$ 6,633	\$ 177,804
91200	14,000	7,000	-	-	21,000
91500	33,587	35,326	14,464	2,525	85,902
91600	6,748	1,128	-	-	7,876
91800	49	-	1,110	-	1,159
Tenant services:					
91900	-	-	-	12,168	12,168
92100	104,389	124,743	-	-	229,132
92300	66,492	40,346	-	-	106,838
Utilities:					
93100	50,325	970	-	2,264	53,559
93200	20,496	2,288	-	720	23,504
93300	8,282	744	-	2,067	11,093
93800	42,068	-	-	951	43,019
Ordinary maintenance and operations:					
94100	169,947	-	-	-	169,947
94200	11,447	32,717	58,646	-	102,810
94300	194,109	-	227,253	229,445	650,807
94500	89,450	-	-	-	89,450
General expenses:					
96100	24,547	-	-	-	24,547
96200	24,826	-	2,570	-	27,396
96400	-	-	-	-	-
	<u>944,750</u>	<u>301,564</u>	<u>334,924</u>	<u>256,773</u>	<u>1,838,011</u>
97000	(78,581)	1,690,852	-	(256,773)	1,355,498
Non-operating expenses:					
97300	-	1,964,678	-	-	1,964,678
97350	-	51,886	-	-	51,886
97400	229,918	-	-	-	229,918
	<u>229,918</u>	<u>2,016,564</u>	<u>-</u>	<u>-</u>	<u>2,246,482</u>
90000	<u>1,174,668</u>	<u>2,318,128</u>	<u>334,924</u>	<u>256,773</u>	<u>4,084,493</u>
10000	<u>\$ (308,499)</u>	<u>\$ (325,712)</u>	<u>\$ -</u>	<u>\$ (256,773)</u>	<u>\$ (890,984)</u>
MEMO ACCOUNT INFORMATION					
11030	\$ 6,725,424	\$ 860,935	\$ -	\$ 4,733,439	\$ 12,319,798
	-	-	-	-	-
11170	-	324,959	-	-	324,959
11180	-	210,264	-	-	210,264
11190	2,388	3,384	-	-	5,772
11210	2,278	3,315	-	-	5,593
11270	501,679	-	-	-	501,679
11620	-	-	-	-	-
11630	9,660	-	-	-	9,660

SINGLE AUDIT SECTION



Santa Fe Rail Trail

INDEPENDENT AUDITOR'S REPORT ON INTERNAL CONTROL OVER FINANCIAL REPORTING AND ON COMPLIANCE AND OTHER MATTERS BASED ON AN AUDIT OF FINANCIAL STATEMENTS PERFORMED IN ACCORDANCE WITH GOVERNMENT AUDITING STANDARDS

To the County Commission
Santa Fe County
and Mr. Hector H. Balderas
New Mexico State Auditor

We have audited, in accordance with the auditing standards generally accepted in the United States of America and the standards applicable to financial audits contained in *Government Auditing Standards* issued by the Comptroller General of the United States, the financial statements of the governmental activities, the business-type activities, each major fund, the aggregate remaining fund information, the budgetary comparisons of the general fund and major special revenue funds of Santa Fe County ("County") as of and for the year ended June 30, 2013, and the related notes to the financial statements, which collectively comprise the County's basic financial statements, and the combining and individual funds and related budgetary comparisons of the County, presented as supplemental information, and have issued our report thereon dated November 14, 2013.

Internal Control Over Financial Reporting

In planning and performing our audit of the financial statements, we considered the County's internal control over financial reporting (internal control) to determine the audit procedures that are appropriate in the circumstances for the purpose of expressing our opinions on the financial statements, but not for the purpose of expressing an opinion on the effectiveness of the County's internal control. Accordingly, we do not express an opinion on the effectiveness of the County's internal control.

Our consideration of internal control was for the limited purpose described in the preceding paragraph and was not designed to identify all deficiencies in internal control that might be material weaknesses or significant deficiencies and therefore, material weaknesses or significant deficiencies may exist that were not identified. However, as described in the accompanying schedule of findings and questioned costs, we identified certain deficiencies in internal control that we consider to be material weaknesses and significant deficiencies.

A deficiency in internal control exists when the design or operation of a control does not allow management or employees, in the normal course of performing their assigned functions, to prevent, or detect and correct, misstatements on a timely basis. A *material weakness* is a deficiency, or a combination of deficiencies, in internal control such that there is a reasonable possibility that a material misstatement of the entity's financial statements will not be prevented, or detected and corrected on a timely basis. We consider the deficiency described in the accompanying schedule of findings and questioned costs to be a material weakness. 13-01.

A *significant deficiency* is a deficiency, or a combination of deficiencies, in internal control that is less severe than a material weakness, yet important enough to merit attention by those charged with governance. We consider the deficiency described in the accompanying schedule of findings and questioned costs to be a significant deficiency. 13-03.

Compliance and Other Matters

As part of obtaining reasonable assurance about whether the County's financial statements are free from material misstatement, we performed tests of its compliance with certain provisions of laws, regulations, contracts, and grant agreements, noncompliance with which could have a direct and material effect on the determination of financial statement amounts. However, providing an opinion on compliance with those provisions was not an objective of our audit, and accordingly, we do not express such an opinion. The results of our tests disclosed one instance of other matters that are required to be reported under *Government Auditing Standards* and which are described in the accompanying schedule of findings and questioned costs as item 13-02 and 13-09.

The County's Response to Findings

The County's responses to the findings identified in our audit are described in the accompanying schedule of findings and questioned costs. The county's responses were not subjected to the auditing procedures applied in the audit of the financial statements and, accordingly, we express no opinion on them.

Purpose of this Report

The purpose of this report is solely to describe the scope of our testing of internal control and compliance and the results of that testing, and not to provide an opinion on the effectiveness of the entity's internal control or on compliance. This report is an integral part of an audit performed in accordance with *Government Auditing Standards* in considering the County's internal control and compliance. Accordingly, this communication is not suitable for any other purpose.



Albuquerque, New Mexico

November 14, 2013

**INDEPENDENT AUDITOR'S REPORT ON COMPLIANCE FOR EACH MAJOR PROGRAM
AND ON INTERNAL CONTROL OVER COMPLIANCE REQUIRED BY OMB CIRCULAR A-133**

To the County Commission
Santa Fe County
and Mr. Hector H. Balderas
New Mexico State Auditor

Report on Compliance for Each Major Federal Program

We have audited Santa Fe County's ("County") compliance with the types of compliance requirements described in the *OMB Circular A-133 Compliance Supplement* that could have a direct and material effect on each of the County's major federal programs for the year ended June 30, 2013. The County's major federal programs are identified in the summary of auditor's results section of the accompanying schedule of findings and questioned costs.

Management's Responsibility

Management is responsible for compliance with the requirements of laws, regulations, contracts, and grants applicable to its federal programs.

Auditor's Responsibility

Our responsibility is to express an opinion on compliance for each of the County's major federal programs based on our audit of the types of compliance requirements referred to above. We conducted our audit of compliance in accordance with auditing standards generally accepted in the United States of America; the standards applicable to financial audits contained in *Government Auditing Standards*, issued by the Comptroller General of the United States; and OMB Circular A-133, *Audits of States, Local Governments, and Non-Profit Organizations*. Those standards and OMB Circular A-133 require that we plan and perform the audit to obtain reasonable assurance about whether noncompliance with the types of compliance requirements referred to above that could have a direct and material effect on a major federal program occurred. An audit includes examining, on a test basis, evidence about the County's compliance with those requirements and performing such other procedures as we considered necessary in the circumstances.

We believe that our audit provides a reasonable basis for our opinion on compliance for each major federal program. However, our audit does not provide a legal determination of the County's compliance.

Opinion on Each Major Federal Program

In our opinion, the County, complied, in all material respects, with the types of compliance requirements referred to above that could have a direct and material effect on each of its major federal programs for the year ended June 30, 2013.

Other Matters

The results of our auditing procedures disclosed instances of noncompliance, which are required to be reported in accordance with OMB Circular A-133 and which are described in the accompanying schedule of findings and questioned costs as items 13-04, 13-05, 13-06, 13-07, and 13-08. Our opinion on each major federal program is not modified with respect to these matters.

The County's response to the noncompliance findings identified in our audit is described in the accompanying schedule of findings and questioned costs. The County's response was not subjected to the auditing procedures applied in the audit of compliance and, accordingly, we express no opinion on the response.

Report on Internal Control Over Compliance

Management of the County is responsible for establishing and maintaining effective internal control over compliance with the types of compliance requirements referred to above. In planning and performing our audit of compliance, we considered the County's internal control over compliance with the types of requirements that could have a direct and material effect on each major federal program to determine the auditing procedures that are appropriate in the circumstances for the purpose of expressing an opinion on compliance for each major federal program and to test and report on internal control over compliance in accordance with OMB Circular A-133, but not for the purpose of expressing an opinion on the effectiveness of internal control over compliance. Accordingly, we do not express an opinion on the effectiveness of the County's internal control over compliance.

A deficiency in internal control over compliance exists when the design or operation of a control over compliance does not allow management or employees, in the normal course of performing their assigned functions, to prevent, or detect and correct, noncompliance with a type of compliance requirement of a federal program on a timely basis. *A material weakness in internal control over compliance* is a deficiency, or combination of deficiencies, in internal control over compliance, such that there is a reasonable possibility that material noncompliance with a type of compliance requirement of a federal program will not be prevented, or detected and corrected, on a timely basis. *A significant deficiency in internal control over compliance* is a deficiency, or a combination of deficiencies, in internal control over compliance with a type of compliance requirement of a federal program that is less severe than a material weakness in internal control over compliance, yet important enough to merit attention by those charged with governance.

Our consideration of internal control over compliance was for the limited purpose described in the first paragraph of this section and was not designed to identify all deficiencies in internal control over compliance that might be material weaknesses or significant deficiencies. We did not identify any deficiencies in internal control over compliance that we consider to be material weaknesses. However, material weaknesses may exist that have not been identified.

The purpose of this report on internal control over compliance is solely to describe the scope of our testing of internal control over compliance and the results of that testing based on the requirements of OMB Circular A-133. Accordingly, this report is not suitable for any other purpose.



Albuquerque, New Mexico
November 14, 2013

STATE OF NEW MEXICO
SANTA FE COUNTY
SCHEDULE OF EXPENDITURES OF FEDERAL AWARDS
YEAR ENDED JUNE 30, 2013

Federal Grantor/Pass-Through Grantor/Program Title	CFDA Number	Pass-Through Grantor's Number	Expenditures and Transfers	Total Expenditures and Transfers
<u>U.S. Department of Housing and Urban Development</u>				
Direct Programs:				
Public and Indian Housing	14.850	N/A		\$ 423,198
Section 8 Housing Choice Vouchers	14.871	N/A		1,922,579
Housing Choice Voucher Cluster:				
Public Housing Capital Fund (CFP) - 2010	14.872	N/A	26,178	
Public Housing Capital Fund (CFP) - 2011	14.872	N/A	217,961	
Public Housing Capital Fund (CFP) - 2012	14.872	N/A	94,083	
Housing Choice Voucher Cluster Total			<u>338,222</u>	
Total U.S. Department of Housing and Urban Development				<u>2,683,999</u>
<u>U.S. Department of Justice</u>				
JAG Program Cluster:				
Passed through United States Marshals Service:				
Edward Byrne Memorial Justice Assistance Grant Program	16.738	DPSJAG09SWIFT	7,447	
Passed through New Mexico Department of Public Safety:				
Edward Byrne Memorial Justice Assistance Grant Program	16.738	12-JAG-REGIII-SFY13	202,490	
JAG Program Cluster Total				<u>209,937</u>
Total U.S. Department of Justice				<u>209,937</u>
<u>U.S. Department of Interior</u>				
Direct Program:				
Water Conservation Field Services Program	15.530	N/A		45,936
Passed through New Mexico Association of Counties:				
Wildfire Risk Reduction	15.228	N/A		<u>60,729</u>
Total U.S. Department of Interior				<u>106,665</u>
<u>Executive Office of the President</u>				
Direct Program:				
High Intensity Drug Trafficking Areas Program	95.001	N/A		<u>318,675</u>
<u>U.S. Department of Energy</u>				
Direct Program:				
Energy Efficiency & Conservation Block Grant Program, Recovery Act	81.128	10SC005086		<u>156,345</u>
Total U.S. Department of Energy				<u>156,345</u>
<u>U.S. Department of Transportation</u>				
Passed through New Mexico Department of Transportation:				
Statewide Expanded Operation DWI-SEDWI	20.608	13-AL-64-P5 SFSO		10,195
Highway Planning and Construction Cluster:				
Highway Planning and Construction, Recovery Act	20.205	SB-NM05-001-(02)	4,768	
Highway Planning and Construction, Recovery Act	20.205	D13098/1	27,948	
Highway Planning and Construction Cluster Total			<u>32,716</u>	
Highway Safety Cluster:				
Alcohol Impaired Driving Counter Measures Incentive Grant I	20.601	12-AL-64-091	9,324	
Alcohol Impaired Driving Counter Measures Incentive Grant I	20.601	13-AL-64-091	28,391	
Highway Safety Cluster Total			<u>37,715</u>	
Total U.S. Department of Transportation				<u>80,626</u>
<u>U.S. Department of Agriculture</u>				
Direct Program:				
Collaborative Forest Restoration	10.679	N/A		40,255
Forrest Services Schools and Roads Cluster:				
Passed through Department of Finance:				
Forrest Services Schools and Roads - Grants to Counties	10.666	SRS Title I		63,395
Passed through New Mexico Energy, Minerals and Natural Resources Department:				
National Forest Foundation	10.682	10-521-2303-0046		
Child Nutrition Cluster:				
Passed through New Mexico Department of Education Student Nutrition:				
National School Lunch Program	10.555	N/A		<u>29,902</u>
Total U.S. Department of Agriculture				<u>133,552</u>
<u>U.S. Department of Health and Human Services</u>				
Aging Cluster:				
Passed through New Mexico Central Economic Community				
Nutrition Services	93.045	N/A	59,058	
Nutrition Services	93.045	N/A	53,496	
Nutrition Services Incentive Program	93.053	N/A	33,758	
Aging Cluster Total				<u>146,312</u>
<u>U.S. Department of Homeland Security</u>				
Direct Program:				
State Homeland Security Program	97.067	EMW-2011-SS-00094-S01		17,955
Passed through New Mexico Department of Public Safety:				
State Homeland Security Program	97.067	2009-SS-T9-30		99,066
Assistance to Firefighters Grant-SAFER	97.044	EMW-2009-FO-0022		123,008
Passed through State Fire Marshall - Hazardous Materials				
Fire Service Hazardous Materials Preparedness and Response	97.093	N/A		<u>10,751</u>
Total U.S. Department of Homeland Security				<u>250,780</u>
Total Expenditures of Federal Awards				<u>\$ 4,086,891</u>

**STATE OF NEW MEXICO
SANTA FE COUNTY
NOTES TO SCHEDULE OF EXPENDITURES OF FEDERAL AWARDS
YEAR ENDED JUNE 30, 2013**

NOTE 1 - BASIS OF PRESENTATION

The Schedule of Expenditures of Federal Awards includes the federal grant activity of Santa Fe County, New Mexico and is presented on the modified accrual basis of accounting. The information in this schedule is presented in accordance with the requirements of OMB Circular A-133, *Audits of States, Local Governments, and Non-Profit Organizations*. Some amounts presented in this schedule may differ from amounts presented in, or used in the preparation of the financial statements.

NOTE 2 - CATALOG OF FEDERAL DOMESTIC ASSISTANCE (CFDA) NUMBERS

The program titles and CFDA numbers were obtained from the federal or pass-through grantor or the 2013 *Catalog of Federal Domestic Assistance*.

**STATE OF NEW MEXICO
SANTA FE COUNTY
SCHEDULE OF FINDINGS AND QUESTIONED COSTS
Year Ended June 30, 2013**

A. SUMMARY OF AUDITORS' RESULTS

Financial Statements

Type of auditors' report issued Unmodified

Internal control over financial reporting:

- Material weakness(es) identified? x Yes No
- Significant deficiency identified that are not considered to be material weakness(es)? x Yes None Reported

Non-compliance material to financial statements noted? Yes x No

Federal Awards

Internal control over major programs:

- Material weakness(es) identified? Yes x No
- Significant deficiency identified that are not considered to be material weakness(es) Yes x None reported

Type of auditor's report issued on compliance for major programs: Unmodified

Any audit findings disclosed that are required to be reported in accordance with section 510(a) of Circular A-133? x Yes No

Identification of Major Program

<u>CFDA Number</u>	<u>Name of Federal Program or Cluster</u>
14.871	Section 8 Voucher
14.872	Capital Fund Projects
95.001	High Intensity Drug Trafficking Area
81.128	Energy Efficiency and Conservation Block Grant - ARRA

Dollar threshold used to distinguish between type A and type B programs \$ 300,000

Auditee qualified as low-risk auditee? x Yes No

**STATE OF NEW MEXICO
SANTA FE COUNTY
SCHEDULE OF FINDINGS AND QUESTIONED COSTS
Year Ended June 30, 2013**

B. FINANCIAL STATEMENT FINDINGS

13-01 Prior Period Adjustment and Material Adjustments (Material Weakness)

CONDITION

During our testing of account balances we noted the following:

Capital Assets – prior period adjustment

- Prior year depreciation was not calculated and applied on infrastructure assets in the amount of \$1,027,000.
- Assets continued to be included in the governmental capital asset listing while transferred and separately disclosed as enterprise assets in the approximate amount of \$460,000.
- Evaluation of FY13 additions to construction in progress found approximately \$4,169,000 in additions that should have been reported as FY12 additions. Of this balance FY12 construction in progress expenditures were understated by approximately \$2,469,000.

Investments – material adjustment

- Evaluation found that cash was reflected at amortized cost rather than market value. As such, the balance recorded as cash and investments on the statement of net position was overstated by approximately \$2,781,000

Accounts Receivable – material adjustment

- Evaluation of the mortgages receivable balance recorded on the statement of net position identified that there was no allowance for uncollectible accounts which caused overstatement of the recorded asset by approximately \$3,623,000
- Evaluation of accounts receivable of the fire operations fund found that the department was not evaluating contractual allowances and allowance for bad debts which caused overstatement of the receivable by approximately \$3,796,000

Accounts Payable – material adjustment

- During our search for unrecorded liabilities, we identified approximately \$2,150,000 in unrecorded payables spread across 17 funds.

CRITERIA

GASB Codification Section 2200 paragraph 104 requires that capital assets including infrastructure be depreciated over their estimated useful lives. Also, sound accounting policies require that a complete, balanced general ledger be maintained to record transactions and report financial information. In addition, accounting principles generally accepted in the United States of America for governments require that certain accruals be made for accounts receivable, accounts payable and deferred revenue and long-term debt accounts be maintained.

**STATE OF NEW MEXICO
SANTA FE COUNTY
SCHEDULE OF FINDINGS AND QUESTIONED COSTS
Year Ended June 30, 2013**

B. FINANCIAL STATEMENT FINDINGS (Cont'd)

13-01 Prior Period Adjustment and Material Adjustments (Material Weakness) (Cont'd)

EFFECT

The absence of complete and accurate financial statements on a periodic basis results in management decisions based on incomplete and/or inaccurate information during the fiscal year.

CAUSE

The County did not calculate depreciation on certain infrastructure capital assets. Additionally, some of the year end accrual accounts were not completely evaluated during the financial report and close process. Finally, the process for the estimation of uncollectable accounts was not completed by the departments.

RECOMMENDATION

It is recommended that the County establish a policy that during the financial close and reporting process that all accrual accounts and accounts subject to estimation are evaluated for reasonableness to ensure that they are carried at the proper value. Additionally, the County should establish procedures to ensure that all capital assets, including infrastructure, are properly depreciated on an annual basis.

MANAGEMENT RESPONSE

The Finance Department has established procedures to calculate depreciation expense for all depreciable assets, including infrastructure. In addition, the Finance Department has corrected the fixed asset module and segregated all enterprise fund assets from governmental fund assets. The construction in progress tracking process will be modified and work in conjunction with the year-end accounts payable accrual process. A more extensive search for unrecorded liabilities, Accounts Payable accrual, will be implemented at year-end during the financial close process for a more accurate cut-off of expenditures.

In the past, the County has reported investments at amortized cost rather than fair value. The County will continue to reconcile cash and investments daily at amortized cost, however at year-end; a conversion from amortized cost to fair value will be performed annually.

The County Departments will continue to track accounts receivable and mortgage receivables on a monthly basis. The Finance Department will work with Home Sales and Fire to estimate an allowance for uncollectable accounts during the fiscal year financial close and reporting process. In addition, the Finance Department has initiated the process to write a formal write-off and allowance for doubtful accounts policy.

**STATE OF NEW MEXICO
SANTA FE COUNTY
SCHEDULE OF FINDINGS AND QUESTIONED COSTS
Year Ended June 30, 2013**

B. FINANCIAL STATEMENT FINDINGS (Cont'd)

13-02 Payroll Disbursements Transaction Cycle Control Deficiencies (Other Matter)

CONDITION

Through the course of the current year audit pertaining to the payroll disbursements transaction control cycle we noted the following:

- In a sample of 40 tested, we noted 2 instances where time sheet was not approved by the employee's supervisor.
- In a sample of 40 tested, we noted 1 instance where gross pay was incorrectly calculated.

CRITERIA

6-5-2C NMSA 1978 states that an entity shall implement internal accounting controls designed to prevent accounting errors and violations of state and federal law and rules related to financial matters.

EFFECT

Inaccurate processing of payroll transactions and inadequately kept payroll records increases risk for unauthorized or erroneous payroll transactions to occur during the fiscal year.

CAUSE

Departmental supervisors are not following Santa Fe policies and procedures for approving all timesheets. Additionally, the payroll module included an incorrect coding of holiday pay which resulted in the miscalculation of the gross pay.

RECOMMENDATION

It is recommended that all Departments follow the County's policies and procedures relating to the approval of timesheets. The County should correct the miscoding of the holiday pay in the payroll module and review all codes to ensure that there are no further errors.

MANAGEMENT RESPONSE

The payroll department has provided additional training to the two department supervisors that did not approve time. Additionally, the payroll department provided more information and referred the supervisors to the employee handbook to reinforce the importance of approval of time.

In August 2013, the human resources department worked with Sunguard (payroll software company) to modify payroll codes to ensure the error does not occur. After the implementation of the new codes, payroll tested various pay periods to verify that the codes are working effectively and the error has not reoccurred.

**STATE OF NEW MEXICO
SANTA FE COUNTY
SCHEDULE OF FINDINGS AND QUESTIONED COSTS
Year Ended June 30, 2013**

B. FINANCIAL STATEMENT FINDINGS (Cont'd)

13-03 Information Technology – IT Security Risks and Backup/Retention Plan (Significant Deficiency)

CONDITION

The County engaged a third party information technology company (CAaNES group) to perform a security assessment for the County. The CAaNES security assessment identified security risks. Additionally, the County does not have a backup and retention policies and procedures.

CRITERIA

There should be proper safeguards and controls over information technology to ensure proper financial reporting and safeguarding of County information. Best practices specify that all security risks should be addressed immediately and routinely evaluated and that disaster recovery plans are tested annually.

EFFECT

The lack of information technology security may allow users to access unauthorized and confidential areas jeopardizing the County's financial information. Without written and approved backup/retention schedules and plans, critical data could be lost and not recovered.

CAUSE

The County has information technology security processes in place, however based on the security assessment performed by the CAaNES group there are some risks and areas that need to be addressed and evaluated. The County also has a backup and retention schedule in place, but not a finalized and has not been approved.

RECOMMENDATION

It is recommended that the County review the CAaNES group's security assessment and address all risks that may impact the County. The County may request the assistance of a third party vendor to assist them in addressing the identified risks. After addressing these items the County should periodically have a third party perform an information technology security assessment. It is also recommended that the County formally finalize an approved backup and retention schedule and plan.

MANAGEMENT RESPONSE

Santa Fe County is currently addressing the security risks the CAaNES group identified and will continue to work with the CAaNES group to remediate any remaining issues. The CAaNES group was unable to find any security risks associated with Santa Fe County's primary financial systems (AS400). Santa Fe County has a backup and retention schedule in place for the Financial Systems (AS400) and keeps a total of twelve weeks of data. The AS400 system is backed up nightly (Tuesday – Saturday) at 2:30am. Six weeks of the most current tape backups are kept at First National Bank in a safe deposit box. The remaining six weeks of backup tapes with older data is kept in a Fire Safe located in the Information Technology Division.

**STATE OF NEW MEXICO
SANTA FE COUNTY
SCHEDULE OF FINDINGS AND QUESTIONED COSTS
Year Ended June 30, 2013**

C. FEDERAL AWARD FINDINGS AND QUESTIONED COSTS

13-04 Reporting (noncompliance – other matters)

Federal program information:

Funding agency:	U.S. Department of Housing and Urban Development
Title:	Public Housing Capital Fund
CFDA Number:	14.872
Award year and number:	CFP - 2012

CONDITION

During the testing of 7 federal financial reports required under OMB circular A-133, we identified in one report that the expenditures reported did not match the supporting documentation by \$6,178. The report included \$11,338 of expenditures and the supporting documentation equaled \$5,160.

CRITERIA

The OMB Circular A-133 and the related grant agreement state the financial reports are to be accurately submitted.

QUESTIONED COSTS

None

EFFECT

Inaccurate reporting is an instance of noncompliance in the County's internal control over financial reporting.

CAUSE

The incorrect amount was erroneously included in the monthly report.

RECOMMENDATION

We recommend that the County ensure that all federal financial reports are reviewed and approved by someone independent of the report preparation.

MANAGEMENT RESPONSE

The Housing Department has modified the record keeping and draw request process. General ledger account activity reports are verified against the draw request and are then attached to a copy of the draw request for each draw that is performed and filed. Additionally, staff will ensure that all financial reports are reviewed and approved by someone independent of the report preparation. With a second independent review of financial reports a more accurate submission will be accomplished.

**STATE OF NEW MEXICO
SANTA FE COUNTY
SCHEDULE OF FINDINGS AND QUESTIONED COSTS
Year Ended June 30, 2013**

C. FEDERAL AWARD FINDINGS AND QUESTIONED COSTS (Cont'd)

13-05 Davis Bacon (noncompliance – other matters)

Federal program information:

Funding agency:	U.S. Department of Housing and Urban Development
Title:	Public Housing Capital Fund
CFDA Number:	14.872
Award year and number:	CFP - 2012

CONDITION

Based on our testing of the Davis Bacon requirements, the County does not have contractor-signed copies of certified payroll forms. They have the first page of these forms, but not the second page which contains the contractor's signature.

CRITERIA

For federally funded construction projects that exceed \$2,000, the Davis-Bacon Act requires contractors to pay federally prescribed prevailing wages to laborers. Grant recipients must include in their construction contracts a provision that the contractor or subcontractor comply with the Act. The provision requires the contractor or subcontractor to submit to the grantee a weekly copy of the payroll and a statement of compliance (certified payrolls).

QUESTIONED COSTS

None

EFFECT

Without adequate controls over Davis-Bacon Act and suspension/debarment requirements, the County could not ensure:

- Contractors and subcontractors were paid prevailing wage. This could have resulted in underpayment of wages to laborers working on the project.
- Vendors paid with federal funds were not suspended or debarred from participating in federal programs. We determined that the vendor in this case was not suspended or debarred.

CAUSE

The signatures on the certified payrolls were erroneously excluded from the copy maintained by the County and the County did not ensure that these were obtained.

**STATE OF NEW MEXICO
SANTA FE COUNTY
SCHEDULE OF FINDINGS AND QUESTIONED COSTS
Year Ended June 30, 2013**

C. FEDERAL AWARD FINDINGS AND QUESTIONED COSTS (Cont'd)

13-05 Davis Bacon (Cont'd) (noncompliance – other matters)

RECOMMENDATION

We recommend that the County establish policies and procedures to ensure that all payroll certifications contain the signature of the contractor verifying that the prevailing wages were paid.

MANAGEMENT RESPONSE

The CFP coordinator has requested all payroll certifications from all contractors. Additionally, the CFP coordinator will verify that the prevailing wages were paid and maintain and track all payroll certifications for all contractors that the Housing Department has established contracts for construction work.

13-06 Suspension and Debarment (noncompliance – other matters)

Federal program information:

Funding agency:	U.S. Department of Housing and Urban Development
Title:	Public Housing Capital Fund
CFDA Number:	14.872
Award year and number:	CFP - 2012

CONDITION

The Procurement Department has not been searching for vendors on the Federal Government's Excluded Parties List System to ensure that the vendor has not been disbarred.

CRITERIA

Per 48 CFR 9.400, Suspension and Debarment are applicable for contracts exceeding \$25,000. Under the regulations, the County is responsible to perform verification check for covered transactions, by checking EPLS (Excluded Parties List System).

QUESTIONED COSTS

None

EFFECT

The programs are not in compliance with Circular A-133 requirements.

**STATE OF NEW MEXICO
SANTA FE COUNTY
SCHEDULE OF FINDINGS AND QUESTIONED COSTS
Year Ended June 30, 2013**

C. FEDERAL AWARD FINDINGS AND QUESTIONED COSTS (Cont'd)

13-06 Suspension and Debarment (Cont'd) (noncompliance – other matters)

CAUSE

The County has not established standard procedures and controls to ensure compliance with the OMB Circular A-133 compliance requirement regarding suspension and debarment. As a result, the County's Procurement Department is not aware of OMB Circular A-133 compliance requirements.

RECOMMENDATION

We recommend the County formally document their due diligence conducted on vendors selected through the bidding process. This should be performed before the contract is awarded.

MANAGEMENT RESPONSE

Housing staff will provide the Procurement Office with a copy of OMB Circular A-133 compliance requirements regarding suspension and debarment. Staff will advise the Procurement Office of the Excluded Parties List System (EPLS) for verification purposes to avoid this issue in the future.

13-07 Reporting – Section 8 (noncompliance – other matters)

Federal program information:

Funding agency:	U.S. Department of Housing and Urban Development
Title:	Section 8 Voucher
CFDA Number:	14.871
Award year and number:	2012

CONDITION

During our testing of HUD Form 50058 reports, 3 out of 40 items selected for testing had items that were incorrectly reported. One exception resulted when the zip code on line 5a was incorrectly recorded. Another exception occurred when the first name on line 3c was spelled incorrectly. The final exception occurred when the wrong address was entered into line 5a.

CRITERIA

Per 24 CFR 980.104, the electronic submission of HUD Form 50058 must be completed accurately.

QUESTIONED COSTS

None

**STATE OF NEW MEXICO
SANTA FE COUNTY
SCHEDULE OF FINDINGS AND QUESTIONED COSTS
Year Ended June 30, 2013**

C. FEDERAL AWARD FINDINGS AND QUESTIONED COSTS (Cont'd)

13-07 Reporting – Section 8 (Cont'd) (noncompliance – other matters)

EFFECT

The program is not in compliance with Circular A-133 requirements.

CAUSE

The County has not established standard procedures and controls to ensure that there is proper review of the HUD Form 50058 by someone independent of the input process.

RECOMMENDATION

We recommend that the County ensure that all federal financial reports are reviewed and approved by someone independent of the report preparation or input.

MANAGEMENT RESPONSE

Staff is implementing a cross-checking procedure where each 50058 will be reviewed by another staff person who is familiar with the application process to assure accuracy in the input of client information on the form 50058.

**STATE OF NEW MEXICO
SANTA FE COUNTY
SCHEDULE OF FINDINGS AND QUESTIONED COSTS
Year Ended June 30, 2013**

C. FEDERAL AWARD FINDINGS AND QUESTIONED COSTS (Concl'd)

13-08 Reporting – High Intensity Drug Trafficking Area (HIDTA) (noncompliance – other matters)

Federal program information:

Funding agency:	U.S. Department of Justice
Title:	High Intensity Drug Trafficking Area
CFDA Number:	95.001
Award year and number:	G12SN0011A

CONDITION

During our testing of the reporting requirements, we noted one instance where the County did not file the quarterly federal financial report for the HIDTA grant in a timely manner by the required deadline.

CRITERIA

OMB Circular A-133 and the related grant agreement stated the report is due 30 days after the end of the quarter.

QUESTIONED COSTS

None

EFFECT

Late report filing is an instance of noncompliance in the County's internal controls over financial reporting.

CAUSE

The County personnel did not file the report in a timely fashion due to personnel error.

RECOMMENDATION

We recommend the County establish a tracking process whereby they list the due dates for reporting and ensure all reports are filed within the allowed timeframe.

MANAGEMENT RESPONSE

In February 2013, upon the discovery of the delay in reporting, the Finance Department and County HIDTA employees completed and submitted the delinquent reports. In addition, the Finance Department and County HIDTA employees established and implemented a procedure that outlines the steps necessary to meet all reporting due dates. Finally, the Finance Department provided additional training to County HIDTA employees in order to enhance the understanding of federal compliance as well as County policies and procedures.

**STATE OF NEW MEXICO
SANTA FE COUNTY
SCHEDULE OF FINDINGS AND QUESTIONED COSTS
Year Ended June 30, 2013**

D. COMMENTS INCLUDED IN ACCORDANCE WITH NEW MEXICO STATE AUDITOR RULE

13-09 Expenditures in Excess of Budget (Other Matters and Non-Compliance)

CONDITION

The County over expended its budget at the fund level in the following fund:

Fund	Excess of Expenditures over Appropriations
Regional Transit Fund	\$ (148,667)

CRITERIA

Sound financial management and state regulation 6.20.2.9 (A), NMAC and state statutes 22-8-5 through 22-8-12.2, NMSA 1978, require that budgets not be exceeded at the legal level of control.

EFFECT

As a result, the County is not in compliance with New Mexico law, and the control established by the use of budgets has been compromised. Continued over-expenditure of budgeted balances may result in unnecessary usage of operating funds to absorb over- expenditures.

CAUSE

The County overlooked budgeted to actual amounts in the above funds.

RECOMMENDATION

We recommend that the County monitor its budget closely and prepare budget adjustments as necessary.

COUNTY RESPONSE AND PLANNED CORRECTIVE ACTION PLAN:

The County will implement policies and procedures to evaluate expenditures at the fund level to ensure that they have not overspent what was appropriated in the approved budget.

**STATE OF NEW MEXICO
SANTA FE COUNTY
SUMMARY SCHEDULE OF PRIOR AUDIT FINDINGS
Year Ended June 30, 2013**

STATUS OF PRIOR YEAR FINDINGS

<u>Description</u>	<u>Status</u>
07-01 Quality Control in Assessor's Office	Resolved
11-03 Cash and Investment Procedures	Resolved
12-01 Eligibility, Special Tests and Provisions	Resolved
12-02 Social Security Administration	Resolved

**STATE OF NEW MEXICO
SANTA FE COUNTY
EXIT CONFERENCE
YEAR ENDED JUNE 30, 2013**

An exit conference was conducted on November 13, 2013, in a closed meeting, in which the contents of this report were discussed with the following:

Santa Fe County

Kathy Holian, County Commissioner
Katherine Miller, County Manager
Teresa Martinez, Finance Director
Ron Pacheco, Housing Executive Director
Domingo Martinez, County Assessor
Gary Perez, Deputy County Assessor
Adam Leigland, Public Works Director
Pablo Sedillo III, Public Safety Director
Rusty Rodke, Interim Water Utilities Director
Daniel Sanchez, IT Director
Rachel Brown, Deputy County Attorney
Steve Sheppard, Public Safety Finance Manager
Teresa Casados, CSD Seniors Director
Molly Saiz, Accounting Oversight & Financial Reporting Manager
Samuel L. Montoya, Accounting Supervisor
Erika Lovato, Accounting Supervisor

Axiom CPAs, LLC

Chris Garner, Principal
Jim Cox, Senior Accountant



Finance Staff