



SANTA FE COUNTY, NEW MEXICO



COMPREHENSIVE ANNUAL FINANCIAL REPORT



FISCAL YEAR
ENDED
JUNE 30, 2012

WITH AUDITORS
REPORTS
THEREON

Santa Fe County,
NM

102 Grant Avenue
Santa Fe, NM 87501
www.santafecounty.org

**SANTA FE COUNTY
NEW MEXICO
COMPREHENSIVE ANNUAL
FINANCIAL REPORT
JUNE 30, 2012**



**Prepared by:
Santa Fe County Finance Department**

STATE OF NEW MEXICO
SANTA FE COUNTY
Table of Contents
June 30, 2012

<u>INTRODUCTORY SECTION</u>	<u>Page</u>
Letter of Transmittal	i
GFOA Letter of Achievement	ix
Official Roster	x
Organizational Chart	xi
<u>FINANCIAL SECTION</u>	
Independent Auditors' Report	1
Management's Discussion and Analysis (MD & A)	4
<u>BASIC FINANCIAL STATEMENTS</u>	
Government-wide Financial Statements:	
Statement of Net Assets	24
Statement of Activities	25
Governmental Fund Financial Statements:	
Balance Sheet – Governmental Funds	28
Reconciliation of the Balance Sheet – Governmental Funds to the Statement of Net Assets	29
Statement of Revenues, Expenditures and Changes in Fund Balances – Governmental Funds	30
Reconciliation of the Statement of Revenues, Expenditures and Changes in Fund Balances – Governmental Funds to the Statement of Activities	31
Statement of Revenues, Expenditures and Changes in Fund Balance – Budget to Actual – General Fund	32
Statement of Revenues, Expenditures and Changes in Fund Balance – Budget to Actual – Fire Operations Fund	33
Statement of Revenues, Expenditures and Changes in Fund Balance – Budget to Actual – Developer Fees Fund	34
Statement of Revenues, Expenditures and Changes in Fund Balance – Budget to Actual – Corrections Operations Fund	35
Proprietary Fund Financial Statements:	
Statement of Net Assets – Proprietary Funds	36
Statement of Revenues, Expenses and Changes in Net Assets – Proprietary Funds	37
Statement of Cash Flows – Proprietary Funds	38
Statement of Fiduciary Assets and Liabilities	39
Notes to Financial Statements	40

**STATE OF NEW MEXICO
SANTA FE COUNTY
Table of Contents
June 30, 2012**

SUPPLEMENTARY INFORMATION

Other Major Governmental Funds Schedules of Revenues, Expenditures and Changes in Fund Balance – Budget to Actual:	
Capital Outlay GRT	76
Major Proprietary Funds Schedules of Revenues, Expenses and Changes in Net Assets – Budget to Actual:	
Home Sales	78
Regional Planning Authority	79
Utilities	80
Housing Services	81
Non-Major Governmental Funds:	
Combining Balance Sheet – All Non-Major Governmental Funds- by Fund Type	84
Combining Statement of Revenues, Expenditures and Changes in Fund Balance – All Non-Major Governmental Funds by Fund Type	85
Non-Major Special Revenue Funds:	
Combining Balance Sheet	90
Combining Statement of Revenues, Expenditures and Changes in Fund Balance	96
Schedule of Revenues, Expenditures and Changes in Fund Balance – Budget to Actual	
Regional Transit Fund	102
Corrections Fund	103
Property Valuation Fund	104
Road Maintenance Fund	105
Emergency Medical Services Fund	106
Farm and Range Fund	107
Fire Protection Fund	108
Law Enforcement Protection Fund	109
Environmental GRT Fund	110
Lodgers Tax Fund	111
Fire Impact Fees Fund	112
Clerk Recording Fund	113
Correctional GRT Fund	114
Indigent Hospital Fund	115
Indigent Services Fund	116
Economic Development	117
Federal Forfeiture Fund	118
Linkages Fund	119
Housing Choice Voucher Sec 8 Fund	120
EMS Health Care Fund	121

STATE OF NEW MEXICO
SANTA FE COUNTY
Table of Contents
June 30, 2012

SUPPLEMENTARY INFORMATION (Cont'd)

Schedule of Revenues, Expenditures and Changes in Fund Balance – Budget to Actual (Cont'd)	
Wildlife/Mountains/Trails Fund	122
EMS Health Hospital Fund	123
VASH Vouchers Fund	124
Alcohol Programs Fund	125
Detox Programs Fund	126
Emergency Communication Operations Fund	127
Law Enforcement Operations Fund	128
Housing Capital Improvement Fund	129
 Non-Major Debt Service Funds:	
Combining Balance Sheet	132
Combining Statement of Revenues, Expenditures and Changes in Fund Balance	134
 Schedule of Revenues, Expenditures and Changes in Fund Balance – Budget to Actual	
GOB Debt Service Fund	136
Jail Revenue Bond Debt Service Fund	137
GRT Revenue Bond Debt Service Fund	138
WTB Loan/Grant Debt Service	139
 Non-Major Capital Projects Funds:	
Combining Balance Sheet	142
Combining Statement of Revenues, Expenditures and Changes in Fund Balance	146
 Schedule of Revenues, Expenditures and Changes in Fund Balance – Budget to Actual	
Capital Projects Federal Fund	150
Road Projects Fund	151
Special Appropriations & Other Projects Fund	152
GOB Series 2005 – Roads/Water Fund	153
GOB Series 2007A – Judicial Fund	154
GOB Series 2007B – Roads/Water Fund	155
Capital Outlay GRT Series 2008-JudicialComplex	156
GOB Series 2009 – R,W,OS,SW,F Fund	157

STATE OF NEW MEXICO
SANTA FE COUNTY
Table of Contents
June 30, 2012

SUPPLEMENTARY INFORMATION (Cont'd)

Schedule of Revenues, Expenditures and Changes in Fund Balance –
Budget to Actual (Cont'd)

Capital Outlay GRT Series 2009 – Water Rights Fund	158
Capital Outlay GRT Series 2010A - BDD Fund	159
Capital Outlay GRT Series 2010B - BDD Fund	160
GOB Series 2011-R,W,OS,SW,F Improvements & Refunding Fund	161
Equipment Loan Proceeds Fund	162
GOB Series 2001 – Roads/Fire Fund	163
Fire Tax Revenue Bond Proceeds Fund	164
GOB Series 2001 – Open Space	165

Agency Funds:

Combining Statement of Fiduciary Assets and Liabilities-Agency Funds	168
Combining Statement of Changes in Assets and Liabilities-Agency Funds	170

STATISTICAL SECTION

Net Assets by Component	177
Changes in Net Assets	178
Fund Balances of Governmental Funds	180
Changes in Fund Balances, Governmental Funds	181
Gross Receipts Tax Rates	182
Gross Receipts Tax Collections	183
Federal and State Funds Received (Intergovernmental)	184
Taxable Value of Property	185
Principal Property Tax Payers	186
Property Tax Rates (Mil Rates) - Direct and Overlapping	187
Property Tax Levies and Collections	188
Legal Debt Margin Information	189
Ratios of Outstanding Debt by Type	190
Pledged Revenue Coverage	191
Direct and Overlapping Governmental Activities Debt	192
Demographic Information	193
Principal Employers	194
Average Employment by Industry	195
Full Time Equivalent Employees by County Dept/Div. or Elected Office	196
Real Estate – Home Values	197
Household Income	198
Educational Attainment for Population 25 Years and Older	199
School Enrollment for Population 3 Years and Older	200
Population by Age Group	201


STATE OF NEW MEXICO
SANTA FE COUNTY
Table of Contents
June 30, 2012

OTHER SUPPLEMENTARY INFORMATION

Schedule of Reconciliation of Tax Receipts, Disbursements, and Property Tax Receivable	204
Property Tax Schedule	205
Schedule of Joint Powers Agreements & Memorandums of Understanding	206
Schedule of Deposit and Investment Accounts	207
Schedule of Pledged Collateral	208
Financial Data Schedule	209

SINGLE AUDIT SECTION

Report on Internal Control over Financial Reporting and on Compliance and Other Matters Based on an Audit of Financial Statements Performed in Accordance With <i>Government Auditing Standards</i>	213
Report on Compliance With Requirements Applicable to Each Major Program and on Internal Control Over Compliance in Accordance With OMB Circular A-133	215
Schedule of Expenditures of Federal Awards	218
Notes to Schedule of Expenditures of Federal Awards	219
Schedule of Findings and Questioned Costs	221
Summary Schedule of Prior Audit Findings	228
Exit Conference	229



Introductory Section



(This page intentionally left blank)




Board of County Commission Chambers

Daniel “Danny” Mayfield
Commissioner, District 1

Virginia Vigil
Commissioner, District 2

Robert A. Anaya
Commissioner, District 3



Kathy Holian
Commissioner, District 4

Liz Stefanics
Commissioner, District 5

Katherine Miller
County Manager

November 15, 2012

To the Board of County Commissioners, the County
Manager and the citizens of Santa Fe County

We are pleased to submit the Comprehensive Annual Financial Report of Santa Fe County (the County) for fiscal year 2012. The Finance Division of the County Manager’s Office has prepared this report to present the financial position of the County at June 30, 2012, and the results of its operations for the year then ended. The financial statements and supporting schedules have been prepared in conformity with generally accepted accounting principles for governments, and with the requirements of the State of New Mexico, Office of the State Auditor.

This report consists of management’s representations concerning the finances of the County. County management assumes full responsibility for the completeness and fairness of the information contained in this report, based on a comprehensive framework of internal controls that were established for this purpose. The County maintains a system of internal accounting controls that is intended to provide reasonable assurance that assets are safeguarded against loss or unauthorized use, and that financial records can be relied upon to produce financial statements according to generally accepted accounting principles. “Reasonable assurance” is intended to recognize that the cost of maintaining the system of internal accounting controls should not exceed the benefits derived. The County’s comprehensive framework of internal controls has been designed to provide reasonable rather than absolute assurance that the financial statements will be free from material misstatement. The County’s management team asserts that, to the best of our knowledge, this financial report is complete and reliable on all material respects.

This report consists of an Introductory Section, the Financial Section which includes the opinion of the County’s independent auditor Heinfeld, Meech & Co., P.C., and Management’s Discussion and Analysis, a Statistical Section with ten years of summary data, and the Other Information Section. The introductory section includes this transmittal letter, the County’s organization chart and a list of County Officials and administrative staff. Readers should refer to the Management’s Discussion and Analysis beginning on page 4 of this report for a more detailed overview of how to use this report, and introduction to the County’s basic financial statements and an analytical overview of the County’s financial activities.

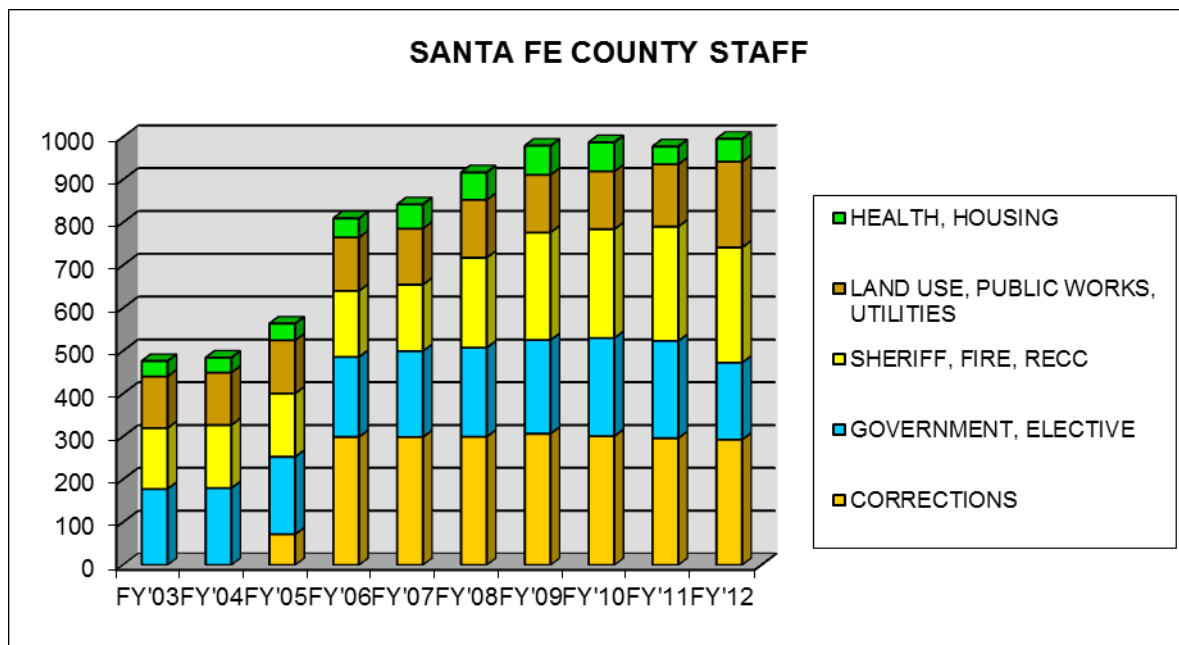
Heinfeld, Meech & Co., P.C. a certified public accounting firm, has audited the County’s financial statements. The goal of the independent audit was to provide a reasonable assurance that the financial statements of the County for fiscal year ended June 30, 2012, are free of material misstatement. The independent audit involved examining, on a test basis, evidence supporting the amounts and disclosures in the financial statements; thus, resulting in an assessment of the overall

financial statements. Heinfeld, Meech & Co., P.C. concluded that there was a reasonable basis for rendering an unqualified opinion that the County’s financial statements for the fiscal year ended June 30, 2012, are fairly presented in conformity with accounting principles generally accepted in the United States of America. The report may be found on pages 1-3 of this report.

The Reporting Entity and Its Services

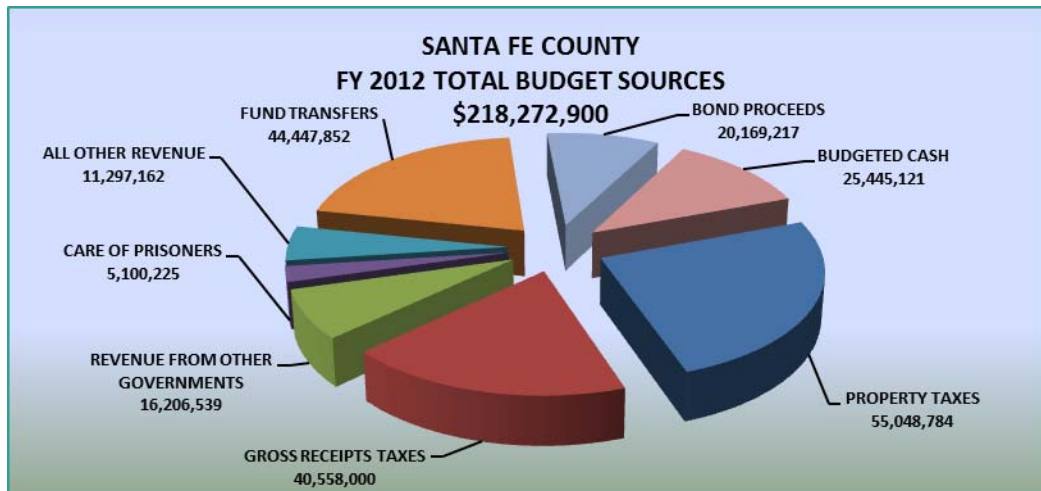
Santa Fe County was established by the laws of the Territory of New Mexico of 1852, under provisions of the act now referred to as Section 4-26-1 of the New Mexico Statutes Annotated, 1978 Compilation. Santa Fe County is located in north-central New Mexico. The City of Santa Fe is the capital of the State of New Mexico and is in the center of the County approximately 60 miles northeast of Albuquerque. Santa Fe County has a total area of 1,911 square miles, 1,909 square miles of land and 2 square miles of water. The 2010 decennial census revealed a population of 144,170 which includes 67,947 individuals located in the City of Santa Fe.

The County operates under the commission-manager form of government. All legislative power within the County is vested in a five-member Board of Commissioners (BCC). The executive function is divided and shared by the Board and six elected county officials - the Assessor, Clerk, Probate Judge, Sheriff, Surveyor and Treasurer. The County provides the following services: public safety (sheriff, fire, emergency communications and corrections), highways and streets, sanitation, health and social services, low rent housing assistance, affordable housing, culture-recreation, senior services, public projects’ improvements, planning and zoning, jail function, and general administration services. A regional planning authority created by the City and County of Santa Fe, as well as County housing services, utility and home sales enterprises are included within the business activity of the County’s financial statements.

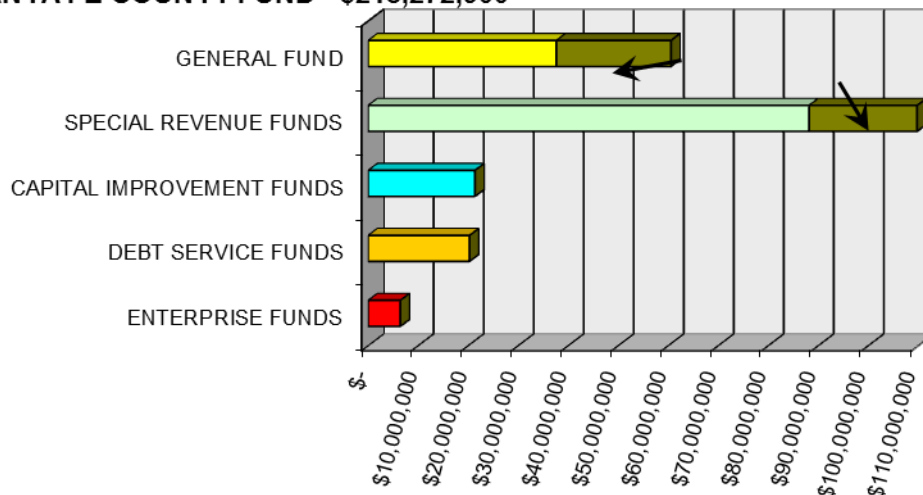


The County currently has several component units that are part of the operations. The Rancho Viejo District does not have a separate governing body for the District and per the debt offering statement the County's Commissioners became the governing body. Additionally, the County has the Housing Authority and the Regional Emergency Communications Center (RECC). Both of which are included in the County's financial statements. The County has accepted all responsibility for both the Housing Authority and the RECC.

The FY2012 budget totaled \$218,272,900; this represents a \$14.0 million reduction from FY2011 primarily attributable to a decrease in capital project expenditures resulting from the completion of the Buckman Direct Diversion project.

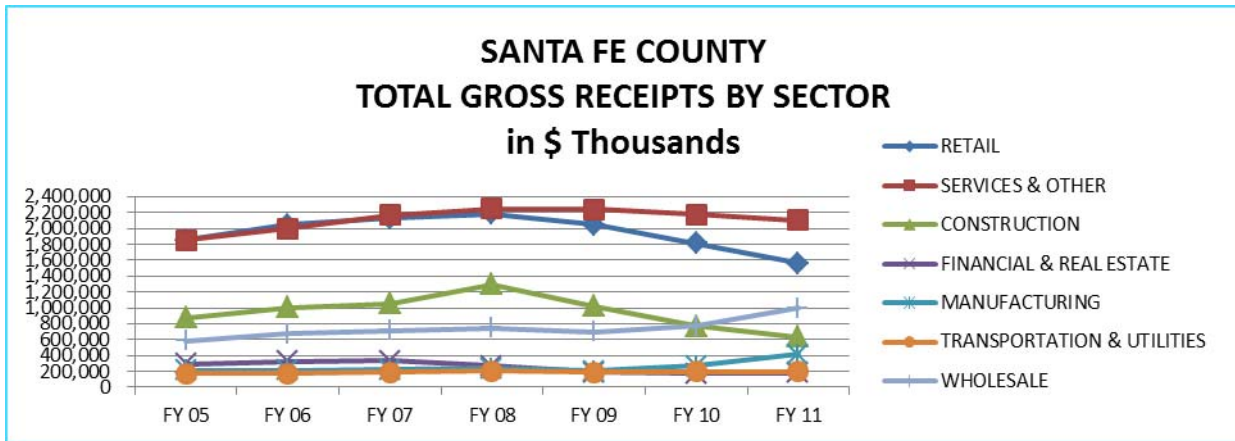


SANTA FE COUNTY FUND - \$218,272,900



Economic Condition and Outlook

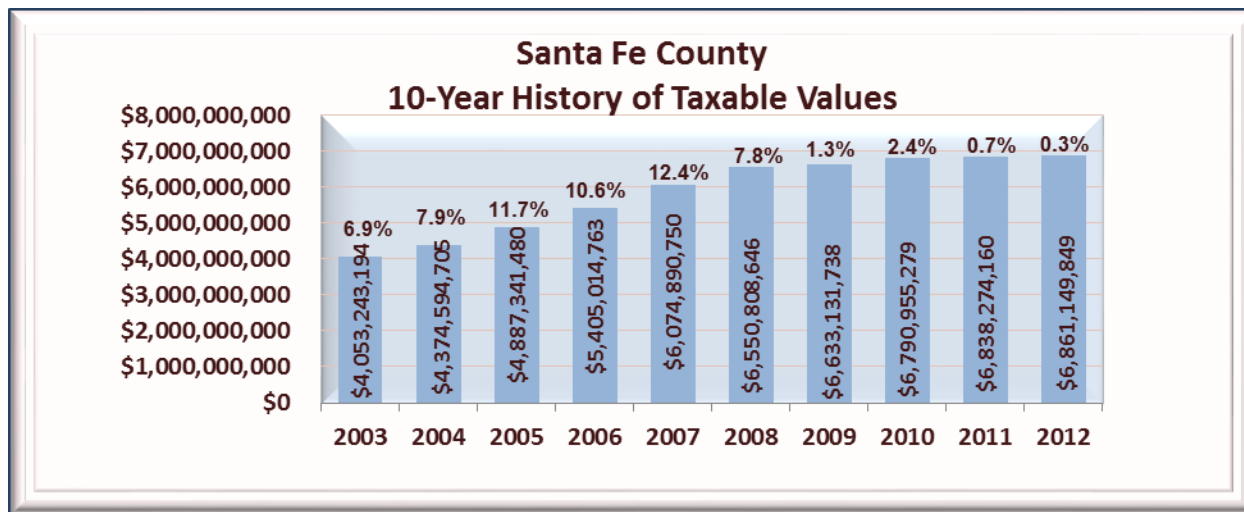
Major industries in the Santa Fe County area center on tourism and recreation. These include all associated industries such as food, lodging, arts and entertainment. Education and health care also contribute a large portion of the jobs in the area. Professional scientific and management industries also add significantly to the employment base of Santa Fe County. The film industry has made inroads into the Santa Fe County economy filming all or portions of 29 films in and around the County since the beginning of 2008. Government employees comprise 60% of the workforce with 29,422 employees and the local hospital employs a total of 2,000 employees. The County is the 6th largest employer with 890 employees based on 2011 figures.



Tourism activity encompasses many sectors, and is reflected in the “services and other” and “arts, entertainment and recreation” categories. Quarterly activity in the wholesale, retail, service and other unclassified sectors declined throughout fiscal year 2011 after rebounding slightly in the 3rd and 4th quarters of fiscal year 2010. Fiscal year 2012 proved to be somewhat volatile across all sectors, however the quarter ending June 30, 2012 ended on an up note for all sectors except Finance and Insurance, Transportation and Utilities and Wholesale which ended the quarter slightly down. The sharpest decline in that group was in the Transportation and Utilities sector followed by the Finance and Insurance sector.

In the fiscal year 2012 adopted budget, the County’s long-term financial outlook was improved and slightly more stable than that of the previous two fiscal years. While property tax revenue collections have materialized at budget or better, the gross receipt taxes (GRT’s) have continued to witness a decline in collections. The decline in GRT’s is directly related to the recessed economy and the impact to the tourism, recreation and construction industries. It is expected that the GRT’s in the upcoming fiscal year will stabilize and at a minimum meet budget forecasts.

Santa Fe County is fortunate to have a large property tax base with a current assessed valuation of \$6.8 billion. Assessed valuation growth was strong, reflecting new construction in the County in a good economy from 2004 through 2007. The 2009 through 2012 figures show a significant slowdown in the rate of growth indicating the effect of the housing recession. From 2010 to 2012 valuations remained virtually flat which could signal a potential concern for the County’s ability to maintain general fund functions while maintaining a stable property tax rate long-term. However the County Assessor has begun a Countywide reappraisal which will be completed during fiscal year 2013. This reappraisal is intended to ensure that all properties have been captured on the tax rolls as well as to ensure “true and correct” valuations of all properties in the County. This reappraisal process is statutorily required on a periodic basis and is expected to result in a net increase in assessed valuations.



Property tax collections continued to be strong in FY2012 edging up to 94.48 percent. The continuation of property tax initiatives undertaken by the County Treasurer in fiscal year 2010 and continuing through fiscal year 2012 add to the strong collections. Implementation of an optional installment plan for property owners whose property taxes are not escrowed, and concerted efforts to collect delinquent taxes has kept collection rates high.

PROPERTY TAX COLLECTION – GENERAL FUND 101						
Year	FY 2008	FY 2009	FY 2010	FY 2011	FY 2012	FY 2013
Current Year Budget	30,261,314	33,700,151	35,880,000	38,015,1921	39,000,000	40,000,000
Prior Year Budget	1,770,000	2,250,000	1,900,000	,900,000	2,516,000	3,100,000
Current Year Actual	32,847,799	36,331,155	39,771,255	41,544,925	42,595,720	-
Prior Year Actual	2,236,141	1,903,599	2,545,380	3,175,503	3,500,901	-
Current Year Variance	2,586,485	2,631,004	3,891,255	3,529,733	3,595,720	-
Prior Year Variance	466,141	(347,401)	645,380	1,275,503	984,901	-
% Increase – Curr. Yr.	8.2%	10.6%	9.5%	4.5%	2.5%	2.6% bud
% of Billed Tax Year Tax Collected by Fiscal Year End (6/30)	93.35%	93.15%	92.95%	94.46%	94.48%	-

Effective January 1, 2005, the State of New Mexico removed the gross receipts tax on qualifying food sales and medical services. To offset the revenue loss that local governments would experience as a result of this state action, the State created new distributions to municipal and county governments referred to as “hold harmless.” The “hold harmless” replaces the lost revenue for local governments on taxes that were in place at the time the State repealed the tax on food and medical services. Most of the County’s gross receipts taxes increments receive “hold harmless” funding however several do not. During FY 2010 discussions began at the State level to eliminate this “hold harmless” in an effort to resolve budget shortfalls at the State level. While the “hold harmless” remains in place at this time, the State Legislature is expected to revisit the issue and eliminate the “hold harmless” in a phased approach over several years. The County is in the process of developing its strategy to offset the lost revenue.

Despite the current economy, the County is fortunate to have two large construction projects in progress or recently completed:

- **The Judicial Complex** – The total budget for the project is \$63 million with \$25 million from the bond, \$30 million from a County issued revenue bond, and the remainder from proceeds of a 1/16 Gross Receipts Tax. The project is being built downtown with four essential considerations, which include security, space, parking and budget. Security must entail safe circulation patterns to maintain the security of judges, defendants, and the public by keeping them separate from each other; there will be no public parking under the courthouse. There will be a minimum of eight courtrooms and two hearing rooms, and 150 total parking spaces. Of the total \$ \$63 million budget for this project, \$44 million has been allocated for construction and remediation.
- **The Santa Fe Studios Economic Development Project** – The Studios (Phase I) are fully constructed and operable. The Studio contains two sound stages, 18,000 square feet (SF) each, 24,000 SF production offices, 17,000 SF warehouse, and National LambdaRail broadband. The Studios has 57 acres open for the back-lot and has complete on-site production services.

The County continues to strive to incorporate financial planning in its long-range vision to remain solvent in the current economy. The County maintains the State mandated cash reserve requirement as well as an additional one month’s operational reserve for all other county funds that support operations. Additionally, the County has established a \$5.0 million contingency reserve to assist if necessary in this recessed economy. Thus far the County has not had to make use of the contingency reserve.

In this recessed economy, the County has both conscientiously and strategically maintained sufficient reserves and continued to be conservative with revenue projections. This strategy has enabled the County to not impact employees either by reduced salaries or furloughs. The County, in the past fiscal years has frozen vacant positions and made other reductions to the budget to ensure that both employees and county services are maintained at the appropriate levels in such an economy. Because of the increasing demands on its resources, the County continues to seek innovative strategies for generating revenues, reducing costs and streamlining and structuring its operations to best meet the needs of the community. Long-range planning will continue to focus on sustainable funding for County services and conservative budgeting that will maintain the fiscal health of Santa Fe County. Effective with the FY2013 budget planning and preparation cycle, the County Manager and County departments developed the budget using a results-accountability approach, another form of objective based budgeting to assist the County in keeping with its transparency initiatives as well as strong financial management practices.

Financial Policies

In fiscal year 2008, the Board adopted a formal Budget and Financial policy that follows Government Finance Officers Association (GFOA) and other recommended financial policies. Written financial policies were finalized and also adopted by the Board in fiscal year 2008 as a basic framework for financial management of the County to be followed by all county staff. The County has enhanced stronger inventory control procedures, established an audit committee by board resolution and has decided to contract for internal audit services.

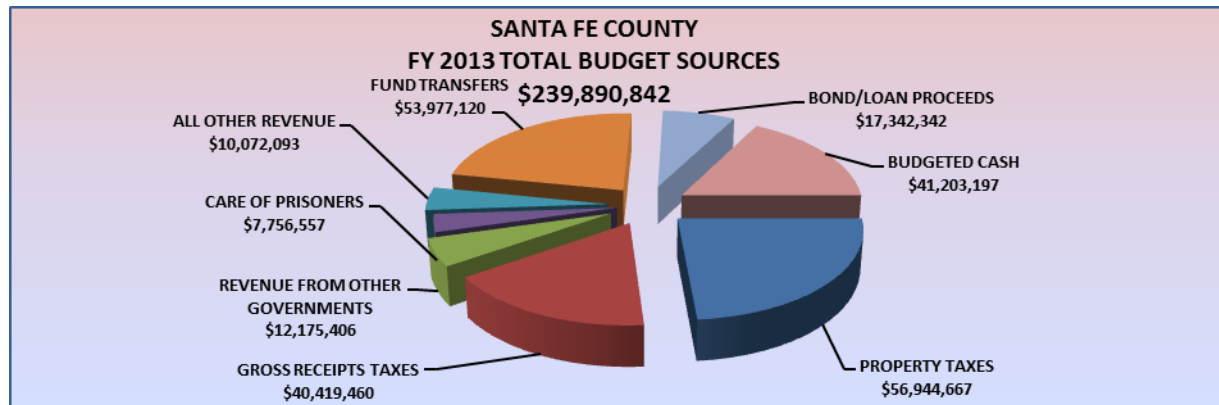
BUDGETARY HIGHLIGHTS

The FY 2013 budget totals \$239,890,842 and increased by \$21.6 million compared to the FY 2012 budget of \$218,272,900. A consolidated budget for all funds, both sources (revenue) and uses (expenses) appears below.

The change from FY2012 is due to the net difference between increases for programming changes (e.g. senior services, adult facility, etc.) minimal changes in debt service schedules, and increases resulting from BCC initiatives to meet citizen needs and increase program efficiency and staff resources. In FY13 the general fund has budgeted property tax revenue of \$43,100,000 which represents a 3.6 percent decrease from the FY12 collections. Property taxes represent 59 percent and the GRT's represent 9.6 percent of the general fund revenue, and the remainder is funded by other sources and cash, 9 percent and 22.5 percent respectively. The FY13 growth rate for property taxes was increased in an effort to conservatively budget property tax collections during a continued recession, however, still allowing increases to programs and staff that had been previously deferred. The GRT's have witnessed a 16.5 percent decrease since the start of recession. FY13 GRT projections remained largely flat except for an additional 10 percent decrease for unincorporated gross receipt taxes.

The Fiscal Year 2013 Budget includes 1050.55 authorized positions in Santa Fe County an increase from 994.5 in FY 2012 or 56 FTEs. Of those **86.2** were frozen as of July 1, 2012, and no budget authority was appropriated for them. This growth can be attributed to increase staffing of 54.05

FTE's, mainly for Public Safety (45), Health and Senior Services Programs (4.05), and public works (4) and housing services (1).



FISCAL YEAR 2013 SOURCES	TOTAL	FISCAL YEAR 2013 USES	TOTAL
	ALL FUNDS		ALL FUNDS
PROPERTY TAXES	56,944,667	SALARY & WAGES	44,589,909
GROSS RECEIPTS TAXES	40,419,460	EMPLOYEE BENEFITS	18,490,091
OTHER TAXES	2,066,700	TRAVEL	329,490
LICENSES, PERMITS, FEES	536,927	VEHICLE EXPENSES	2,736,702
GRANTS	12,175,406	MAINTENANCE	4,101,438
FINES & FOREFEITURES	315,000	PROFESSIONAL SERVICES	17,699,067
MISCELLANEOUS	1,645,000	SUPPLIES	2,145,311
CHARGES FOR SERVICE	13,265,023	OTHER OPERATING COSTS	19,798,727
LOAN PROCEEDS	73,900	SUBSIDIES & PASS THRU	410,000
BUDGETED CASH	58,471,639	INSURANCE & DEDUCTIBLES	2,968,132
FUND TRANSFERS	53,977,120	CAPITAL PURCHASES	52,428,610
		DEBT SERVICE	20,216,245
		FUND TRANSFERS	53,977,120
TOTAL	239,890,842	TOTAL	239,890,842

Awards

The Government Finance Officers Association (GFOA) awarded a Certificate of Achievement for Excellence in Financial Reporting to the County for its comprehensive annual financial report for the fiscal year ended June 30, 2011. In order to be awarded this certificate, the County published an easily readable and efficiently organized comprehensive annual financial report. This report satisfied both accounting principles generally accepted in the United States of America and applicable legal requirements.

This certificate is valid for a period of one year only. We believe that our current comprehensive annual financial report continues to meet the program's requirements and we are submitting it to GFOA to determine its eligibility for the fiscal year 2011-12 certificate.

In addition, the County received the GFOA Award for Distinguished Budget Presentation for the fiscal year 2012 budget presentation. The County intends to submit the fiscal year 2013 budget presentation as well.

Acknowledgments

The preparation of this report on a timely basis would not have been possible without the dedicated services of the entire finance division. We express our sincere appreciation to Molly Saiz, Samuel Montoya and the accounting staff for the dedicated contributions made in the preparation of this report. We would also like to express our appreciation to County departments and offices that assisted and contributed to the preparation of this report. The Board of County Commissioners should also be recognized and thanked for its leadership and guidance in overseeing the financial operations of the County.

Respectfully submitted,



Teresa C. Martinez
Finance Division Director

Certificate of Achievement for Excellence in Financial Reporting

Presented to

Santa Fe County
New Mexico

For its Comprehensive Annual
Financial Report
for the Fiscal Year Ended
June 30, 2011

A Certificate of Achievement for Excellence in Financial Reporting is presented by the Government Finance Officers Association of the United States and Canada to government units and public employee retirement systems whose comprehensive annual financial reports (CAFRs) achieve the highest standards in government accounting and financial reporting.



Linda C. Danison

President

Jeffrey R. Emer

Executive Director

STATE OF NEW MEXICO
 SANTA FE COUNTY
 OFFICIAL ROSTER
 JUNE 30, 2012

COUNTY COMMISSIONERS



Daniel "Danny" Mayfield
 Member, District 1



Virginia Vigil
 Chairperson, District 2



Robert Anaya
 Member, District 3



Kathy Holian
 Member, District 4



Liz Stefanics
 Member, District 5

COUNTY OFFICIALS



Domingo P. Martinez,
 County Assessor



Victor A. Montoya,
 County Treasurer



Robert A. Garcia,
 County Sheriff



Valerie Espinoza,
 County Clerk



Mark A. Basham,
 Probate Judge



Jeffery Ludwig,
 County Surveyor

ADMINISTRATIVE OFFICIALS

Katherine Miller

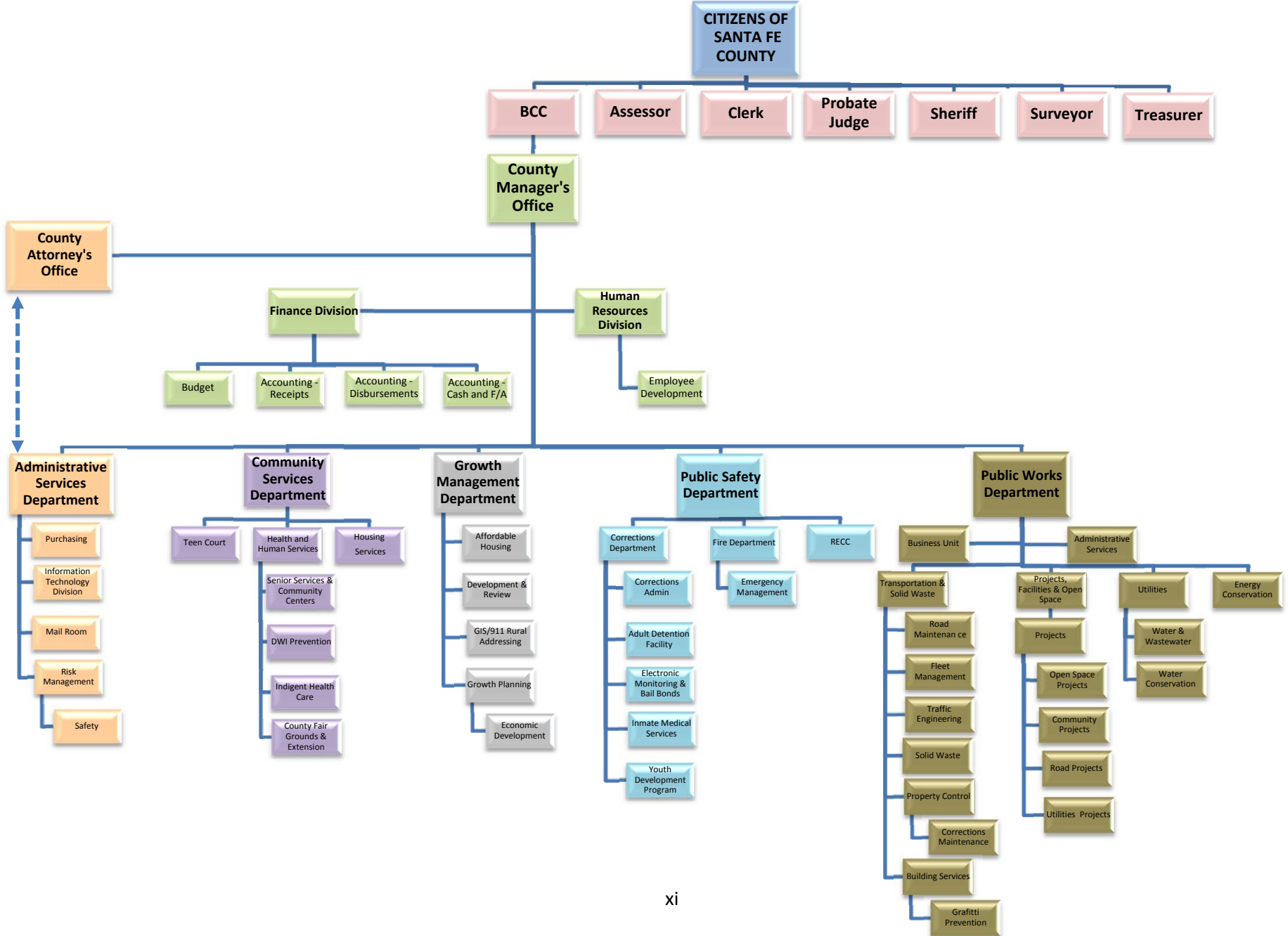


County Manager

Rachel O'Connor
 Jeff Trujillo
 Penny Ellis-Green
 Pablo Sedillo III
 Stephen Ross
 Adam Leigland
 Patricio Guerrero-Ortiz
 Bernadette Salazar
 Teresa C. Martinez

Community Services Department
 Administrative Services Department Director
 Growth Management Department Interim Director
 Corrections Department Director
 County Attorney
 Public Works Director
 Utilities Division Director
 Human Resources Division Director
 Finance Division Director

Santa Fe County
Organizational Chart
Fiscal Year Ended June 30, 2012



(This page intentionally left blank)



Avenida Ponderosa

Photo by Kristine Mihelcic

FINANCIAL SECTION

(This page intentionally left blank)



Santa Fe County La Cienega Fire Truck

Photo by Kristine Mihelcic

INDEPENDENT AUDITORS' REPORT

Mr. Hector H. Balderas
New Mexico State Auditor

County Commissioners of the
State of New Mexico, Santa Fe County

We have audited the accompanying financial statements of the governmental activities, the business-type activities, each major fund, the aggregate remaining fund information, and the budgetary comparisons for the general fund and major special revenue funds of Santa Fe County, New Mexico (County), as of and for the year ended June 30, 2012, which collectively comprise the County's basic financial statements as listed in the table of contents. We also have audited the financial statements of each of the County's nonmajor governmental funds, the budgetary comparisons for the major capital projects funds, major enterprise funds, debt service funds, and all nonmajor funds presented as supplementary information in the accompanying combining and individual fund financial statements and schedules as of and for the year ended June 30, 2012, as listed in the table of contents. These financial statements and schedules are the responsibility of the County's management. Our responsibility is to express opinions on these financial statements and schedules based on our audit.

We conducted our audit in accordance with auditing standards generally accepted in the United States of America and the standards applicable to financial audits contained in *Government Auditing Standards*, issued by the Comptroller General of the United States. Those standards require that we plan and perform the audit to obtain reasonable assurance about whether the financial statements are free of material misstatement. An audit includes consideration of internal control over financial reporting as a basis for designing audit procedures that are appropriate in the circumstances, but not for the purpose of expressing an opinion on the effectiveness of the County's internal control over financial reporting. Accordingly, we express no such opinion. An audit includes examining, on a test basis, evidence supporting the amounts and disclosures in the financial statements. An audit also includes assessing the accounting principles used and the significant estimates made by management, as well as evaluating the overall financial statement presentation. We believe that our audit provides a reasonable basis for our opinions.

In our opinion, the financial statements referred to above present fairly, in all material respects, the respective financial position of the governmental activities, the business-type activities, each major fund, and the aggregate remaining fund information of the County, as of June 30, 2012, and the respective changes in financial position and cash flows, where applicable, thereof and the respective budgetary comparisons for the general fund and major special revenue funds for the year then ended in conformity with accounting principles generally accepted in the United States of America. In addition, in our opinion, the financial statements referred to above present fairly, in all material respects, the respective financial position of each nonmajor governmental fund of the County as of June 30, 2012, and the respective changes in financial position and cash flows, where applicable, thereof and the respective budgetary comparisons for the major capital projects funds, major enterprise funds, debt service funds, and all nonmajor funds for the year then ended in conformity with accounting principles generally accepted in the United States of America.

In accordance with *Government Auditing Standards*, we have also issued our report dated November 9, 2012, on our consideration of Santa Fe County, New Mexico's internal control over financial reporting and on our tests of its compliance with certain provisions of laws, regulations, contracts, and grant agreements and other matters. The purpose of that report is to describe the scope of our testing of internal control over financial reporting and compliance and the results of that testing, and not to provide an opinion on the internal control over financial reporting or on compliance. That report is an integral part of an audit performed in accordance with *Government Auditing Standards* and should be considered in assessing the results of our audit.

Accounting principles generally accepted in the United States of America require that the management's discussion and analysis on pages 4 through 19 be presented to supplement the basic financial statements. Such information, although not a part of the basic financial statements, is required by Governmental Accounting Standards Board, who considers it to be an essential part of financial reporting for placing the basic financial statements in an appropriate operational, economic, or historical context. We have applied certain limited procedures to the required supplementary information in accordance with auditing standards generally accepted in the United States of America, which consisted of inquiries of management about the methods of preparing the information and comparing the information for consistency with management's responses to our inquiries, the basic financial statements, and other knowledge we obtained during our audit of the basic financial statements. We do not express an opinion or provide any assurance on the information because the limited procedures do not provide us with sufficient evidence to express an opinion or provide any assurance.

Our audit was conducted for the purpose of forming opinions on the basic financial statements, the combining and individual fund financial statements, and the budgetary comparisons. The accompanying schedule of expenditures of federal awards is presented for the purposes of additional analysis as required by U.S. Office of Management and Budget Circular A-133, *Audits of States, Local Governments, and Non-Profit Organizations*, and is not a required part of the financial statements. The accompanying information such as the introductory section, statistical section and the additional schedules listed as Other Supplementary Information in the table of contents are presented for the purposes of additional analysis and are not a required part of the financial statements. The Schedule of Expenditures of Federal Awards, Agency Funds

Schedules and Other Supplementary Information are the responsibility of management and were derived from and relate directly to the underlying accounting and other records used to prepare the financial statements. The information has been subjected to the auditing procedures applied in the audit of the financial statements and certain additional procedures, including comparing and reconciling such information directly to the underlying accounting and other records used to prepare the financial statements or to the financial statements themselves, and other additional procedures in accordance with auditing standards generally accepted in the United States of America. In our opinion, the information is fairly stated in all material respects in relation to the financial statements as a whole. The introductory and statistical sections have not been subjected to the auditing procedures applied in the audit of the basic financial statements and, accordingly, we do not express an opinion or provide any assurance on them.

Heinfeld, Meech & Co., P.C.

HEINFELD, MEECH & CO., P.C.
CPAs and Business Consultants

November 9, 2012

STATE OF NEW MEXICO
SANTA FE COUNTY
MANAGEMENT'S DISCUSSION AND ANALYSIS (MDA)
YEAR ENDED JUNE 30, 2012

As management of Santa Fe County (County), New Mexico, we offer the reader's of the County's financial statements this narrative overview and analysis of the financial activities of the County for the current fiscal year.

FINANCIAL HIGHLIGHTS

The financial statements, which follow the Management's Discussion and Analysis, provide the significant key financial highlights for fiscal year 2012 as follows.

- The County's total net assets of governmental activities increased \$32.1M and business-type activities decreased \$2.3M. The decrease in business-type activities was due to the reduction of capital assets funded by governmental activities. This activity is presented as the reduced transfer of \$2.0M versus the transfer of \$21.8M in FY2011 from governmental activities to business activities. In total, the net change of \$29.9M represents an increase of 9.08 percent from the prior year.
- General revenues from governmental activities accounted for \$116.4M, or 82 percent of all revenues from governmental activities. Program specific revenues in the form of charges for services and grants and contributions accounted for \$25.8M or 28 percent of total governmental activities revenues.
- The County had \$110.1M in expenditures related to governmental activities, a decrease of 2.1 percent from the prior fiscal year. Approximately \$1.6M of CIP related to general government was not included in government activities and is shown at the fund level, which is reflected in the difference between prior year expenditures of \$20M versus the current year expenditures of \$18.7M. The County had \$7.6M in expenses related to business-type activities, an increase of 110 percent from the prior fiscal year. The increase can be attributed to the increase in operational costs (County's share) of \$900K for the Buckman Regional Water Treatment Plant (BRWTP). Additionally, with the capitalization of the BRWTP, the County recognized a total of \$2M in depreciation expense.
- The General Fund had \$43.2M in revenues, which primarily consisted of property and gross receipt taxes. The total expenditures of the General Fund were \$28.4M. The General Fund's fund balance increased \$13.4M to \$71.6M.
- The Fire Operations Fund had \$13.2M in revenues, which primarily consisted of gross receipt taxes. The total expenditures of the Fire Operations Fund were \$10.7M and operating transfers totaled \$2.9M. The Fire Operations Fund's fund balance decreased by \$441,667 to \$5.8M at current fiscal year end.
- The Corrections Operations Fund had \$15.5M in revenues, which primarily consisted of Care of Prisoner revenue, gross receipt taxes and operating transfers. The total expenditures of the Corrections Operations Fund were \$16.5M plus operating transfers out of \$2.3M. The Corrections Operations Fund's fund balance decreased from \$6.9M at prior fiscal year end to \$4.1M at current fiscal year end. The decrease in fund balance can be attributed to a

STATE OF NEW MEXICO
SANTA FE COUNTY
MANAGEMENT'S DISCUSSION AND ANALYSIS (MDA)
YEAR ENDED JUNE 30, 2012

OVERVIEW OF THE FINANCIAL STATEMENTS

smaller operating transfer from the General Fund and more use of the Corrections Operations Fund's fund balance. The prior year recognized \$14.2M of revenues that represented operating transfers versus the current year of \$10.5M in operating transfers.

- The Utilities Fund's operating expenses of \$6M exceeded operating revenues of \$2.5M. The Utilities Fund's net assets decreased \$1.7M or 91 percent primarily due to a significant reduction to contributions of capital assets from the governmental funds. The Utilities Fund reimbursed the General Fund for a loan to cover the acquisition of water rights.

This discussion and analysis are intended to serve as an introduction to the County's basic financial statements. The County's basic financial statements comprise three components: 1) government-wide financial statements, 2) fund financial statements, and 3) notes to the financial statements. This report also contains other supplementary information in addition to the basic financial statements themselves.

Government-wide financial statements. The government-wide financial statements are designed to provide readers with a broad overview of the County's finances, in a manner similar to a private-sector business.

The statement of net assets presents information on all of the County's assets and liabilities, with the difference between the two reported as net assets. Over time, increases or decreases in net assets may serve as a useful indicator of whether the financial position of the county is improving or deteriorating.

The statement of activities presents information showing how the County's net assets changed during the most recent fiscal year. All changes in net assets are reported as soon as the underlying event giving rise to the change occurs, regardless of the timing of related cash flows. Thus, revenues and expenses are reported in this statement for some items that will only result in cash flows in future fiscal period (e.g., uncollected taxes and earned but unused compensated absences).

In the government-wide financial statements of the County's activities are presented in the following categories:

- **Governmental activities** – Most of the County's basic services are included here, such as general government, public safety, public works, economic development and culture and recreation. Gross receipt taxes, property taxes, and intergovernmental revenues finance most of these activities.
- **Business-type activities** – The services provided by the County included here are home sales, regional planning, utilities and housing services. These services are primarily financed through charges for services.

STATE OF NEW MEXICO
SANTA FE COUNTY
MANAGEMENT'S DISCUSSION AND ANALYSIS (MDA)
YEAR ENDED JUNE 30, 2012

OVERVIEW OF THE FINANCIAL STATEMENTS (Cont'd)

Fund Financial Statements. A fund is a grouping of related accounts that is used to maintain control over resources that have been segregated for specific activities or objectives. The County uses fund accounting to ensure and demonstrate compliance with finance-related legal requirements. All of the funds of the County can be divided into three categories: governmental funds, proprietary funds and fiduciary funds.

Governmental funds. Governmental funds are used to account for essentially the same functions reported as governmental activities in the government-wide financial statements. However, unlike the government-wide financial statements, governmental fund financial statements focus on near-term inflows of spendable resources, as well as on balances of spendable resources available at the end of the fiscal year. Such information may be useful in evaluating the County's near-term financing requirements.

Because the focus of governmental funds is narrower than that of the government-wide financial statements, it is useful to compare the information presented for governmental funds with similar information presented for governmental activities in the government-wide financial statements. By doing so, readers may better understand the long-term impact of the County's near-term financing decisions. Both the governmental fund balance sheet and the governmental fund statement of revenues, expenditures and changes in fund balances provide a reconciliation to facilitate this comparison between governmental funds and governmental activities.

Information is presented separately in the governmental fund balance sheet and in the governmental fund statement of revenues, expenditures, and changes in fund balance for the General Fund, Fire Operations Fund, Capital Outlay GRT Fund, Developer Fees Fund, Corrections Operations Fund, all of which are considered to be the County's major governmental funds. Data from the other governmental funds are combined into a single, aggregated presentation. Individual fund data for each of these non-major governmental funds is provided in the form of combining schedules.

Proprietary funds. The County maintains four proprietary funds. Enterprise funds are used to report the same functions presented as business-type activities in the government-wide financial statements. The County uses enterprise funds to account for its home sales program, regional planning authority, utilities, and housing authority.

Fiduciary funds. Fiduciary funds are used to account for resources held for the benefit of parties outside the county. Fiduciary funds are not reflected in the government-wide financial statements because the resources of those funds are not available to support the County's own programs. The accounting used for fiduciary funds is much like that used for proprietary funds.

STATE OF NEW MEXICO
SANTA FE COUNTY
MANAGEMENT'S DISCUSSION AND ANALYSIS (MDA)
YEAR ENDED JUNE 30, 2012

OVERVIEW OF THE FINANCIAL STATEMENTS (Concl'd)

Notes to the financial statements. The notes provide additional information that is essential to a full understanding of the data provided in the government-wide and fund financial statements.

GOVERNMENT-WIDE FINANCIAL ANALYSIS

The notes to the financial statements can be found immediately following the basic financial statements.

Other information. In addition to the basic financial statements and accompanying notes, this report also presents certain required supplementary information. Under New Mexico Administrative code Section 2.2.2, governments in New Mexico must include the budgetary comparison statement for the General Fund and major special revenue fund data as a component of the fund financial statements within the basic financial statements.

Net assets may serve over time as a useful indicator of a government's financial position. In the case of the County, assets exceeded liabilities by \$358.7M at the current fiscal year end.

A significant portion of the County's net assets reflects its investment in capital assets (e.g. land, construction in progress, infrastructure, buildings and improvements, and vehicles, furniture and equipment), less any related debt used to acquire those assets that is still outstanding. The County uses these capital assets to provide services to its citizens; consequently, these assets are not available for future spending. Although the County's investment in its capital assets is reported net of related debt, it should be noted that the resources needed to repay this debt must be provided from other resources, since the capital assets themselves cannot be used to liquidate these liabilities. In addition, a portion of the County's resources are restricted for the specified purposes of, debt service repayment and capital outlay investment.

The County's financial position is the product of several financial transactions including the net results of activities, the acquisition and payment of debt, the acquisition and disposal of capital assets, and the depreciation of capital assets. The following table presents a summary of the County's net assets for the fiscal years ended June 30, 2012 and June 30, 2011.

At fiscal year end, the County reported positive balances in all categories of net assets. The same situation held true for the prior fiscal year. The significant current year transaction was the addition of \$33M of governmental capital assets and \$1.1M of business-type capital assets.

STATE OF NEW MEXICO
SANTA FE COUNTY
MANAGEMENT'S DISCUSSION AND ANALYSIS (MDA)
YEAR ENDED JUNE 30, 2012

GOVERNMENT-WIDE FINANCIAL ANALYSIS (Cont'd)

	2012			2011		
	Governmental Activities	Business-type Activities	Total	Governmental Activities	Business-type Activities	Total
ASSETS						
Current and other assets	\$ 231,756,256	\$ 11,763,601	\$ 243,519,857	\$ 241,925,790	\$ 14,257,377	\$ 256,183,167
Capital assets, net	209,899,868	142,676,639	352,576,507	183,381,706	141,600,942	324,982,648
Total assets, net	441,656,124	154,440,240	596,096,364	425,307,496	155,858,319	581,165,815
LIABILITIES						
Current and other liabilities	13,171,414	1,462,454	14,633,868	17,501,478	621,561	18,123,039
Long-term liabilities	222,783,026	-	222,783,026	234,235,353	-	234,235,353
Total liabilities	235,954,440	1,462,454	237,416,894	251,736,831	621,561	252,358,392
NET ASSETS						
Invested in capital assets, net of related debt	124,639,859	142,676,639	267,316,498	132,366,999	141,600,472	273,967,471
Restricted						
Restricted for:						
Contractual & statutory Requirements	12,440,842	-	12,440,842	12,440,842	2,058,886	14,499,728
Debt service	16,473,448	-	16,473,448	16,520,174	-	16,520,174
Capital outlay	1,764,324	-	1,764,324	2,024,969	-	2,024,969
Unrestricted	50,383,211	10,301,147	60,684,358	10,217,681	11,576,930	21,794,611
Total net assets	\$ 205,701,684	\$ 152,977,786	\$ 358,679,470	\$ 173,570,665	\$ 155,236,288	\$ 328,806,953

Changes in net assets. The County's total revenues for the current fiscal year were \$147.5M. The total cost of all programs and services was \$117.6M. The following table presents a summary of the changes in net assets for the fiscal years ended June 30, 2012 and June 30, 2011.

STATE OF NEW MEXICO
SANTA FE COUNTY
MANAGEMENT'S DISCUSSION AND ANALYSIS (MDA)
YEAR ENDED JUNE 30, 2012

GOVERNMENT-WIDE FINANCIAL ANALYSIS (Cont'd)

	2012			2011		
	Changes in Net assets			Changes in Net assets		
	Governmental Activities	Business-type Activities	Total	Governmental Activities	Business-type Activities	Total
Revenues						
Program revenues						
Charges for services	\$ 8,747,797	\$ 2,823,904	\$ 11,571,701	\$ 7,424,331	\$ 2,341,480	\$ 9,765,811
Operating grants and contributions	14,523,026	438,353	14,961,379	21,093,732	717,719	21,811,451
Capital grants and contributions	2,505,129	-	2,505,129	4,595,262	-	4,595,262
General revenues						
Property taxes, levied for debt svc.	13,315,084	-	13,315,084	12,949,956	-	12,949,956
Property taxes, levied for general	45,555,613	-	45,555,613	46,338,473	-	46,338,473
Gross receipt taxes	48,434,191	-	48,434,191	37,989,774	-	37,989,774
Other taxes	5,572,038	-	5,572,038	6,531,461	-	6,531,461
Investment income	1,891,471	21,377	1,912,848	2,244,503	23,788	2,268,291
Total revenues	140,544,349	3,283,634	143,827,983	139,167,492	3,082,987	142,250,479
Expenses						
General government	18,783,921	-	18,783,921	20,507,599	-	20,507,599
Public safety	45,179,971	-	45,179,971	45,421,966	-	45,421,966
Culture and recreation	3,128,532	-	3,128,532	10,950,419	-	10,950,419
Public works	4,328,527	-	4,328,527	3,749,786	-	3,749,786
Highways and streets	22,260,565	-	22,260,565	12,261,763	-	12,261,763
Health and welfare	4,178,798	-	4,178,798	10,039,701	-	10,039,701
Interest on long-term debt	9,253,219	-	9,253,219	9,457,847	-	9,457,847
Regional Planning Authority	-	3,722	3,722	-	8,491	8,491
Utilities Department	-	6,018,732	6,018,732	-	2,576,235	2,576,235
Housing Services	2,952,147	1,541,240	4,493,387	-	1,017,817	1,017,817
Total expenses	110,065,680	7,563,694	117,629,374	112,389,081	3,602,543	115,991,624
Increase (decrease) in net assets before transfers						
	30,478,669	(4,280,060)	26,198,609	26,778,411	(519,556)	26,258,855
Transfers	1,652,350	2,021,089	3,673,439	(21,031,925)	21,031,925	-
Change in net assets	\$ 32,131,019	\$ (2,258,971)	\$ 29,872,048	\$ 5,746,486	\$ 20,512,369	\$ 26,258,855

STATE OF NEW MEXICO
SANTA FE COUNTY
MANAGEMENT'S DISCUSSION AND ANALYSIS (MDA)
YEAR ENDED JUNE 30, 2012

GOVERNMENT-WIDE FINANCIAL ANALYSIS (Cont'd)

Governmental and Business-type activities. The following table presents the cost of the twelve (12) major County functional activities. The table also shows each function's net cost (total cost less charges for services generated by the activities and intergovernmental aid provided for specific programs). The net cost shows the financial burden that was placed on the State and County's taxpayers by each of these functions.

	2012		2011	
	Total Expenses	Net (Expense)/ Revenue	Total Expenses	Net (Expense)/ Revenue
Governmental Activities				
General government	\$ 18,783,921	\$ (11,706,384)	\$ 20,507,599	\$ (12,994,773)
Public safety	45,179,971	(36,114,422)	45,421,966	(35,659,074)
Culture and recreation	3,128,532	(1,602,429)	10,950,419	(1,280,362)
Public works	4,328,527	(1,162,756)	3,749,786	(3,749,786)
Highways and streets	22,260,565	(21,364,859)	12,261,763	(11,951,085)
Health and welfare	4,178,798	(2,761,939)	6,755,667	(3,867,472)
Housing	2,952,147	(323,720)	3,284,034	(315,537)
Interest on long-term debt	9,253,219	(9,253,219)	9,457,847	(9,457,847)
Total	\$ 110,065,680	\$ (84,289,728)	\$ 112,389,081	\$ (79,275,936)
Business-type Activities				
Home Sales	\$ 132,395	\$ (128,258)	\$ -	\$ -
Regional planning authority	3,722	264	8,491	(3,491)
Utilities	6,018,732	(3,552,867)	2,576,235	(504,157)
Housing services	1,408,845	(620,576)	1,017,817	(35,696)
Total	\$ 7,563,694	\$ (4,301,437)	\$ 3,602,543	\$ (543,344)

- The cost of all governmental activities this year was \$110.1M; the decrease of \$2.3M from the prior year was primarily due to a decrease in expenses for economic development, culture and recreation, and highways and streets supported by State and Federal grants, which were also offset by increases relative to public works and health and welfare. The Economic Development Fund's expenditures decreased to \$2.2M in the current year from \$9.4M in the prior fiscal year due to the Santa Fe Studios project.
- The cost of all business-type activities this year was \$7.6M, an increase of \$4M from the prior year mainly in utilities, home sales and housing services expenditures.
- Charges for services and contributions subsidized certain governmental

STATE OF NEW MEXICO
SANTA FE COUNTY
MANAGEMENT'S DISCUSSION AND ANALYSIS (MDA)
YEAR ENDED JUNE 30, 2012

GOVERNMENT-WIDE FINANCIAL ANALYSIS (Concl'd)

programs and business-type programs with revenues of \$29M, a decrease of \$7.2M from the prior year. The decrease is due to a \$1M decrease in health and welfare grants and a decrease of \$8.1M in grants for the Santa Fe Studios project from the State. The decreases were offset by increases of \$871K in charges for services for both public safety and housing. The remainder is related to additional increases for public works relative to grants, both State and Federal for road construction projects and energy efficiency measures.

- Net cost of governmental activities of \$84.3M was financed by general revenues, which are made up primarily of property taxes and gross receipts taxes of \$107.3M. The majority of costs can be attributed to general government, public safety and highways and streets. The significant increase of \$10M in highways and streets may be attributed to the completion of the County Road 98 project.

FINANCIAL ANALYSIS OF THE COUNTY'S FUNDS

As noted earlier, the county uses fund accounting to ensure and demonstrate compliance with finance related legal requirements.

Governmental funds. The focus of the County's governmental funds is on near-term inflows, outflows and balances of spendable resources. Such information is useful in assessing the County's financing requirement. In particular, unreserved fund balances may serve as a useful measure of the County's net resources available for spending at the end of the fiscal year.

The financial performance of the County as a whole is reflected in its governmental funds. As the County completed the year, its governmental funds reported a combined fund balance of \$194.8M, a decrease of \$7.3M. The General Fund is the principal operating fund of the County. The General Fund's fund balance increased \$13.4M to \$71.6M at year end. This positive variance is explained in greater detail under "Budgetary Highlights" below.

Proprietary funds. Net assets of the Enterprise Funds decreased \$2.26M to \$153M at year end primarily due to a reimbursement to the General Fund for a loan to cover the acquisition of water rights totaling \$2.0M. The Utilities CIP decreased by \$99M, which represents the completion of the Buckman Water Treatment Plant capitalized in fiscal year 2012, which resulted in depreciation expense of \$1.99M. See Footnote 5, page 56-57, for the capital asset roll forward.

BUDGETARY HIGHLIGHTS

There were several amendments to the County's fiscal year 2011-2012 General Fund operating budget. A statement reporting the original and final budget amounts

STATE OF NEW MEXICO
SANTA FE COUNTY
MANAGEMENT'S DISCUSSION AND ANALYSIS (MDA)
YEAR ENDED JUNE 30, 2012

BUDGETARY HIGHLIGHTS (CONT'D)

compared to the County's actual financial activity for the General Fund is provided in this report as a basic financial statement. The significant variances from budget to actual in the General Fund are summarized as follows:

- The favorable variance of \$12.2M in the operational budget was due to a variety of factors, see page 32. First, a \$5.0M contingency set-aside for this recessionary economy to accommodate any unforeseen emergencies or a material downturn in revenue collections was again budgeted but not spent. No emergencies arose and property tax revenue exceeded budget by \$5.6M. Second, gross receipt tax collections (State GRT equalization) exceeded budget by \$500K. Second, \$3.6M in encumbered funds was unspent and rolled to the next fiscal year. Finally, the County realized \$800K in vacancy savings.
- The Judicial Court Complex project experienced a favorable variance of \$1.1M for encumbered funds rolled forward to the next fiscal year and an additional \$800K was set-aside for the Judicial Court Complex project but was not encumbered.

The significant variances from budget to actual in the Corrections Operations Fund are summarized as follows:

- The negative variance of \$2.7M can be attributed to decreased revenues that included a reduced operating transfer from the General Fund.
- The County purposely used more Corrections Operations Fund's fund balance in FY 2012 to allow the General Fund to manage its many competing demands.

The positive variance of \$1.5M from budget to actual in the Capital Outlay GRT Fund can be attributed to increased GRT collections of \$490K and reduced expenditures of \$3.5M when compared to the prior year expenditures. Many open space, roads and water projects were completed in the prior year, resulting in lesser expenditures in FY 2012. Additionally, some originally budgeted projects were held as the County moves towards a more coordinated and effective capital improvement program where all needs will be balanced and all available funds are considered as part of the larger program.

A variety of capital projects are in various stages of planning and construction with varying levels of funds. Developing a rational plan for completing projects already in progress and reevaluating the feasibility and priority of projects being considered as well as those on a "wish list" presents a challenge for the BCC and the staff. This plan must balance the County's limited resources with the needs of the community.

CAPITAL ASSETS AND DEBT ADMINISTRATION

Capital Assets. At year end, the County had invested \$352.6M in capital assets, including buildings, water systems, facilities, vehicles, computers, equipment, and infrastructure assets. This amount represents a net increase prior to depreciation of

STATE OF NEW MEXICO
SANTA FE COUNTY
MANAGEMENT'S DISCUSSION AND ANALYSIS (MDA)
YEAR ENDED JUNE 30, 2012

CAPITAL ASSETS AND DEBT ADMINISTRATION (Cont'd)

\$27.6M. Total depreciation expense for the current fiscal year was \$9.1M. The following schedule presents capital asset balances for the fiscal years ended June 30, 2012 and June 30, 2011.

Governmental Activities	As of June 30, 2012	As of June 30, 2011
Land	\$ 35,377,005	\$ 35,127,088
Buildings and improvements	108,443,440	100,811,505
Infrastructure	42,217,945	36,173,117
Vehicles, Furn. Fixtures & Equip.	52,664,895	50,879,646
Construction in progress	44,580,383	29,599,798
Right of way land	10,109,940	10,109,940
Less: Accumulated depreciation	(83,493,740)	(79,319,388)
Total	\$ 209,899,868	\$ 183,381,706
Business-type Activities		
Land	\$ 2,164,596	\$ 2,072,830
Buildings and improvements	7,853,927	7,674,401
Water systems	116,451,257	16,774,346
Vehicles, Furn. Fixtures & Equip.	950,764	928,942
Construction in progress	1,884,040	98,188,788
Water rights	21,704,696	21,704,695
Less: Accumulated depreciation	(8,332,641)	(5,743,060)
Total	\$ 142,676,639	\$ 141,600,942

Governmental Activities

The estimated cost to complete current construction projects is \$27M. Additional information on the County's capital assets can be found in Note 5 Capital Assets, page 56, and 57.

The County completed the following projects at the end of fiscal year 2012:

- Agua Fria Phase III \$3,334,526
- Pojoaque Community Center \$ 384,660
- Santa Fe Studios \$1,061,609
- La Tierra Fire Station \$ 698,215
- Pojoaque Fire Living Quarters \$ 914,823
- Rancho Viejo Fire Station \$3,761,275

STATE OF NEW MEXICO
SANTA FE COUNTY
MANAGEMENT'S DISCUSSION AND ANALYSIS (MDA)
YEAR ENDED JUNE 30, 2012

CAPITAL ASSETS AND DEBT ADMINISTRATION (Concl'd)

Debt Administration. At year end, the County had \$216.2M in long-term debt outstanding. The following table presents a summary of the County's outstanding long-term debt for the fiscal year ended June, 30, 2012 and June 30, 2011. Additional information on the County's debt can be found in Note 9 Bonds Payable, page 60 and 61.

	2012	2011
Bonds payable	\$122,550,000	\$130,165,000
Revenue bonds payable	<u>\$ 93,620,000</u>	<u>\$ 96,465,000</u>
TOTAL	<u><u>\$216,170,000</u></u>	<u><u>\$226,630,000</u></u>

ECONOMIC FACTORS AND NEXT YEAR'S BUDGET AND RATES

State statutes currently limit the amount of general obligation debt a County may issue to 4 percent of its total assessed valuation for general purposes. The current debt limitation for general purposes for the County is \$275M. State statute currently does not limit the amount of general obligation debt a County may issue for a Water and Wastewater system.

Credit Ratings. The financial condition of the County is strong as reflected by the County's bond rating of Aaa from Moody's and AA+ from S & P for the General Obligation Improvement and Refunding Series 2011. Such a rating was assigned given that the County's restricted revenues provide satisfactory debt service coverage, the County has a large and diverse tax base and the County maintains solid financial operations with strong reserves.

The fiscal year 2013 budget cycle began in February with a different approach from prior fiscal years and still a somewhat more optimistic view of the financial picture than in the past two budget cycles. Santa Fe County staff completed Phase I of Performance Based Budgeting in FY 2012. In making this transition, staff was asked to change the budgeting process and focus on performance driven planning. During fiscal year 2012 managers were asked to provide historical data for their respective programs with the mindset that such an exercise would assist in developing the benchmarks for budget planning in fiscal year 2013. In establishing future benchmarks, staff was asked to answer the following questions:

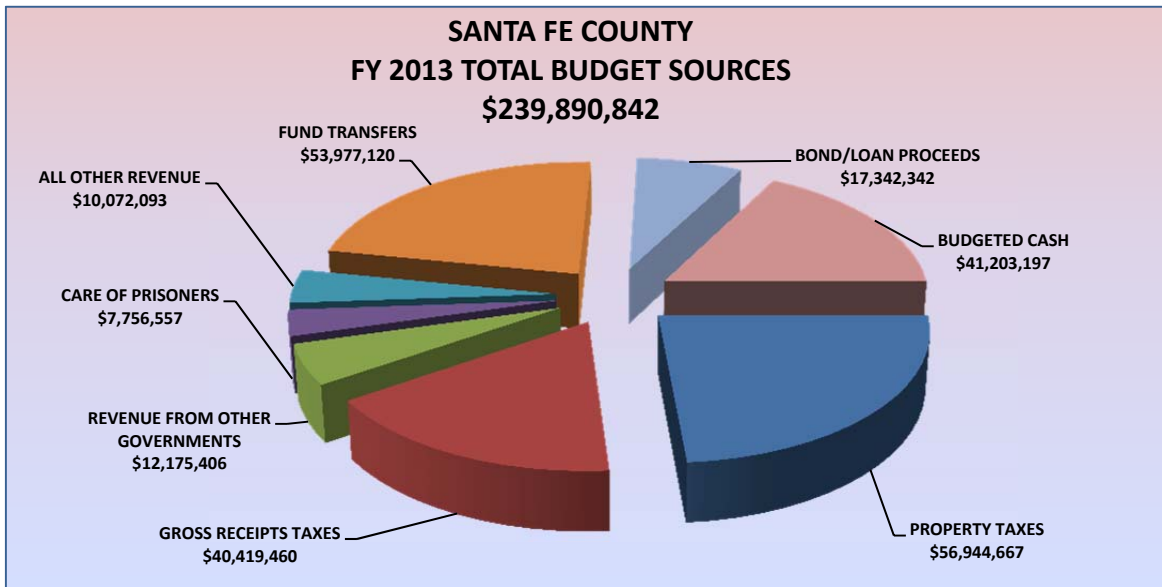
- How much service did we deliver?
- How well did we do it?
- How much change/effect did we produce (i.e. is anyone better off?)

STATE OF NEW MEXICO
 SANTA FE COUNTY
 MANAGEMENT'S DISCUSSION AND ANALYSIS (MDA)
 YEAR ENDED JUNE 30, 2012

The FY 2013 budget was significantly higher than that of the prior year, mainly due to the transition towards performance based budgeting, but there were other contributing factors. First, after several years of restrictions and cuts, the County increased the asset

ECONOMIC FACTORS AND NEXT YEAR'S BUDGET AND RATES (Cont'd)

renewal and replacement package to \$6.1M from \$4.2M for FY 2012. This was necessary due to deferred maintenance that had extended asset use due to lesser resources in difficult times. Secondly, the County provided a 1 percent increase to all employees effective at mid-year totaling \$214K. Additionally, the County also increased benefit coverage to employees with annual salaries less than \$30K by picking up a larger employer percentage. This was done to assist those employees that could not previously afford health insurance coverage resulting in a cost of \$303K. Lastly, the County "unfroze" 24 previously frozen vacant FTEs for a total of \$958K as well as the creation of 54.05 new FTEs for Utilities, Corrections Operations, Building Services, Open Space, Facilities Maintenance and the Sheriff's Office totaling \$2.1M. These increases



were approved by the county commissioners with a goal of improving morale and decreasing absenteeism as the staff had been pushed to do more by management with fewer resources in previous years.

Many of the County's budget priorities remain the same in FY 2013 as they were in FY 2012. Funding for the Health Programs, Corrections Department, Regional Emergency Communications Center (RECC) and Fire Division were priorities in both years and will continue to create funding challenges for the foreseeable future.

STATE OF NEW MEXICO
SANTA FE COUNTY
MANAGEMENT'S DISCUSSION AND ANALYSIS (MDA)
YEAR ENDED JUNE 30, 2012

In completing the first phase in the transition to a results-accountable/performance-based budget process the County relied on citizen input from a citizen survey conducted in fiscal year 2011. In making the transition, the County required that departments tie their functions to the seven stated key areas of focus: infrastructure, going green, community enhancement (including public safety), growth management, savings and efficiency, employee development and transparency.

ECONOMIC FACTORS AND NEXT YEAR'S BUDGET AND RATES (Cont'd)

Revenue projections supported a very modest increase in property tax revenue while a slight decrease in gross receipts taxes supporting solid waste and wastewater operations was predicted. Public safety and the roads maintenance program were increased significantly in response to citizen priorities. Also in response to citizen priorities, economic development funding and funding for energy efficiency and renewable energy programs was expanded. For the first time since the onset of the economic downturn, Santa Fe County was able to increase funding to important programs as well as devote cash to asset replacement and other capital expenditures. The following highlight changes as well as challenges in the FY2013 budget:

- Road maintenance, improvement and construction of new roads continue to grow as a higher priority than in past years. The funding priority is being handled largely through increased general fund support for maintenance operations and the planned use of bond proceeds and capital outlay GRT for road improvements and construction. The FY2013 budget increased funding for road maintenance and associated equipment by increasing support from the General Fund from \$3.3M in FY2012 in to the FY2013 level of \$4.5M. Additionally, included in the capital improvement program's four-year financing strategy is the issuance of \$19M in general obligation bonds specifically for road improvement and construction purposes. There is also \$4.4M budgeted for road improvements from past bond issues and \$1.8M in capital outlay GRT in the FY2013 budget.
- Santa Fe County continues to seek a delicate balance between operating safe, secure and effective detention facilities. The fiscal year 2013 budget contemplates a significant increase in the amount of earned revenue that the adult and juvenile facilities receive for the care of non-County offenders which will be used to offset a significant increase in the number of authorized positions. The General Fund was called upon to increase its support of correctional services (\$9.6M for operations and \$2.1M for capital expenditures and large one-time maintenance expenditures) as the County identifies needed improvements to programs and facilities. The County has recently negotiated new contracts with interested entities (15-20 entities) for the care of prisoners. Additionally, revenue witnessed a spike due to the intake of U.S. Marshall inmates ranging from 120-140 inmate count per month. If the inmate numbers remain constant, it could result in a consistent \$3M to \$3.5M in care of prisoner revenue, which will help reduce the reliance on General Fund transfers.
- At the onset of the great recession the County was forced to limit its planned expansion of fire and emergency medical services which was slated to include both staff and capital. Since FY2010 the Fire Services Division has been forced to compete with health programs and the Regional Emergency Communications Center

STATE OF NEW MEXICO
SANTA FE COUNTY
MANAGEMENT'S DISCUSSION AND ANALYSIS (MDA)
YEAR ENDED JUNE 30, 2012

(RECC) for gross receipt tax revenues which have remained flat. Currently the City of Santa Fe does not pay Santa Fe County for operational costs of the RECC but does contribute to capital costs. Thus both the Fire Services Division and the RECC continue to compete for funding with the other functions placing increasing demands on limited resources. The County plans to take the Fire Excise Tax to the voters in the November General Election. The hope is that the tax can be re-imposed so that

ECONOMIC FACTORS AND NEXT YEAR'S BUDGET AND RATES (Cont'd)

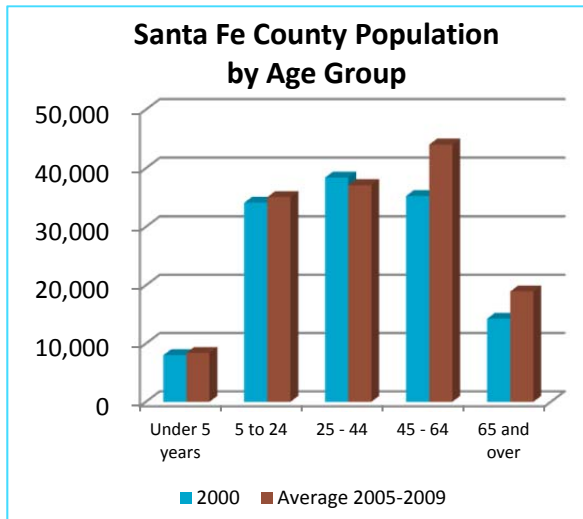
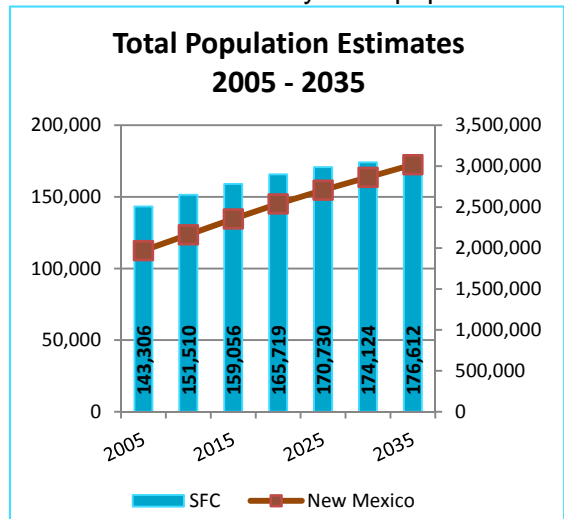
collections can ease the burden on the other functions that compete with the Fire Services Division for support and allow for the expansion of the Fire Services Division.

- Economic development is also an important concern for the citizens of Santa Fe County. The County has collaborated with private partners and other governmental entities to bring clean industries and well paying jobs to the County. Such partnerships as REDI Net and Santa Fe Studios are and will continue to bring opportunities to the area.
- Developing a system for solid waste collection/disposal that is both convenient and affordable for residents and sustainable budgetarily has been a challenge for Santa Fe County. Under the current system, the County operates seven transfer stations and one recycling center which serve County residents living outside the City of Santa Fe. Users of the transfer stations must purchase a permit which allows for a certain number of uses per permit, however, recycling is free. There is no curbside pick-up of refuse or recyclables provided by Santa Fe County although many residents pay a private hauler for curbside pick-up. The County plans to conduct an assessment in FY2013 analyzing a move to curbside pickup and a sustainable program moving forward.
- There are still large areas in the County that rely on community wells for their water supply. During FY2012, the County received several assistance appeals from failing mutual domestic water associations (MDWA). In FY 2013, the County may take over several MDWA and see increases in the customer base as well as the infrastructure. Linked to the above challenge is the collaborative construction of a regional water system, the need for which resulted from legislation (Aamodt) that ratified an old federal lawsuit. The legislation addresses water rights with the native Pueblos in the Pojoaque Valley. There are different components related to the regional water utility (pipeline). The state and Santa Fe County will pay for the non-Pueblo portion of the diversion, treatment, and transmission works needed as part of the build out of the initial core project components. Distribution systems will be constructed where there are enough customers in that area of the basin to support the construction and operation of such works. In the event that the County Water Utility does not extend distribution lines to a well owner who has chosen to connect, that well owner may continue to rely on their well.
- The settlement agreement authorizes the U.S. Bureau of Indian Affairs to acquire Top of the World water rights from Santa Fe County for just over \$5.0M. The County will utilize a portion of the water rights proceeds for a full-time engineer position and the remainder will be earmarked for future operations, maintenance and replacement costs.

STATE OF NEW MEXICO
SANTA FE COUNTY
MANAGEMENT'S DISCUSSION AND ANALYSIS (MDA)
YEAR ENDED JUNE 30, 2012

The 2010 decennial census revealed a population of 144,170 which includes the 67,947 individuals located in the City of Santa Fe. This reflects a countywide population percentage increase since the 2000 decennial census of 11.5 percent, a lower percentage increase than the State as a whole which saw a 13.2 percent increase during the same period. Estimates for 2011 increase the population to 145,648. The 2011 estimate reflects a countywide population percentage increase of 1.02 percent.

ECONOMIC FACTORS AND NEXT YEAR'S BUDGET AND RATES (Cont'd)



Santa Fe County had 71,267 housing units, of which 61,963 were occupied. The 2011 estimate of housing units increased slightly to 72,218 by 951 or 1.3 percent. The cost of living in Santa Fe is above the national average. The cost of living index for Santa Fe County was 92.9 as of January 2011. Wages are around the national average but above the average for the State of New Mexico. The median household income in Santa Fe County was \$52,220 in 2009, compared to the state average of \$42,830. In 2010 the unemployment rate averaged 7.1 percent in the County, 1.3 percent less than the State average of 8.4 percent. Total 2010 employment was 71,844 persons, down from its 2007 peak of 75,900. The average median price for a home (with a mortgage) for Santa Fe County was \$294,400 according to the 2005-2009 ACS estimates.

All of these indicators were considered when preparing the FY 2013 budget. The County's total budget for FY 2013 of \$239,890,842 represents an increase of \$21.6M or 10 percent over the prior year's budget. The General Fund budget totals \$73,208,970 an increase of \$12.7M from FY 2012. Gross receipts taxes appear to have stabilized

STATE OF NEW MEXICO
SANTA FE COUNTY
MANAGEMENT'S DISCUSSION AND ANALYSIS (MDA)
YEAR ENDED JUNE 30, 2012

and were budgeted flat, and property tax revenue estimates were slightly increased by \$1.5M or 4%. Budgeted cash was increased by \$11.4M to support the new approach of performance based budgeting for outcomes, in line with the true cost of doing business. The Special Revenue Funds were also increased by \$11.9M mainly due to an increase of \$2.5M in licenses, fees, fines and other revenue, and increased transfers in of \$9.9M. The increase was the result of an increase to the Road Fund transfer by \$1.6M to \$4.5m.

Looking forward, the County will be affected by slowed revenue collections and increased general fund support to the jail, fire, RECC and health operations. Additionally,

ECONOMIC FACTORS AND NEXT YEAR'S BUDGET AND RATES (Concl'd)

the County will have to focus strongly on the stated priorities and their potential need for additional general fund cash reserves. The County does anticipate a decrease in reserve levels at year-end due to the economy as well as planned decreases so that continued support may occur for senior services, delayed asset management and replacement needs, and support general fund of the programs that do not have adequate sources of funding.

Santa Fe County's past practice of conservative budgeting and restructuring the funding of large programs to stabilize the entire budget has served the County and the community well. Further, utilizing a limited amount of cash reserves in previous fiscal years has aided in the transition to the new structure while maintaining services and minimizing the impact to staff. Although there are many challenges ahead, Santa Fe County is in a good position to meet those challenges and provide residents with a safe and vibrant community.

We believe this written analysis and the accompanying financial reports will indicate to the reader that Santa Fe County is in good financial health. Factors such as bond ratings, fund balances, cash on hand and budget management, will reflect a positive financial direction and management.

Request for Information

This financial report is designed to provide our citizens, taxpayers, customer, and investors and creditors with a general overview of the County's finances and to demonstrate the County's accountability for the resources it receives. If you have any questions about this report or need additional information, contact the Finance Division, Santa Fe County, 102 Grant Avenue, Santa Fe, New Mexico 87501 or visit our website at www.santafecounty.org.

(This page intentionally left blank)



Potrero Wetlands

Photo by Kristine Mihelcic

BASIC FINANCIAL STATEMENTS

(This page intentionally left blank)



Arroyo Hondo Open Space

Photo by Kristine Mihelcic

GOVERNMENT-WIDE FINANCIAL STATEMENTS

**STATE OF NEW MEXICO
SANTA FE COUNTY
STATEMENT OF NET ASSETS
JUNE 30, 2012**

	Governmental Activites	Business-type Activites	Total
<u>ASSETS</u>			
Current assets:			
Cash and investments	\$ 172,976,771	\$ 10,491,712	\$ 183,468,483
Cash and investments - restricted	17,605,826	127,056	17,732,882
Receivables (net of allowance for uncollectible)	4,996,245	531,666	5,527,911
Accounts receivable	2,421,082	-	2,421,082
Taxes receivable	15,008,749	-	15,008,749
Interest receivable	403,720	-	403,720
Grantor agencies receivable	2,800,643	-	2,800,643
Mortgages receivable	13,890,302	-	13,890,302
Down payment assistance receivable	120,000	-	120,000
Prepaid and other assets	19,833	391	20,224
Held for sale - Land	-	120,000	120,000
Held for sale - Buildings/Improvements	-	460,032	460,032
Total current assets	230,243,171	11,730,857	241,974,028
Noncurrent assets:			
Notes receivable	-	32,744	32,744
Deferred charges	1,513,085	-	1,513,085
Land	35,377,005	2,164,596	37,541,601
Right of Way Land	10,109,940	-	10,109,940
Construction in progress	44,580,383	1,884,040	46,464,423
Buildings & improvements	108,443,440	7,853,927	116,297,367
Infrastructure	42,217,945	-	42,217,945
Vehicles, furniture, fixtures & equipment	52,664,895	950,764	53,615,659
Water rights	-	21,704,696	21,704,696
Water systems	-	116,451,257	116,451,257
Accumulated depreciation	(83,493,740)	(8,332,641)	(91,826,381)
Total noncurrent assets	211,412,953	142,709,383	354,122,336
Total Assets	441,656,124	154,440,240	596,096,364
<u>LIABILITIES</u>			
Current liabilities:			
Accounts payable	5,147,935	918,893	6,066,828
Accrued wages and benefits	1,935,387	63,326	1,998,713
Deposits held for others	212,405	290,317	502,722
Unearned revenue	29,602	111,667	141,269
Due to other governments	-	78,251	78,251
Other current liabilities	51,322	-	51,322
Accrued interest payable	3,094,454	-	3,094,454
Compensated absences payable	3,082,449	-	3,082,449
Loan payable	425,035	-	425,035
Bonds payable	11,890,000	-	11,890,000
Total current liabilities	25,868,589	1,462,454	27,331,043
Noncurrent liabilities:			
Deferred bond items	2,700,309	-	2,700,309
Non-current portion of long-term obligations	207,385,542	-	207,385,542
Total noncurrent liabilities	210,085,851	-	210,085,851
Total Liabilities	235,954,440	1,462,454	237,416,894
<u>NET ASSETS</u>			
Invested in capital assets, net of related debt	124,639,859	142,676,639	267,316,498
Restricted for:			
Contractual & Statutory requirements	12,440,842	-	12,440,842
Debt service	16,473,448	-	16,473,448
Capital outlay	1,764,324	-	1,764,324
Unrestricted	50,383,211	10,301,147	60,684,358
Total Net Assets	\$ 205,701,684	\$ 152,977,786	\$ 358,679,470

The accompanying notes to the financial statements are an integral part of this statement.

STATE OF NEW MEXICO
SANTA FE COUNTY
STATEMENT OF ACTIVITIES
YEAR ENDED JUNE 30, 2012

Functions/Programs	Program Revenues				Net (Expense) Revenue and Changes in Net Assets		
	Expenses	Charges for Services	Operating Grants and Contributions	Capital Grants and Contributions	Governmental Activities	Business-type Activities	Totals
Primary Government							
Governmental activities:							
General government	\$ 18,783,921	3,162,962	2,486,535	1,428,040	(11,706,384)	-	(11,706,384)
Public safety	45,179,971	5,428,742	3,636,807	-	(36,114,422)	-	(36,114,422)
Culture & recreation	3,128,532	-	1,526,103	-	(1,602,429)	-	(1,602,429)
Public works	4,328,527	-	3,165,771	-	(1,162,756)	-	(1,162,756)
Highways & streets	22,260,565	-	69,725	825,981	(21,364,859)	-	(21,364,859)
Health & welfare	4,178,798	2,490	1,414,369	-	(2,761,939)	-	(2,761,939)
Housing	2,952,147	153,603	2,223,716	251,108	(323,720)	-	(323,720)
Interest on long-term debt	9,253,219	-	-	-	(9,253,219)	-	(9,253,219)
Total governmental activities	110,065,680	8,747,797	14,523,026	2,505,129	(84,289,728)	-	(84,289,728)
Business-type activities:							
Home sales	132,395	4,137	-	-	-	(128,258)	(128,258)
Regional planning authority	3,722	3,986	-	-	-	264	264
Utilities	6,018,732	2,466,334	-	-	-	(3,552,398)	(3,552,398)
Housing services	1,408,845	349,916	438,353	-	-	(620,576)	(620,576)
Total business-type activities	7,563,694	2,824,373	438,353	-	-	(4,300,968)	(4,300,968)
Total primary government	\$ 117,629,374	11,572,170	14,961,379	2,505,129	(84,289,728)	(4,300,968)	(88,590,696)
General revenues:							
Taxes:							
Property taxes, levied for general purposes					45,555,613	-	45,555,613
Property taxes, levied for debt service					13,315,084	-	13,315,084
Gross receipts taxes					48,434,191	-	48,434,191
Other taxes					5,572,038	-	5,572,038
Investment income					1,891,471	21,377	1,912,848
Contributed capital					-	3,673,439	3,673,439
Transfers					1,652,350	(1,652,350)	-
Total general revenues and transfers					116,420,747	2,042,466	118,463,213
Change in net assets					32,131,019	(2,258,502)	29,872,517
Net assets, beginning of year					173,570,665	155,236,288	328,806,953
Net assets, end of year					\$ 205,701,684	\$ 152,977,786	\$ 358,679,470

The accompanying notes to the financial statements are an integral part of this statement.

(This page intentionally left blank)



El Rancho de Las Golondrinas

Photo by Erika Lovato

FUND FINANCIAL STATEMENTS

STATE OF NEW MEXICO
SANTA FE COUNTY
Balance Sheet
Governmental Funds
June 30, 2012

	Major Funds						Total Governmental Funds
	Special Revenue				Capital Projects		
	General	Fire Operations	Developer Fees	Corrections Operations	Capital Outlay GRT	Non-Major Other Governmental Funds	
ASSETS							
Cash and investments	\$ 55,378,765	4,785,546	92,033	-	28,420,654	84,299,773	172,976,771
Cash and investments - restricted	8,315,290	-	1,605,697	4,928,398	-	2,756,441	17,605,826
Receivables (net of allowance for uncollectible)	-	3,779,705	3,290	1,155,874	-	57,376	4,996,245
Accounts receivable	329,180	-	-	-	-	2,091,902	2,421,082
Taxes receivable	7,494,690	1,373,387	-	-	1,545,548	4,595,124	15,008,749
Interest receivable	327,038	-	-	64,475	-	12,207	403,720
Grantor agencies receivable	162,842	103,137	-	-	-	2,534,664	2,800,643
Mortgages receivable	-	-	13,890,302	-	-	-	13,890,302
Down Payment Assistance receivable	-	-	120,000	-	-	-	120,000
Prepays & other	-	-	-	-	-	19,833	19,833
Due from other funds	6,395,766	-	-	-	-	219,792	6,615,558
Total Assets	\$ 78,403,571	10,041,775	15,711,322	6,148,747	29,966,202	96,587,112	236,858,729
LIABILITIES							
Accounts payable	\$ 1,084,000	215,795	-	469,660	154,758	3,223,722	5,147,935
Accrued wages and benefits	649,361	279,762	3,938	465,518	-	536,808	1,935,387
Deposits held for others	131,477	-	-	-	-	80,928	212,405
Deferred revenue	4,911,836	3,778,471	14,013,592	595,705	-	4,378,793	27,678,397
Loan payable	-	-	-	-	-	400,000	400,000
Other current liabilities	24,509	-	-	11,428	-	15,385	51,322
Due to other funds	-	-	-	496,901	-	6,118,657	6,615,558
Total Liabilities	6,801,183	4,274,028	14,017,530	2,039,212	154,758	14,754,293	42,041,004
FUND BALANCE							
Nonspendable	-	-	-	-	-	19,833	19,833
Restricted	27,022,089	4,588,064	1,614,459	4,109,535	29,811,444	80,849,881	147,995,472
Committed	21,000,000	1,179,683	79,333	-	-	963,105	23,222,121
Unassigned	23,580,299	-	-	-	-	-	23,580,299
Total Fund Balance	71,602,388	5,767,747	1,693,792	4,109,535	29,811,444	81,832,819	194,817,725
Total Liabilities and Fund Balance	\$ 78,403,571	10,041,775	15,711,322	6,148,747	29,966,202	96,587,112	236,858,729

The accompanying notes to the financial statements are an integral part of this statement.

STATE OF NEW MEXICO
SANTA FE COUNTY
RECONCILIATION OF THE BALANCE SHEET - GOVERNMENTAL FUNDS
TO THE STATEMENT OF NET ASSETS
JUNE 30, 2012

Total fund balance governmental funds **\$ 194,817,725**

Amounts reported for *governmental activities* in the Statement of Net Assets are different because:

Capital assets used in governmental activities are not financial resources and, therefore, are not reported in the governmental funds.

Governmental capital assets	293,393,608	
Less accumulated depreciation	<u>(83,493,740)</u>	209,899,868

Some revenues will not be available to pay for current period expenditures and, therefore, are deferred in the governmental funds.

Property taxes	5,830,882	
Mortgages	14,013,592	
Charges for services	4,384,071	
Intergovernmental	<u>3,420,250</u>	27,648,795

Deferred charges related to the issuance of debt are amortized over the life of the associated debt in the government-wide statements. 1,513,085

Long-term liabilities are not due and payable in the current period and, therefore, are not reported in the funds.

Deferred bond issuance items	(2,700,309)	
Accrued interest payable	(3,094,454)	
Compensated absences payable	(3,082,449)	
Loans payable	(423,697)	
Bonds payable	(216,945,000)	
Landfill closure and post closure costs payable	<u>(1,931,880)</u>	<u>(228,177,789)</u>

Net assets of governmental activities **\$ 205,701,684**

The accompanying notes to the financial statements are an integral part of this statement.

STATE OF NEW MEXICO
SANTA FE COUNTY
Statement of Revenues, Expenditures, and Changes in Fund Balances
Governmental Funds
For the Fiscal Year Ended June 30, 2012

	Major Funds						Total Governmental Funds
	Special Revenue				Capital Projects		
	General	Fire Operations	Developer Fees	Corrections Operations	Capital Outlay GRT	Non-Major Other Governmental Funds	
REVENUES							
Property taxes	\$ 28,008,593	-	-	6,000,000	-	23,908,171	57,916,764
Gross receipts taxes	7,882,901	10,916,273	-	4,499,255	9,012,605	16,123,157	48,434,191
Other taxes & assessments	1,303,214	-	-	-	-	4,268,824	5,572,038
Licenses, Permits, & Fees	503,423	27,051	-	-	-	6,351	536,825
Charges for services	1,938,303	728,612	64,868	4,511,964	-	479,370	7,723,117
Fines & forfeitures	1,705	-	-	-	-	486,150	487,855
Interest earnings	1,608,197	-	488	201,055	-	81,731	1,891,471
Federal grants	109,163	455,947	-	118,922	-	4,541,814	5,225,846
State grants	753,010	564,409	-	-	-	8,038,932	9,356,351
Other	301,856	244,091	-	-	-	602,484	1,148,431
Intergovernmental	741,488	261,656	-	150,000	87,513	145,419	1,386,076
Total Revenues	43,151,853	13,198,039	65,356	15,481,196	9,100,118	58,682,403	139,678,965
EXPENDITURES							
General Government	18,558,010	-	-	-	-	1,196,999	19,755,009
Public Safety	-	10,731,528	-	16,539,373	-	16,804,372	44,075,273
Culture & Recreation	931,569	-	-	-	-	3,640,031	4,571,600
Public Works	4,287,209	-	-	-	-	41,318	4,328,527
Highways & Streets	555,547	-	-	-	35,402	20,565,755	21,156,704
Health & Welfare	2,207,956	-	-	-	-	11,547,076	13,755,032
Housing	47,256	-	165,772	-	-	2,739,119	2,952,147
Capital Improvements	1,841,533	-	-	-	3,826,155	11,299,046	16,966,734
Debt Service - Principal	-	-	-	-	-	11,729,972	11,729,972
Debt Service - Interest	-	-	-	-	-	9,239,266	9,239,266
Commitments & other fees	-	-	-	-	-	62,579	62,579
Total Expenditures	28,429,080	10,731,528	165,772	16,539,373	3,861,557	88,865,533	148,592,843
Excess (deficiency) of revenues over expenditures	14,722,773	2,466,511	(100,416)	(1,058,177)	5,238,561	(30,183,130)	(8,913,878)
Other Financing Sources (Uses)							
Transfers from other funds	2,376,100	57,200	-	555,745	-	13,235,517	16,224,562
Transfers to other funds	(3,706,891)	(2,965,378)	-	(2,252,005)	(3,732,229)	(1,915,709)	(14,572,212)
Net Other Financing Sources (Uses)	(1,330,791)	(2,908,178)	-	(1,696,260)	(3,732,229)	11,319,808	1,652,350
Net Change in Fund Balance	13,391,982	(441,667)	(100,416)	(2,754,437)	1,506,332	(18,863,322)	(7,261,528)
<i>Fund Balance, beginning of period</i>	58,210,406	6,209,414	1,794,208	6,863,972	28,305,112	100,696,141	202,079,253
Fund Balance, end of period	\$ 71,602,388	5,767,747	1,693,792	4,109,535	29,811,444	81,832,819	194,817,725

The accompanying notes to the financial statements are an integral part of this statement.

STATE OF NEW MEXICO
SANTA FE COUNTY
RECONCILIATION OF THE STATEMENT OF REVENUES, EXPENDITURES
AND CHANGES IN FUND BALANCES - GOVERNMENTAL FUNDS
TO THE STATEMENT OF ACTIVITIES
YEAR ENDED JUNE 30, 2012

Net changes in fund balances - total governmental funds **\$ (7,261,528)**

Amounts reported for *governmental activities* in the Statement of Activities are different because:

Governmental funds report capital outlays as expenditures. However, in the Statement of Activities, the cost of those assets is allocated over their estimated useful lives as depreciation expense.

Expenditures for capital assets	33,027,095	
Less current year depreciation	<u>(6,508,933)</u>	26,518,162

Loans payable provides current financial resources to governmental funds, but the issuance increases the long term liabilities in the Statement of Activities. (400,000)

Revenues in the governmental funds that provide current financial resources are not included in the Statement of Activities because they were recognized in a prior period.

Property taxes	(434,718)	
Mortgages	(25,194)	
Charges for services	1,378,212	
Intergovernmental	<u>35,633</u>	953,933

Repayment of bond principal is an expenditure in the governmental funds, but the repayment reduces long-term liabilities in the Statement of Net Assets. 11,305,000

Governmental funds report the effect of issuance costs, premium, discounts, and similar items when debt is first issued, whereas these amounts are deferred and amortized in the Statement of Activities. (87,948)

Some expenses reported in the Statement of Activities do not require the use of current financial resources and, therefore, are not reported as expenditures in governmental funds.

Compensated absences payable	(31,439)	
Amortization of deferred bond issuance items	142,121	
Accrued interest on long-term debt	13,952	
Loan payable	424,972	
Pollution remediation	537,000	
Landfill closure and post closure	<u>16,794</u>	<u>1,103,400</u>

Change in net assets in governmental activities **\$ 32,131,019**

The accompanying notes to the financial statements are an integral part of this statement.

STATE OF NEW MEXICO
SANTA FE COUNTY
Statement of Revenues, Expenditures, and Changes in Fund Balance-Budget to Actual
General
For the Fiscal Year Ended June 30, 2012

	Budgeted Amounts		Non - GAAP Actual	Variance
	Original	Final		Favorable (Unfavorable) Final to Actual
Revenues				
Property Taxes	\$ 41,663,000	\$ 41,663,000	\$ 46,096,621	\$ 4,433,621
Gross Receipts Taxes	7,104,700	7,104,700	8,104,427	999,727
Other Taxes & Assessments	935,000	935,000	1,098,822	163,822
Licenses, Permits, & Fees	582,175	582,175	503,423	(78,752)
Charges for Services	1,637,074	1,643,355	1,806,530	163,175
Fines & Forfeitures	-	-	1,705	1,705
Interest Earnings	1,850,000	1,850,000	1,608,197	(241,803)
Grants	733,000	1,016,550	807,199	(209,351)
Other	35,000	99,710	301,856	202,146
Intergovernmental	430,000	448,231	741,488	293,257
Total Revenues	54,969,949	55,342,721	61,070,268	\$ 5,727,547
Cash balance carryforward	5,170,841	6,188,384		
Total	\$ 60,140,790	\$ 61,531,105		
Expenditures				
General Government	\$ 27,861,357	\$ 29,669,784	22,609,452	\$ 7,060,332
Public Safety	-	711,310	-	711,310
Culture & Recreation	981,392	1,243,424	931,569	311,855
Public Works	4,206,717	5,316,026	4,287,209	1,028,817
Highways & Streets	389,954	760,002	555,547	204,455
Housing	56,491	56,491	47,256	9,235
Capital Improvements	2,190,939	4,077,007	1,841,533	2,235,474
Health & Welfare	1,945,413	2,860,746	2,207,956	652,790
Total Expenditures	\$ 37,632,263	\$ 44,694,790	32,480,522	\$ 12,214,268
Other Financing Sources (Uses)				
Transfers from other funds	\$ 376,100	\$ 2,376,100	2,376,100	\$ -
Transfers to other funds	(22,884,627)	(22,985,335)	(22,268,540)	(716,795)
Total Other Financing Sources (Uses)	\$ (22,508,527)	\$ (20,609,235)	(19,892,440)	\$ (716,795)
Net Change in Fund Balance - Budgetary Basis			8,697,306	
Reconciliation to change in fund balance - GAAP Basis				
Revenue accruals, net of prior year revenue reversals			1,619,286	
Adjustments to expenditures for modified accrual purposes			(488,025)	
Outstanding encumbrances recorded as budgetary expenditures - not for GAAP purposes			3,563,415	
To record adjustment to revenue source in recipient fund,			-	
recorded as a transfer for budgetary purposes			(18,561,649)	
To record adjustment to transfers to other funds, recorded as revenue source in recipient fund			18,561,649	
To record adjustment to transfers from other funds			-	
			13,391,982	
		Change in fund balance - GAAP basis	\$ 13,391,982	

STATE OF NEW MEXICO
SANTA FE COUNTY
Statement of Revenues, Expenditures, and Changes in Fund Balance-Budget to Actual
Fire Operations
For the Fiscal Year Ended June 30, 2012

	<u>Budgeted Amounts</u>		<u>Non - GAAP Actual</u>	<u>Variance Favorable (Unfavorable) Final to Actual</u>
	<u>Original</u>	<u>Final</u>		
Revenues				
Property Taxes	\$ -	\$ -	\$ -	\$ -
Gross Receipts Taxes	7,541,100	7,541,100	7,973,863	\$ 432,763
Other Taxes and Assessments	-	-	-	-
Licenses, permits & fees	29,000	29,000	27,051	(1,949)
Charges for Services	650,000	650,000	728,612	78,612
Fines and Forfeitures	-	-	-	-
Grants	963,526	1,747,675	944,629	(803,046)
Other	-	219,157	217,015	(2,142)
Intergovernmental	248,000	248,000	261,656	13,656
Total Revenues	<u>9,431,626</u>	<u>10,434,932</u>	<u>10,152,826</u>	<u>\$ (282,106)</u>
Cash balance carryforward	904,517	1,408,603		
Total	<u>\$ 10,336,143</u>	<u>\$ 11,843,535</u>		
Expenditures				
General Government	\$ -	\$ -	-	\$ -
Public Safety	10,975,794	13,819,069	11,417,891	2,401,178
Culture & Recreation	-	-	-	-
Highways & Streets	-	-	-	-
Health & Welfare	-	-	-	-
Housing	-	-	-	-
Total Expenditures	<u>\$ 10,975,794</u>	<u>\$ 13,819,069</u>	<u>11,417,891</u>	<u>\$ 2,401,178</u>
Other Financing Sources (Uses)				
Transfers from other funds	\$ 3,820,049	\$ 3,877,251	3,022,580	\$ 854,671
Transfers to other funds	(3,180,398)	(3,180,398)	(2,965,378)	215,020
Total Other Financing Sources (Uses)	<u>\$ 639,651</u>	<u>\$ 696,853</u>	<u>57,202</u>	<u>\$ 1,069,691</u>
Net Change in Fund Balance - Budgetary Basis			(1,207,863)	
Reconciliation to change in fund balance - GAAP Basis				
Revenue accruals, net of prior year revenue reversals			233,401	
Adjustments to expenditures for modified accrual purposes			(138,104)	
Outstanding encumbrances recorded as budgetary expenditures - not for GAAP purposes			670,899	
To record adjustment to revenue source in recipient fund, recorded as a transfer for budgetary purposes			-	
To record adjustment to transfers to other funds, recorded as revenue source in recipient fund			(2,965,378)	
To record adjustment to transfers from other funds			2,965,378	
Change in fund balance - GAAP basis			<u>\$ (441,667)</u>	

STATE OF NEW MEXICO
SANTA FE COUNTY
Statement of Revenues, Expenditures, and Changes in Fund Balance-Budget to Actual
Developer Fees
For the Fiscal Year Ended June 30, 2012

	<u>Budgeted Amounts</u>		<u>Non - GAAP Actual</u>	<u>Variance Favorable (Unfavorable) Final to Actual</u>
	<u>Original</u>	<u>Final</u>		
Revenues				
Property Taxes	\$ -	\$ -	\$ -	\$ -
Gross Receipts Taxes	-	-	-	-
Other Taxes & Assessments	-	-	-	-
Licenses, Permits, & Fees	-	-	-	-
Charges for Services	-	-	64,868	64,868
Fines & Forfeitures	-	-	-	-
Interest Earnings	-	-	-	-
Grants	-	-	-	-
Other	-	-	488	488
Intergovernmental	-	-	-	-
Total Revenues	<u>-</u>	<u>-</u>	<u>65,356</u>	<u>\$ 65,356</u>
Cash balance carryforward	<u>951,994</u>	<u>951,994</u>		
Total	<u>\$ 951,994</u>	<u>\$ 951,994</u>		
Expenditures				
General Government	\$ -	\$ -	-	\$ -
Public Safety	-	-	-	-
Culture & Recreation	-	-	-	-
Public Works	-	-	-	-
Highways & Streets	-	-	-	-
Housing	951,994	979,802	165,772	814,030
Capital Improvements	-	-	-	-
Health & Welfare	-	-	-	-
Housing	-	-	-	-
Total Expenditures	<u>\$ 951,994</u>	<u>\$ 979,802</u>	<u>165,772</u>	<u>\$ 814,030</u>
Other Financing Sources (Uses)				
Transfers from other funds	\$ -	\$ -	-	\$ -
Transfers to other funds	-	-	-	-
Total Other Financing Sources (Uses)	<u>\$ -</u>	<u>\$ -</u>	<u>-</u>	<u>\$ -</u>
Net Change in Fund Balance - Budgetary Basis			(100,416)	
Reconciliation to change in fund balance - GAAP Basis				
Revenue accruals, net of prior year revenue reversals			-	
Adjustments to expenditures for modified accrual purposes			-	
Outstanding encumbrances recorded as budgetary expenditures - not for GAAP purposes			-	
To record adjustment to revenue source in recipient fund, recorded as a transfer for budgetary purposes			-	
To record adjustment to transfers to other funds, recorded as revenue source in recipient fund			-	
To record adjustment from other funds			-	
			<u>-</u>	
Change in fund balance - GAAP basis			<u>\$ (100,416)</u>	

STATE OF NEW MEXICO
SANTA FE COUNTY
Statement of Revenues, Expenditures, and Changes in Fund Balance-Budget to Actual
Corrections Operations
For the Fiscal Year Ended June 30, 2012

	<u>Budgeted Amounts</u>		<u>Non - GAAP Actual</u>	<u>Variance Favorable (Unfavorable) Final to Actual</u>
	<u>Original</u>	<u>Final</u>		
Revenues				
Property Taxes	\$ -	\$ -	\$ -	\$ -
Gross Receipts Taxes	-	-	-	-
Other Taxes & Assessments	-	-	-	-
Licenses, Permits, & Fees	-	-	-	-
Charges for Services	5,100,225	5,100,225	3,949,485	(1,150,740)
Fines & Forfeitures	-	-	-	-
Interest Earnings	-	-	-	-
Grants	35,000	35,000	45,984	10,984
Other	177,600	177,600	201,055	23,455
Intergovernmental	57,680	72,938	222,938	150,000
Total Revenues	<u>5,370,505</u>	<u>5,385,763</u>	<u>4,419,462</u>	<u>\$ (966,301)</u>
Cash balance carryforward	<u>4,136,740</u>	<u>4,159,740</u>		
Total	<u>\$ 9,507,245</u>	<u>\$ 9,545,503</u>		
Expenditures				
General Government	\$ -	\$ -	-	\$ -
Public Safety	18,345,240	19,332,048	17,524,287	1,807,761
Culture & Recreation	-	-	-	-
Public Works	-	-	-	-
Highways & Streets	-	-	-	-
Capital Improvements	-	-	-	-
Health & Welfare	-	-	-	-
Housing	-	-	-	-
Total Expenditures	<u>\$ 18,345,240</u>	<u>\$ 19,332,048</u>	<u>17,524,287</u>	<u>\$ 1,807,761</u>
Other Financing Sources (Uses)				
Transfers from other funds	\$ 11,090,000	\$ 11,090,000	11,055,000	\$ (35,000)
Transfers to other funds	(2,252,005)	(2,252,005)	(2,252,005)	-
Total Other Financing Sources (Uses)	<u>\$ 8,837,995</u>	<u>\$ 8,837,995</u>	<u>8,802,995</u>	<u>\$ (35,000)</u>
Net Change in Fund Balance - Budgetary Basis			(4,301,830)	
Reconciliation to change in fund balance - GAAP Basis				
Revenue accruals, net of prior year revenue reversals			775,622	
Adjustments to expenditures for modified accrual purposes			(283,920)	
Outstanding encumbrances recorded as budgetary expenditures - not for GAAP purposes			1,055,691	
To record adjustment to revenue source in recipient fund, recorded as a transfer for budgetary purposes			10,499,255	
To record adjustment to transfers to other funds, recorded as revenue source in recipient fund			(10,499,255)	
To record adjustment from other funds			-	
Change in fund balance - GAAP basis			<u>\$ (2,754,437)</u>	

**STATE OF NEW MEXICO
SANTA FE COUNTY
Statement of Net Assets
Proprietary Funds
June 30, 2012**

	Business-type Activities-Enterprise Funds				Total Enterprise Funds
	Home Sales	Regional Planning Authority	Utilities	Housing Services	
ASSETS					
Current assets:					
Cash and investments	\$ 4,170,126	\$ 233,867	\$ 5,276,261	\$ 811,458	\$ 10,491,712
Cash and investments - restricted	-	-	-	127,056	127,056
Receivables (net of allowance for uncollectible)	-	896	440,613	90,157	531,666
Prepaid and other assets	-	-	-	391	391
Held For Sale - Land	120,000	-	-	-	120,000
Held For Sale - Buildings/Improvements	460,032	-	-	-	460,032
Total current assets	<u>4,750,158</u>	<u>234,763</u>	<u>5,716,874</u>	<u>1,029,062</u>	<u>11,730,857</u>
Noncurrent assets:					
Notes Receivable	31,271	-	1,473	-	32,744
Land	-	-	1,439,391	725,205	2,164,596
Construction in progress	-	-	1,884,040	-	1,884,040
Buildings & Improvements	-	-	21,751	7,832,176	7,853,927
Water Systems	-	-	116,451,257	-	116,451,257
Vehicles, Furniture, Fixtures & Equipment	-	9,915	541,443	399,406	950,764
Water Rights	-	-	21,704,696	-	21,704,696
Accumulated Depreciation	-	(9,915)	(5,375,966)	(2,946,760)	(8,332,641)
Total noncurrent assets	<u>31,271</u>	<u>-</u>	<u>136,668,085</u>	<u>6,010,027</u>	<u>142,709,383</u>
Total Assets	<u>4,781,429</u>	<u>234,763</u>	<u>142,384,959</u>	<u>7,039,089</u>	<u>154,440,240</u>
LIABILITIES					
Current liabilities:					
Accounts payable	16,719	114	856,746	45,314	918,893
Accrued wages and benefits	-	-	41,373	21,953	63,326
Deposits held for others	-	-	131,909	158,408	290,317
Unearned revenue	31,271	555	-	79,841	111,667
Due to other Governments	-	-	70,102	8,149	78,251
Total Liabilities	<u>47,990</u>	<u>669</u>	<u>1,100,130</u>	<u>313,665</u>	<u>1,462,454</u>
NET ASSETS					
Invested in Capital Assets	-	-	136,666,612	6,010,027	142,676,639
Unrestricted	4,733,439	234,094	4,618,217	715,397	10,301,147
Total Net Assets	<u>4,733,439</u>	<u>234,094</u>	<u>141,284,829</u>	<u>6,725,424</u>	<u>152,977,786</u>

The accompanying notes to the financial statements are an integral part of this statement

STATE OF NEW MEXICO
SANTA FE COUNTY
Statement of Revenues, Expenses, and Changes in Net Assets
Proprietary Funds
For Fiscal Year Ended June 30, 2012

	Business-type Activities-Enterprise Funds				Total Enterprise Funds
	Home Sales	Regional Planning Authority	Utilities	Housing Services	
Operating Revenues					
Rentals and charges for services & sales	\$ -	\$ -	\$ 2,401,998	\$ 349,861	\$ 2,751,859
Miscellaneous	4,137	3,986	63,867	55	72,045
Total Operating Revenues	<u>4,137</u>	<u>3,986</u>	<u>2,465,865</u>	<u>349,916</u>	<u>2,823,904</u>
Operating Expenses					
Housing	132,395	-	-	-	132,395
Administrative expenses	-	3,722	3,646,638	1,177,246	4,827,606
Bad debt expense	-	-	-	5,950	5,950
Depreciation expense	-	-	2,372,094	225,649	2,597,743
Total Operating Expenses	<u>132,395</u>	<u>3,722</u>	<u>6,018,732</u>	<u>1,408,845</u>	<u>7,563,694</u>
Operating Income (Loss)	<u>(128,258)</u>	<u>264</u>	<u>(3,552,867)</u>	<u>(1,058,929)</u>	<u>(4,739,790)</u>
Non-Operating Revenues (Expenses)					
Interest earnings on cash & investments	-	-	18,343	3,034	21,377
HUD operating subsidy & other intergovernmental	-	-	-	438,353	438,353
Net Non-Operating Revenues (Expenses)	<u>-</u>	<u>-</u>	<u>18,343</u>	<u>441,387</u>	<u>459,730</u>
Income Before Contributions & Transfers	(128,258)	264	(3,534,524)	(617,542)	(4,280,060)
Contributed capital	-	-	3,487,469	185,970	3,673,439
Transfers from other funds	-	1,550	346,100	-	347,650
Transfers to other funds	-	-	(2,000,000)	-	(2,000,000)
Change in Net Assets	<u>(128,258)</u>	<u>1,814</u>	<u>(1,700,955)</u>	<u>(431,572)</u>	<u>(2,258,971)</u>
Net assets, beginning of year	<u>4,861,697</u>	<u>232,280</u>	<u>142,985,784</u>	<u>7,156,996</u>	<u>155,236,757</u>
Net assets, end of year	<u><u>4,733,439</u></u>	<u><u>234,094</u></u>	<u><u>141,284,829</u></u>	<u><u>6,725,424</u></u>	<u><u>152,977,786</u></u>

The accompanying notes to the financial statements are an integral part of this statement

STATE OF NEW MEXICO
SANTA FE COUNTY
Statement of Cash Flows
Proprietary Funds
For Fiscal Year Ended June 30, 2012

	Business-type Activities-Enterprise Funds				Total Enterprise Funds
	Home Sales	Regional Planning Authority	Utilities	Housing Services	
<u>Increase (Decrease) in Cash and Cash Equivalents</u>					
Cash flows from operating activities:					
Cash received from customers	4,138	3,985	2,417,802	374,736	2,800,661
Cash payments to supplies for goods and services	(518,600)	(4,982)	(1,723,459)	(616,284)	(2,863,325)
Cash payments to employees for services	-	-	(1,107,032)	(559,410)	(1,666,442)
Net cash used for operating activities	(514,462)	(997)	(412,689)	(800,958)	(1,729,106)
Cash flows from noncapital and related financing					
Operating grants received	-	-	-	438,353	438,353
Interfund transfers	-	1,550	(1,653,882)	-	(1,652,332)
Net cash provided by (used for) noncapital financing activities	-	1,550	(1,653,882)	438,353	(1,213,979)
Cash flows from investing activities:					
Investment Income	-	-	18,343	3,034	21,377
Net cash provided by investing activities	-	-	18,343	3,034	21,377
Net increase (decrease) in cash and cash equivalents	(514,462)	553	(2,048,229)	(359,571)	(2,921,709)
Cash and cash equivalents, beginning of year	4,684,588	233,314	7,324,490	1,298,085	13,540,477
Cash and cash equivalents, end of year	4,170,126	233,867	5,276,261	938,514	10,618,768
<u>Reconciliation of Operating Income (Loss) to Net Cash Provided by (Used for) Operating Activities</u>					
Operating income (loss)	(128,258)	264	(3,552,867)	(1,058,929)	(4,739,790)
Adjustments to reconcile operating income (loss) to net cash provided by (used for) operating activities:					
Depreciation expense	-	-	2,372,094	225,649	2,597,743
Bad debt expense	-	-	-	5,950	5,950
Change in assets and liabilities:					
Receivables	31,272	2,124	(68,174)	3,800	(30,978)
Assets held for sale	(402,922)	-	-	-	(402,922)
Accounts Payable	16,718	(1,261)	810,487	6,078	832,022
Accrued payroll and employee benefits	-	-	5,661	3,879	9,540
Due to other governments	-	-	9,755	-	9,755
Deposits held for others	-	-	10,355	15,070	25,425
Unearned revenue	(31,272)	(2,124)	-	(2,455)	(35,851)
Total Adjustments	(386,204)	(1,261)	3,140,178	257,971	3,010,684
Net cash provided by (used for) operating activities	(514,462)	(997)	(412,689)	(800,958)	(1,729,106)

Non-cash capital and financing activities

The county general fund and special revenue funds paid \$185,970 for capital assets for the Housing Services Fund.
In addition, the County Capital Project Funds paid \$3,487,469 for capital asset and water rights additions for the Utilities Fund.

The accompanying notes to the financial statements are an integral part of this statement

STATE OF NEW MEXICO
SANTA FE COUNTY
Statement of Fiduciary Assets and Liabilities-Agency Funds
June 30, 2012

	Agency Funds
	Totals
ASSETS	
Cash and investments - held in trust	\$ 4,909,493
Property taxes receivable	9,825,672
<i>Total Assets</i>	14,735,165
LIABILITIES	
Deposits held for others	678,492
Taxes paid in advance	723,770
Due to other Governments	9,825,672
Undistributed taxes to other Governments	3,507,231
<i>Total Liabilities</i>	\$ 14,735,165

The accompanying notes to the financial statements are an integral part of this statement

STATE OF NEW MEXICO
SANTA FE COUNTY
NOTES TO FINANCIAL STATEMENTS
JUNE 30, 2012

NOTE 1 – SUMMARY OF SIGNIFICANT ACCOUNTING POLICIES

Santa Fe County (County) was established by the laws of the Territory of New Mexico of 1852, under provisions of the act now referred to as Section 4-26-1 of the New Mexico Statutes Annotated, 1978 Compilation. The County operates under the commission-manager form of government and provides the following services as authorized in the grant of powers: public safety (police, fire), highways and streets, sanitation, health and social services, low rent housing assistance, culture-recreation, public improvements, planning and zoning, and general administration services.

The financial statements of the County have been prepared in conformity with accounting principles generally accepted in the United States of America as applied to government units. The Governmental Accounting Standards Board (GASB) is the accepted standard-setting body for establishing governmental accounting and financial reporting principles.

The County's significant accounting policies are described below.

Reporting Entity

The County's major operations include public safety - sheriff and fire protection, emergency communication operations, adult and juvenile operations; public works – roads, solid waste, projects and facilities management; utilities – water and wastewater operations; certain health, social and community services, general administration services, planning and zoning, low income housing assistance, and the collection of and distribution of property taxes.

The financial reporting entity consists of a primary government and its component units. The County is a primary government that has a separately elected governing body, is legally separate, and is fiscally independent of other state or local governments. Furthermore, component units combined with the County for financial statement presentation purposes, and the County, are not included in any other governmental reporting entity. Consequently, the County's financial statements include only the financial activity of those organizational entities for which its elected governing body is financially accountable.

Blended Component Unit – Blended component units, although legally separate entities, are, in substance, part of the County's operations. The Rancho Viejo Improvement District (District) is a blended component unit of the County as there is not a separate governing body for the District and per the debt offering statement the County's Commissioners became the governing body. The funds from the debt benefited the County and accordingly the Rancho Viejo Improvement District fund is blended with the County's financial statements.

During July 1996, the Housing Authority's Board resigned and day to day operations became a County responsibility. The Authority's operations are included in the financial statements as County enterprise and special revenue funds. The Santa Fe County Housing Authority Enterprise Fund is now known as Housing Services Enterprise Fund (Housing Services).

In fiscal year 2008, the County accepted all operational and managerial responsibility of the Regional Emergency Communication Center (RECC). The RECC's operations are included in the financial statements as a County special revenue fund, Emergency Communications Operations because the financial statements are material to the County, the County accepted all responsibility for operations and management and the RECC does not have separate corporate powers that would distinguish it as being legally separate from the County.

**STATE OF NEW MEXICO
SANTA FE COUNTY
NOTES TO FINANCIAL STATEMENTS
JUNE 30, 2012**

NOTE 1 – SUMMARY OF SIGNIFICANT ACCOUNTING POLICIES (Cont'd)

A. Government-Wide and Fund Financial Statements

The government-wide financial statements (i.e., the statement of net assets and the statement of activities) present financial information about the County as a whole. The reported information includes all of the non-fiduciary activities of the County. For the most part, the effect of internal activity has been removed from these statements. These statements distinguish between governmental and business-type activities of the County. Governmental activities normally are supported by taxes and intergovernmental revenues, and are reported separately from business-type activities, which rely to a significant extent on fees and charges for support.

The statement of activities demonstrates the degree to which the direct expenses of a given function or segments are offset by program revenues. Direct expenses are those that are clearly identifiable with a specific function or segment. Program revenues include 1) charges to customers or applicants who purchase, use, or directly benefit from goods, services, or privileges provided by a given function or segment and 2) grants and contributions that are restricted to meeting the operational or capital requirements of a particular function or segment. Taxes, investment income and other items not included among program revenues, but are reported instead as general revenues.

Separate financial statements are provided for governmental funds, proprietary funds and the fiduciary funds, even though the latter is excluded from the government-wide financial statements. Major individual governmental funds and major individual enterprise funds are reported as separate columns in the fund financial statements.

B. Measurement Focus, Basis of Accounting, and Financial Statement Presentation

Government-wide Financial Statements – The government-wide financial statements are reported using the economic resources measurement focus and the accrual basis of accounting, as are the proprietary fund financial statements. In addition, the fiduciary fund financial statements are reported on the accrual basis of accounting. Revenues are recorded when earned and expenses are recorded when a liability is incurred, regardless of the timing of related cash flows. Property taxes are recognized as revenues in the year for which they are levied. Grants and similar items are recognized as revenue as soon as all eligibility requirements imposed by the grantor or provider have been met. As a general rule the effect of internal activity has been eliminated from the government-wide financial statements, however the effect of interfund services provided and used between functions are reported as expenses and program revenues at amounts approximating their exchange value. The County does not allocate indirect expenses to functions in the statement of activities.

**STATE OF NEW MEXICO
SANTA FE COUNTY
NOTES TO FINANCIAL STATEMENTS
JUNE 30, 2012**

NOTE 1 – SUMMARY OF SIGNIFICANT ACCOUNTING POLICIES (Cont'd)

Fund Financial Statements – Governmental fund financial statements are reported using the current financial resources measurement focus and the modified accrual basis of accounting. Revenues are recognized as soon as they are both measurable and available. Revenues are considered to be available when they are collectible within the current period or soon enough thereafter to pay liabilities of the current period. For this purpose, the County considers revenues to be available if they are collected within 60 days of the end of the current fiscal period. In addition, derived tax revenues, such as gross receipts and gasoline taxes, are recognized as revenues when the underlying exchange transaction has occurred. Expenditures generally are recorded when a liability is incurred, as under accrual accounting. However, debt service expenditures, as well as expenditures related to compensated absences and claims and judgments, are recorded only when payment is due.

Property taxes, gross receipts taxes, state shared taxes, charges for services, and investment income associated with the current fiscal period are all considered to be susceptible to accrual and so have been recognized as revenues of the current fiscal period. Miscellaneous revenue is not susceptible to accrual because generally they are not measurable until received.

Grants and similar awards are recognized as revenue as soon as all eligibility requirements imposed by the grantor or provider have been met. Deferred revenue also arise when resources are received by the County before it has legal claim to them, as when grant monies are received prior to meeting all eligibility requirements imposed by the provider.

The focus of governmental fund financial statements is on major funds rather than reporting funds by type. Each major fund is presented in a separate column. Non-major funds are aggregated and presented in a single column.

Property taxes recognized are net of estimated refunds and uncollectible amounts. Delinquent property taxes have been recorded as deferred revenue. Receivables that will not be collected within the available period have also been reported as deferred revenue on the governmental fund financial statements.

Customer contributions owed to the Utilities Department for the extension of the water system to their property is recorded as revenue when the customer begins to receive water service. Customer contributions owed to the Utilities Department are recorded as notes receivable and deferred revenue if water service has not yet been extended to the customer. Mortgage receivables owed to the Housing Services Fund when the homeowner purchased the property under the Home Sales program is not owed unless the homeowner sells or refinances the property. These mortgages represent the deferred profit from the sale of the property. Ten percent of the mortgage balance is reduced each year the homeowner owns the property. Deferred revenue is recorded until the homeowner sells the property and the mortgage receivable is paid off.

STATE OF NEW MEXICO
SANTA FE COUNTY
NOTES TO FINANCIAL STATEMENTS
JUNE 30, 2012

NOTE 1 – SUMMARY OF SIGNIFICANT ACCOUNTING POLICIES (Cont'd)

The County reports the following major governmental funds.

General Fund – This fund accounts for all financial activities except those required to be accounted for in other funds. It is funded primarily through property, gross receipts and other miscellaneous taxes.

Fire Operations – To account for the containment of the Emergency Communications and Emergency Medical Services Gross Receipts Tax and fire-dedicated revenue and expenses associated with operation of the County Fire Department.

Developer Fees Fund – This fund accounts for funds contributed by Las Campanas Limited Partnership and others for affordable housing programs and other projects. The fund was created by the Board of County Commissioners. In prior years this fund had received approximately \$2.0 million in payments from the private Las Campanas housing development project and the Affordable Housing program, which assists low income persons in the purchase of homes. Current revenue is from interest on the cash balance of this fund and developer funds to assist the affordable housing program. Mortgages funded by developers as part of an affordable housing program are recorded to this fund.

Corrections Operations Fund – This fund accounts for the funding and expense of the County Jail and Juvenile Facilities, through charges for care of prisoners from outside jurisdictions, the care of Santa Fe County Jail and Juvenile inmates, property taxes, along with gross receipts taxes. This fund was previously identified as the Jail Facility Fund in prior years.

Capital Outlay GRT Fund – This fund accounts for a fund that receives a 1/4 cent gross receipt tax to be used for various capital projects.

The County has elected to report all of its enterprise funds as major funds. The following are major proprietary (enterprise) funds:

Home Sales Fund – This enterprise fund is used to account for the construction and sales of housing to eligible buyers of affordable housing.

Regional Planning Authority Fund – This enterprise fund is used to account for the funding and expense of the Regional Planning Authority, created by agreement between the City of Santa Fe and Santa Fe County.

Utilities Fund – This enterprise fund is used to account for the funding and expense of the Water and Wastewater utilities of Santa Fe County.

Housing Services Fund – This enterprise fund is used to account for the funding and expense of the County's Public Housing Authority. Revenue for this fund is derived from housing rentals and Housing and Urban Development (HUD) grants and subsidies.

STATE OF NEW MEXICO
SANTA FE COUNTY
NOTES TO FINANCIAL STATEMENTS
JUNE 30, 2012

NOTE 1 – SUMMARY OF SIGNIFICANT ACCOUNTING POLICIES (Cont'd)

Additionally, the County reports the following fund type:

Fiduciary Funds – The Fiduciary Funds are agency funds which account for resources held by the County on behalf of others including inmates, bail money posted, seized and/or forfeited amounts, court ordered writs of execution, and funds utilized by the multi-jurisdictional narcotic task force. In addition, the County Treasurer Fund accounts for collections and payments to the County and other recipient entities of property taxes, interest and penalties, billed and collected by the County on their behalf.

Private-sector standards of accounting and financial reporting issued prior to December 1, 1989, generally are followed in both the government-wide and proprietary fund financial statements to the extent that those standards do not conflict with or contradict guidance of the Governmental Accounting Standards Board. Governments also have the option of following subsequent private-sector guidance for their business-type activities and enterprise funds, subject to this same limitation. The County has elected not to follow subsequent private-sector guidance.

Proprietary funds distinguish operating revenues and expenses from non-operating items. Operating revenues and expenses generally result from providing services and producing and delivering goods in connection with a proprietary fund's principal ongoing operations.

The principal operating revenues of the County's enterprise funds are charges to customers for sales and services. Operating expenses for this fund include sales and services, administrative expenses, and depreciation on capital assets. All revenues and expenses not meeting this definition are reported as non-operating revenues and expenses.

C. Cash and Investments

For purposes of the Statement of Cash Flows, the County considers all highly liquid investments with a maturity of three months or less when purchased to be cash equivalents. Cash and cash equivalents at year end were cash in bank and investments held by the County.

New Mexico Statutes Annotated (NMSA) authorizes the County to invest public monies in the State Treasurer's Local Government Investment Pool, interest-bearing savings accounts, certificates of deposit, and repurchase agreements in eligible depositories; bonds or other obligations of the U.S. government that are guaranteed as to principal and interest by the U.S. government; and bonds of the State of New Mexico, counties, cities, school districts, and special districts as specified by statute.

STATE OF NEW MEXICO
SANTA FE COUNTY
NOTES TO FINANCIAL STATEMENTS
JUNE 30, 2012

NOTE 1 – SUMMARY OF SIGNIFICANT ACCOUNTING POLICIES (Cont'd)

The State of New Mexico local government investment pool is a pool that is not registered with the United States Securities Exchange Commission. Section 6-10-101, NMSA 1978, empowers the State Treasurer, with the advice and consent of the State Board of Finance, to invest money held in the short-term investment in securities that are issued by the United States government or by its departments or agencies and are either direct obligations of the United States or are backed by the full faith and credit of the United States government or are agencies sponsored by the United States government. The Local Government Investment Pool investments are monitored by the same investment committee and the same policies and procedures that apply to all other state investments. The pool does not have unit shares. Per section 6-10-10.1F, NMSA 1978, at the end of each month all interest earned is distributed by the State Treasurer to the contributing entities in amounts directly proportionate to the respective amounts deposited in the fund and the length of time the fund amounts were invested. Participation in the local government investment pool is voluntary. The investment in the State of New Mexico local government investment pool approximates the value of the participant's pool share.

A significant portion of the cash and investments of funds of the County is pooled for investment purposes. Equity in pooled cash and investments includes amounts in demand deposit accounts, money market accounts, certificates of deposit, U.S. Treasury securities, and repurchase agreements secured by collateral with a market value greater than 102% of the value of the agreement. The securities are held by a third party in the County's name. The market value of the repurchase agreements approximate cost at June 30, 2012. Interest earned is allocated to the applicable County funds based on the County's policy of allocating interest to those funds which are required by law or by debt covenants. The remaining interest income is recorded in the General Fund.

Nonparticipating interest-earning investment contracts are stated at cost. Money market investments and participating interest investment contracts with a remaining maturity of one year or less at time of purchase are stated at amortized cost. All other investments are stated at fair value.

Certain resources set aside for the repayment of debt, State of NM and County required contingency are classified as cash and investments – restricted on the statement of net assets/balance sheet, because their use is limited by applicable bond covenants or statutory and other contractual requirements. Trust accounts, recorded in the Debt Service Funds, are used to segregate resources accumulated for future debt service payments.

D. Investment Income

Investment income is composed of interest, dividends, and net changes in the fair value of applicable investments.

**STATE OF NEW MEXICO
SANTA FE COUNTY
NOTES TO FINANCIAL STATEMENTS
JUNE 30, 2012**

NOTE 1 – SUMMARY OF SIGNIFICANT ACCOUNTING POLICIES (Cont'd)

E. Receivables and Payables

Activity between funds that are representative of lending/borrowing arrangements outstanding at the end of the fiscal year are referred to as either “due to/from other funds” (i.e., the current portion of interfund loans) or “advances to/from other funds” (i.e., the non-current portion of interfund loans). All other outstanding balances between funds are reported as “due to/from other funds.” All receivables are shown net of allowance for uncollectible.

The County is responsible for assessing, collecting and distributing property taxes for its own operational and debt service purposes and for certain outside entities. Unpaid property taxes attach as an enforceable lien on property as of January 1. Taxes are levied on November 1 and are payable in two installments no later than December 10 and May 10. Collections and remittance of property taxes are accounted for in the County Treasurer's Agency Fund. Amounts are recognized as revenue in the applicable governmental fund types under accounting principles generally accepted in the United States. The property taxes receivable for the General Fund and for the Debt Service Fund in the governmental fund financial statements are net of an allowance for uncollectible. Refunds related to the settlement of property tax protests are only recorded when the case is completed.

F. Inventory

Inventories on hand at year end were immaterial and therefore not included on the fund or government-wide financial statements.

G. Prepaid Items

Certain payments to vendors reflect costs applicable to future accounting periods and are recorded as prepaid items in both the government-wide and fund financial statements.

H. Capital Assets

Capital assets, which include land and improvements; buildings and improvements; plant; vehicles, furniture, and equipment; construction in progress; computer software; and infrastructure assets (e.g., roads, bridges, sidewalks, and similar items), are reported in the applicable governmental or business-type activities columns in the government-wide financial statements. The County defines capital assets as assets with an initial, individual cost of \$3,000 or more and an estimated useful life of more than one year. Effective July 1, 2006, State law requires capitalization of assets greater than \$5,000. The County has elected to use the more

**STATE OF NEW MEXICO
SANTA FE COUNTY
NOTES TO FINANCIAL STATEMENTS
JUNE 30, 2012**

NOTE 1 – SUMMARY OF SIGNIFICANT ACCOUNTING POLICIES (Cont'd)

conservative threshold of \$3,000 for internal tracking purposes. Such assets are recorded at historical cost or estimated historical cost if actual historical cost is not available. Donated capital assets are recorded at estimated fair market value at the date of donation. The costs of normal maintenance and repairs that do not add to the value of the assets or materially extend asset lives are not capitalized. Major outlays for capital assets and improvements are capitalized as projects are constructed. Such assets, including infrastructure, have higher limits that must be met before they are capitalized. Governmental capital assets of the County are depreciated using the straight-line method over the following estimated useful lives:

Assets	Years
Buildings and structures	40
Improvements other than buildings	25-40
Infrastructure	25-30
Machinery and equipment	3-10
Furniture and fixtures	5

All additions to the infrastructure have been capitalized. The Utilities Fund consists of engineering costs and other expenses to plan and build a water system. Depreciation expense is recorded by the Utilities Fund over the estimated 50 year life of the water system. Proprietary capital assets of the County are depreciated using the straight-line method over the following estimated useful lives:

Assets	Utilities	Housing Services
Water system and buildings	50 years	40 years
Furniture, vehicles, other assets	3-5 years	5 years

I. Compensated Absences

The County’s employee vacation and sick leave policies generally provide for granting vacation and sick leave with pay. Amounts of vested or accumulated vacation leave for governmental fund types are reported in the government-wide financial statements. Vested or accumulated vacation leave of proprietary funds is recorded as an expense and liability of those funds as the benefits accrue to employees, in accordance with the provisions of governmental accounting. No liability is recorded for non-vesting accumulating sick leave benefits that are estimated, will be taken as “terminal leave” prior to retirement, or converted to annual leave during continued employment.

J. Long-term Obligations

In the government-wide financial statements and proprietary fund types, long-term debt and other long-term obligations are reported as liabilities on the statement of net assets. Bond premiums and discounts, as well as issuance costs, and the difference between the

STATE OF NEW MEXICO
SANTA FE COUNTY
NOTES TO FINANCIAL STATEMENTS
JUNE 30, 2012

NOTE 1 – SUMMARY OF SIGNIFICANT ACCOUNTING POLICIES (Cont'd)

reacquisition price and the net carrying amount of the old debt are deferred and amortized over the life of the bonds using the straight line method over the term of the related debt.

In the fund financial statements, governmental fund types recognize bond premiums and discounts, as well as bond issuance costs, during the current period. The face amount of debt issued is reported as other financing sources. Premiums received on debt issuances are reported as other financing sources while discounts on debt issuances are reported as other financing uses. Issuance costs, whether or not withheld from the actual debt proceeds received, are reported as debt service expenditures.

K. Interfund Activity

Flows of cash from one fund to another without a requirement for repayment are reported as interfund transfers. Interfund transfers between governmental funds are eliminated in the Statement of Activities. Interfund transfers in the fund statements are reported as other financing sources/uses in governmental funds and after non-operating revenues/expenses in proprietary funds.

L. Budgets

Budgets are adopted on a basis inconsistent with generally accepted accounting principles (GAAP). Appropriations of funds unused or overspent during the fiscal year may be carried over into the next fiscal year by budgeting those amounts in the subsequent year's budget. For the current fiscal year actual to budget comparisons, the actual amounts are reported on the budgetary basis, which is considered to differ from the modified accrual basis for governmental fund types and accrual basis for the enterprise funds.

Differences between the budgetary basis and GAAP include the following:

1. The budget includes encumbrances (unperformed contracts for goods or services). GAAP does not include encumbrances.

2. The budget does not include certain liabilities, receivables, and depreciation expense for Enterprise funds. The GAAP basis financial statements do include these transactions.

Annual appropriated budgets are adopted for the general, special revenue, debt service, capital projects, and the enterprise funds.

**STATE OF NEW MEXICO
SANTA FE COUNTY
NOTES TO FINANCIAL STATEMENTS
JUNE 30, 2012**

NOTE 1 – SUMMARY OF SIGNIFICANT ACCOUNTING POLICIES (Cont'd)

Department heads and elected officials are required to complete budget request forms for each organizational unit. The Board of County Commissioners reviews the budget package and the amended budget is then adopted and approved by resolution. The Finance Division prepares the adopted budget for submission to the Local Government Division (LGD) of the Department of Finance and Administration (DFA) by June 1, for interim approval.

Before July 1, DFA grants interim approval of the budget. The County's final annual budget document, which incorporates any changes recommended by DFA/LGD is prepared and submitted to DFA/LGD by July 31. During September, the County's final annual budget is reviewed and certified by DFA/LGD.

After the annual budget is adopted, the following types of adjustments must be approved by the governing body through a resolution and submitted to DFA for review and approval: 1) budget increases, 2) transfers of budget or cash between funds, and 3) budget decreases.

Additionally, it is County policy to prepare an internal budget adjustment request form for the following:

- Transfers within organizational units (between expenditure categories)
- Transfers between organizational units (same department and same fund)

Organizational unit budgets are monitored by the Finance Division to ensure that DFA and County policy are being followed. Additionally, a mid-year budget review is conducted which may include a hearing with the County Manager, Finance Division staff, and department heads and elected officials. During the hearing, department goals and objectives and budget status are reviewed. This review may result in budget adjustments.

The legal level of budgetary control is the fund level. Expenditures may not legally exceed budgeted appropriations at the fund level except for the following funds, whose legal level of budgetary authority is at the program or district level:

Emergency Medical Services
Fire Districts

**STATE OF NEW MEXICO
SANTA FE COUNTY
NOTES TO FINANCIAL STATEMENTS
JUNE 30, 2012**

NOTE 1 – SUMMARY OF SIGNIFICANT ACCOUNTING POLICIES (Concl'd)

The following funds were not budgeted in fiscal year 2012:

- Recreation
- Equipment Loan Debt Service – formerly called NMFA Debt Service
- Rancho Viejo Improvement District
- GOB Series 2008 – BDD
- Facility Bond 1997 – Public Safety
- Community Development Block Grant

The only activity recorded by the Rancho Viejo Improvement fund is the collection of property tax and the payment of debt service, therefore no budget was prepared. The other funds were not budgeted due to the low volume of transactions.

M. Encumbrances

Encumbrances represent commitments related to unperformed contracts for goods or services. Encumbrance accounting is used for purchase orders, contracts, and other commitments for the expenditures of moneys to reserve that portion of the applicable appropriation, as an extension of formal budgetary integration. In governmental fund types, encumbrances outstanding at year-end do not constitute expenditures or liabilities because the commitments will be honored during the subsequent year. Significant encumbrances, those greater than \$200,000, are disclosed in the Commitments and Contingencies Note 13.

N. Estimates

The preparation of the financial statements in conformity with accounting principles generally accepted in the United States of America requires management to make estimates and assumptions that affect the amounts reported in the financial statements and accompanying notes. Actual results may differ from those estimates.

O. Subsequent Events

Subsequent events have been evaluated through November 9, 2012, which is the date the financial statements were available to be issued.

STATE OF NEW MEXICO
SANTA FE COUNTY
NOTES TO FINANCIAL STATEMENTS
JUNE 30, 2012

NOTE 2 – CLASSIFICATION OF NET ASSETS AND FUND BALANCES

Fund Balance Classifications:

Nonspendable – Represents amounts that are not in a spendable form, cannot be spent, or required by legal or other contractual reasons to be maintained intact. This classification includes permanent fund principal, inventory, assets held for sale, prepaids, and long-term receivables net of deferred revenue. At June 30, 2012, the County had \$19,883 in nonspendable fund balance made up of prepaid fuel expenditures in the Road Maintenance Fund.

Restricted – Represents amounts that have been constrained by specific purposes stipulated by external providers, creditors, grantors and other governments, constitutionally, or through enabling legislation. At June 30, 2012, the County had \$147,995,472 in restricted fund balance. Restrictions included bond covenants restricted for capital projects, debt service restrictions, grantor agency restrictions, and other contractual amounts statutorily restricted by State or Federal law.

Committed – Includes amounts that have been committed by formal action by the highest level of authority for specific purposes (via Board of County Commissioners [BCC] action, resolution or adopted ordinance) and can only be changed or lifted by the same formal action. At June 30, 2012, the County had \$561,601 in committed fund balance in the Emergency Communications Operations Fund, which represents \$250,000 in capital contingency and the remaining fund balance in excess of statutory restrictions formally committed by the Board of County Commissioners during the budget adoption for the operation of the Regional Emergency Communication Center (RECC). Other committed amounts include a 1/12th (one month) fund expense reserve in those funds that directly support County operations and personnel totaling \$401K in nonmajor governmental funds, and \$1.25M in major funds. This was adopted by BCC Resolution No. 2008-47, establishing a budget policy, and continues to be formally committed via resolution formally adopting the FY11 budget. In the General Fund, there is an economic contingency reserve of \$7.5M set aside via prior years' BCC actions, to help offset future budget shortfalls relative to unfavorable economic conditions. There is also \$6.5M in committed fund balance set aside for a loan guarantee with Santa Fe Film and Media Studios for the construction of a film and multi-media production studio. Additionally, there is \$7.0M in fixed asset replacement set aside to replace obsolete, old, and disposed fixed assets.

Assigned – Amounts that are intended to be used for specific purposes by the County, but do not meet the definition of other fund balance classifications. Aside from the General Fund, this category represents the residual fund balance classification for all governmental funds that contain a positive fund balance in excess of nonspendable, restricted, and committed amounts. The County does not have Assigned Fund Balance balances as of June 30, 2012.

The authority to assign fund balance can be that of the Board of County Commissioners, or by an official (usually the County Manager or County Finance Director) that has been delegated that authority. The County had no assigned fund balance in the governmental funds at June 30, 2012, as all fund balance amounts had been classified in their respective category.

**STATE OF NEW MEXICO
SANTA FE COUNTY
NOTES TO FINANCIAL STATEMENTS
JUNE 30, 2012**

NOTE 2 – CLASSIFICATION OF NET ASSETS AND FUND BALANCES (Concl'd)

Unassigned – This is the fund balance that is the residual classification for the General Fund not contained in other classifications. Only the General Fund can report a positive unassigned fund balance. Other governmental funds may have a negative unassigned fund balance after all restrictions or commitments have been accounted for via other classifications. In the General Fund, the unassigned fund balance at June 30, 2012, was \$23.5M and represents residual fund balance undesignated by other classifications.

The County applies restricted resources first when expenditures are incurred for purposes for which either restricted or unrestricted (committed, assigned, and unassigned) amounts are available. Similarly, within unrestricted fund balance, committed amounts are reduced first followed by assigned, and then unassigned amounts when expenditures are incurred for purposes for which amounts in any of the unrestricted fund balance classifications could be used.

The following schedule presents fund balance classifications at June 30, 2012:

	<u>Major Funds</u>					
	General	<u>Special Revenue</u>			<u>Capital Projects</u>	Non-Major Other Governmental Funds
		Fire Operations	Developer Fees	Corrections Operations	Capital Outlay GRT	
FUND BALANCE						
Nonspendable:						
Prepaid fuel expenditures	\$ -	\$ -	\$ -	\$ -	\$ -	\$ 19,833
Subtotal:	-	-	-	-	-	19,833
Restricted for:						
Debt service	1,892,867	-	-	-	-	15,554,402
Capital projects	-	-	-	-	29,811,444	39,271,058
Statutory budget reserve	25,129,222	-	-	-	-	-
Other contractual & statutory requirements	-	4,588,064	1,614,459	4,109,535	-	26,024,421
Subtotal:	27,022,089	4,588,064	1,614,459	4,109,535	29,811,444	80,849,881
Committed To:						
Contingency reserve above requirement	7,500,000	1,179,683	79,333	-	-	401,504
Loan guarantee - Santa Fe Studios	6,500,000	-	-	-	-	-
Fixed asset replacement	7,000,000					
Emergency communication operations	-	-	-	-	-	561,601
Subtotal:	21,000,000	1,179,683	79,333	-	-	963,105
Unassigned:	23,580,299	-	-	-	-	-
Total Fund Balance	<u>\$ 71,602,388</u>	<u>\$ 5,767,747</u>	<u>\$ 1,693,792</u>	<u>\$ 4,109,535</u>	<u>\$ 29,811,444</u>	<u>\$ 81,832,819</u>

**STATE OF NEW MEXICO
SANTA FE COUNTY
NOTES TO FINANCIAL STATEMENTS
JUNE 30, 2012**

NOTE 3 – CASH AND INVESTMENTS

At year end, the carrying amount of the County’s deposits was \$35,303,268 and the bank balance was \$37,673,818. The difference represents outstanding checks, deposits, and other reconciling items.

Custodial Credit Risk - Deposits - Custodial credit risk is the risk that in the event of a bank failure, the County’s deposits may not be returned. The County has a deposit policy for custodial credit risk; which follows New Mexico law. All deposits with financial institutions must be collateralized in an amount not less than 50% of the uninsured balance. The County’s agreement with its sole depository requires pledged collateral of 102% of the public money in each account. No security is required for the deposit of public money that is insured by the Federal Deposit Insurance Corporation (FDIC). At year end, \$36,175,818 of the County’s bank balance was exposed to custodial credit risk as uninsured and collateralized with securities held by the pledging financial institution’s trust department.

The pledged collateral by bank at year end consists of the following.

Deposits	\$37,673,818
Less FDIC coverage	<u>1,498,000</u>
Total unsecured public funds	36,175,818
50% collateral requirement	18,087,909
Pledged securities, fair value	<u>56,000,000</u>
Pledged in excess of requirement	<u><u>\$37,912,091</u></u>

At year end the County’s investments consisted of the following.

Investment Type	Fair Value	Investment Maturities (in Years)			
		Less than 1	1-5	6-10	More than 10
Money market - investments	\$ 36,106,697	\$ 36,106,697	\$	\$	\$
State Treasurer’s Investment Pool	53,508	53,508			
CD - marketable	5,963,000		5,963,000		
Repurchase agreements	2,675,505			2,249,600	425,905
U.S. Agencies:					
Federal Farm Credit Banks	5,500,000		5,500,000		
Federal National Mortgage Association	46,153,101		46,153,101		
Federal Home Loan Mortgage Corporation	17,031,903		17,031,903		
Federal Home Loan Bank	56,858,488		45,961,199	8,897,289	2,000,000
Fing Corp FICO	465,388		465,388		
Total	<u>\$ 170,807,590</u>	<u>\$ 36,160,205</u>	<u>\$ 121,074,591</u>	<u>\$ 11,146,889</u>	<u>\$ 2,425,905</u>

**STATE OF NEW MEXICO
SANTA FE COUNTY
NOTES TO FINANCIAL STATEMENTS
JUNE 30, 2012**

NOTE 3 – CASH AND INVESTMENTS (Concl'd)

Interest Rate Risk - The County does not have a formal investment policy that limits investment maturities as a means of managing its exposure to fair value losses arising from increasing interest rates. The weighted average maturity of the State Treasurer's local government investment pool was 60 days at year end.

Credit Quality Risk - The County has an investment policy that would further limit its investment choices. Risk classifications are limited to primary capital asset ratio of 6.1 percent for "Class A", 5 percent for "Class B", less than 5 percent for "Class C", and less than 2.5 percent for "Class D". All of the County's investments in U.S. Agencies in the preceding table were rated Aaa by Moody's Investors Service and AAA by Standard & Poor's. The *New MexiGROW* Local Government Investment Pool (LGIP), a government investment pool is rated AAAM by Standard & Poor's and is authorized by the New Mexico State statute.

Custodial Credit Risk – Investments - To control custody risk, State law and the County adopted Investment Policy requires all securities and all collateral for time and demand deposits, as well as repurchase agreement collateral, be transferred delivery versus payment and held by an independent party required to provide original safekeeping receipts. Repurchase agreements must be collateralized to 102%.

The County's investment in the New Mexico State Treasurer's Investment Pool represents a proportionate interest in the Pool's portfolio. The County's portion is not identified with specific investments and is not subject to custodial risk; however, separately issued financial statements of the Office of the State Treasurer disclose the collateral pledged to secure the State Treasurer's cash and investments. The most recent report may be obtained by contacting the Office of the State Treasurer, PO Box 608, Santa Fe, NM 87504-0608.

Concentration of Credit Risk – Investments in securities of any issues, other than U.S. Treasury Securities, mutual funds, local government investment pool, that represent 5% or more of the total investments at year end are as follows.

	Amount	% of Investments
Treasury Money Market	\$35,820,711	21%
U.S. Agencies		
Federal National Mortgage Association	46,153,101	27%
Federal Home Loan Mortgage Corporation	17,031,903	10%
Federal Home Loan Bank	56,858,488	33%

**STATE OF NEW MEXICO
SANTA FE COUNTY
NOTES TO FINANCIAL STATEMENTS
JUNE 30, 2012**

NOTE 4 – RECEIVABLES

Governmental receivable balances, net of allowance for uncollectible accounts, as of year- end for the County’s individual major governmental funds and non-major governmental funds in the aggregate, were as follows.

	General Fund	Capital Outlay GRT	Fire Operations	Developer Fees Fund	Corrections Operations Fund	Non-Major Governmental Funds
Accounts	\$ 329,180	\$ -	\$ 6,424,481	\$ 3,290	\$ 2,122,696	\$ 2,149,278
Taxes	7,494,690	1,545,548	1,373,387	-		4,595,124
Interest	327,038	-	-	-	64,475	12,207
Grantor & other	162,842	-	103,137	-	-	2,534,664
Mortgages						
Notes	-	-	-	14,151,822	-	-
Less: Allowance for uncollectible	-	-	(2,644,776)	(141,520)	(966,822)	-
Net receivables	<u>\$ 8,313,750</u>	<u>\$ 1,545,548</u>	<u>\$ 5,256,229</u>	<u>\$ 14,013,592</u>	<u>\$ 1,220,349</u>	<u>\$ 9,291,273</u>

Governmental funds report deferred revenue in connection with receivables for revenues that are not considered to be available to liquidate liabilities of the current period. Governmental funds also defer revenue recognition in connection with resources that have been received, but not yet earned. At the end of the current fiscal year, the various components of deferred revenue reported in the governmental funds were as follows.

	<u>Unavailable</u>	<u>Unearned</u>
Delinquent property taxes receivable (General Fund)	\$4,911,836	
Charges for services receivables (Fire Operations)	3,778,471	
Mortgages receivable (Developer Fees Fund)	14,013,592	
Charges for services receivables (Corrections Operations Fund)	595,705	
Delinquent property taxes receivable (Non-Major Governmental Funds)	919,046	
Charges for services receivable (Non-Major Governmental Funds)	9,895	
Intergovernmental receivables (Non-Major Governmental Funds)	3,420,250	29,602
Total deferred revenue for governmental funds	<u>\$ 27,648,795</u>	<u>\$ 29,602</u>

**STATE OF NEW MEXICO
SANTA FE COUNTY
NOTES TO FINANCIAL STATEMENTS
JUNE 30, 2012**

NOTE 5 – CAPITAL ASSETS

A summary of capital asset activity for the current fiscal year follows.

Governmental Activities:

	June 30, 2011				June 30, 2012
	Balance	Additions	Deletions	Transfers	Balance
Capital assets not being depreciated:					
Land	\$ 35,127,088	\$ 249,917	\$ -	\$ -	\$ 35,377,005
Right of Way Land	10,109,940	-	-	-	10,109,940
Construction in progress	29,599,798	25,135,691	-	(10,155,106)	44,580,383
Total	<u>74,836,826</u>	<u>25,385,608</u>	<u>-</u>	<u>(10,155,106)</u>	<u>90,067,328</u>
Assets being depreciated:					
Buildings & Improvements	100,811,505	1,874,363	(1,400)	5,758,972	108,443,440
Infrastructure	36,173,117	1,648,694	-	4,396,134	42,217,945
Vehicles, Furniture, Fixtures & Equipment	50,879,646	4,118,430	(2,328,188)	(4,993)	52,664,895
Total	<u>187,864,268</u>	<u>7,641,487</u>	<u>(2,329,588)</u>	<u>10,150,113</u>	<u>203,326,280</u>
Less: Accumulated Depreciation					
Buildings & Improvements	(27,316,164)	(2,923,198)	1,400	-	(30,237,962)
Infrastructure	(9,203,579)	(305,346)	-	-	(9,508,925)
Vehicle, FF&E	(42,799,645)	(3,280,389)	2,328,188	4,993	(43,746,853)
Total	<u>(79,319,388)</u>	<u>(6,508,933)</u>	<u>2,329,588</u>	<u>4,993</u>	<u>(83,493,740)</u>
Total capital assets, being depreciated, net	<u>\$ 108,544,880</u>	<u>\$ 1,132,554</u>	<u>\$ -</u>	<u>\$ 10,155,106</u>	<u>\$ 119,832,540</u>
Governmental activities, capital assets, net	<u>\$ 183,381,706</u>	<u>\$ 26,518,162</u>	<u>\$ -</u>	<u>\$ -</u>	<u>\$ 209,899,868</u>

Business Type Activities:

REGIONAL PLANNING AUTHORITY

	June 30, 2011				June 30, 2012
	Balance	Additions	Deletions	Transfers	Balance
Assets being depreciated:					
Vehicles, Furniture, Fixtures, & Equipment	\$ 7,650	-	-	2,265	9,915
Total	<u>7,650</u>	<u>-</u>	<u>-</u>	<u>2,265</u>	<u>9,915</u>
Less: Accumulated Depreciation					
Vehicle, Furniture, Fixtures, & Equipment	(7,650)	-	-	(2,265)	(9,915)
Total	<u>(7,650)</u>	<u>-</u>	<u>-</u>	<u>(2,265)</u>	<u>(9,915)</u>
Net Fixed Assets	<u>\$ -</u>	<u>-</u>	<u>-</u>	<u>-</u>	<u>-</u>

**STATE OF NEW MEXICO
SANTA FE COUNTY
NOTES TO FINANCIAL STATEMENTS
JUNE 30, 2012**

NOTE 5 – CAPITAL ASSETS (Cont'd)

Business Type Activities (Cont'd):

UTILITIES DEPARTMENT

	June 30, 2011				June 30, 2012
	Balance	Additions	Deletions	Transfers	Balance
Land	\$ 1,347,625	\$ 91,766	\$ -	\$ -	\$ 1,439,391
Water Rights	21,704,696	-	-	-	21,704,696
CIP	98,188,788	3,183,599	-	(99,488,347)	1,884,040
Total	<u>121,241,109</u>	<u>3,275,365</u>	<u>-</u>	<u>(99,488,347)</u>	<u>25,028,127</u>
Assets being depreciated:					
Buildings & Improvements	19,740	2,011	-	-	21,751
Water Systems	16,774,346	188,564	-	99,488,347	116,451,257
Vehicles, Furniture, Fixtures & Equipment	520,974	21,529	(2,424)	1,364	541,443
Total	<u>17,315,060</u>	<u>212,104</u>	<u>(2,424)</u>	<u>99,489,711</u>	<u>117,014,451</u>
Less: Accumulated Depreciation					
Buildings & Improvements	(3,290)	(2,853)	-	-	(6,143)
Water Systems	(2,740,478)	(2,327,061)	-	-	(5,067,539)
Vehicle, FF&E	(261,164)	(42,180)	2,424	(1,364)	(302,284)
Total	<u>(3,004,932)</u>	<u>(2,372,094)</u>	<u>2,424</u>	<u>(1,364)</u>	<u>(5,375,966)</u>
Net Fixed Assets	<u>\$ 135,551,237</u>	<u>\$ 1,115,375</u>	<u>\$ -</u>	<u>\$ -</u>	<u>\$ 136,666,612</u>

HOUSING SERVICES

	June 30, 2011				June 30, 2012
	Balance	Additions	Deletions	Transfers	Balance
Land	\$ 725,205	\$ -	\$ -	\$ -	\$ 725,205
Assets being depreciated:					
Buildings & Improvements	7,654,661	177,515	-	-	7,832,176
Vehicles, Furniture, Fixtures & Equipment	400,318	8,455	(9,367)	-	399,406
Total Assets	<u>8,780,184</u>	<u>185,970</u>	<u>(9,367)</u>	<u>-</u>	<u>8,956,787</u>
Less: Accumulated Depreciation					
Buildings & Improvements	(2,378,979)	(203,495)	-	-	(2,582,474)
Vehicle, FF&E	(351,499)	(22,154)	9,367	-	(364,286)
Total	<u>(2,730,478)</u>	<u>(225,649)</u>	<u>9,367</u>	<u>-</u>	<u>(2,946,760)</u>
Net Fixed Assets	<u>\$ 6,049,706</u>	<u>\$ (39,679)</u>	<u>\$ -</u>	<u>\$ -</u>	<u>\$ 6,010,027</u>
Business-type activities capitla assets, net	<u>\$ 141,600,943</u>	<u>\$ 1,075,696</u>	<u>\$ -</u>	<u>\$ -</u>	<u>\$ 142,676,639</u>

**STATE OF NEW MEXICO
SANTA FE COUNTY
NOTES TO FINANCIAL STATEMENTS
JUNE 30, 2012**

NOTE 5 – CAPITAL ASSETS (Concl'd)

Depreciation expense was charged to functions/programs as follows.

Governmental Activities:	
General government	\$ 993,806
Public safety	3,395,739
Health and welfare	579,567
Culture and recreation	435,960
Highways and streets	1,103,861
Total depreciation expense – governmental activities	<u>\$ 6,508,933</u>
Business-Type Activities:	
Regional Planning Authority	\$ -
Utilities	2,372,094
Housing Services	225,649
Total depreciation expense – business-type activities	<u>\$ 2,597,743</u>

Construction Commitments – At year end, the County had contractual commitments related to capital projects for the construction of the First Judicial Complex and other various projects. At year end the County had spent \$19.8M on the projects and had estimated remaining contractual commitments of \$27M. These projects are being funded primarily with bond proceeds and capital outlay gross receipts taxes.

NOTE 6 – OPERATING LEASES

The County leases equipment and office space under the provisions of long-term lease agreements classified as operating leases for accounting purposes. Rental expenditures under the terms of the operating leases totaled \$486,416 for the current fiscal year. The operating leases are subject to future appropriation and, as such, cancelable by the County at the end of a fiscal year. The future minimum rental payments required under the operating leases at year end, were as follows.

Year Ending June 30:	
2013	\$ 315,407
2014	103,590
2015	104,097
2016	49,096
2017	50,168
2018-22	264,777
2023-27	257,895
2028-31	11,464
Total minimum payments required	<u>\$ 1,156,494</u>

STATE OF NEW MEXICO
SANTA FE COUNTY
NOTES TO FINANCIAL STATEMENTS
JUNE 30, 2012

NOTE 7 – LANDFILL CLOSURE AND POSTCLOSURE COSTS

State and federal laws and regulations require the County to place a final cover on the County-operated landfill when it stops accepting waste and to perform certain maintenance and monitoring functions at the site for thirty years after closure. Although closure and post closure care costs will be incurred after the date the landfill stops accepting waste, the County reports these closure and post closure care costs as a liability as of each balance sheet date. The County closed the landfill during fiscal year 1997. The \$1,931,880 reported as landfill closure and post closure care liability at year end represents management's estimate based on an expert hired to estimate the costs for standard monitoring and compliance to 2027.

Annual ground water monitoring has demonstrated the County is in compliance with ground water contamination. The County is required to perform monitoring of the ground water every five years. The County estimates it will not expend any significant monies for post-closure costs in the next fiscal year. Current year expenditures of \$16,794 were paid by the General Fund. These amounts are based on what it would cost to perform all closure and post closure care in fiscal 2012. Actual costs may be higher due to inflation, changes in technology, or changes in regulations.

NOTE 8 – CONDUIT DEBT OBLIGATIONS

The County has issued Project Revenue Bonds to provide assistance for the El Castillo Retirement Residences Project. The bonds are secured by the property financed and are payable solely from payments received on the underlying mortgage loans. At year end, there were two series of Project Revenue Bonds outstanding, with an aggregate principal amount payable of \$11,830,000.

The County issued \$3,000,000 multi-family Housing Revenue Bonds in August 1998 to provide assistance for the construction of the Villa Grande Apartments. The bonds are secured by the revenues and mortgage of the property. At year end, the amounts of bonds outstanding were \$2,890,000.

The County issued \$7,400,000 of tax-exempt variable rate and \$2,650,000 of taxable fixed rate Education Facility Revenue Bonds in April 2008 to provide assistance for building an elementary school for the Archdiocese of Santa Fe. The bonds are secured by Education Facility Revenues. At year end, the amounts of bonds outstanding were \$9,325,000.

Total conduit debt outstanding at June 30, 2012, was \$24,045,000. The County is not obligated in any manner for repayment of the bonds. Accordingly, the bonds are not reported as liabilities in the accompanying financial statements.

**STATE OF NEW MEXICO
SANTA FE COUNTY
NOTES TO FINANCIAL STATEMENTS
JUNE 30, 2012**

NOTE 9 – BONDS PAYABLE

Bonds payable at year end consisted of the following outstanding general obligation and revenue bonds. The bonds are both callable and non-callable with interest payable semiannually. Property taxes or gross receipts taxes as applicable from the respective debt service funds are used to pay bonded debt.

Sinking fund requirements for the Correctional System and GRT Revenue Bonds Requirement revenue bonds are 1) 10% of the original principal amount of the bonds or 2) the maximum annual debt service of the bonds or 3) 125% of the average annual debt service of the bonds. The County has chosen option 2.

Revenue and general obligation bonds outstanding as reported in governmental-type activities at year end were as follows.

<u>Purpose</u>	<u>Original Amount Issued</u>	<u>Interest Rates</u>	<u>Maturity</u>	<u>Outstanding Principal June 30, 2012</u>	<u>Due Within One Year</u>
Governmental activities:					
General Obligation Bonds:					
GOB Series 2005A - Roads, Public Works, Water	\$ 20,000,000	4.0% to 4.375%	7/1/25	\$ 10,950,000	\$ 250,000
GOB Series 2005 - Refunding 97 GOB	8,490,000	3.75% to 4.192%	7/1/16	4,785,000	885,000
GOB Series 2007A - Judicial Center	25,000,000	4% to 4.5%	7/1/26	20,550,000	250,000
GOB Series 2007B – Roads & Water	20,000,000	4% to 5.5%	7/1/27	16,800,000	500,000
GOB Series 2008 - Buckman Direct Diversion Water	32,500,000	3% to 4.25%	7/1/24	27,900,000	1,000,000
GOB Series 2009 - Road, Fire, Water, OS, Transfer Stations	17,000,000	3% to 4.3%	7/1/24	13,250,000	500,000
GOB Series 2010 - Refund 2001A & 1999 Series	13,505,000	2.125% to 3%	7/1/18	10,815,000	1,810,000
GOB Series 2011 – Refund 2001A & Road, Fire, Water, OS, Transfer Stations	17,500,000	2.5% to 4%	7/1/26	17,500,000	2,900,000
Rancho Viejo Improvement District	1,950,000	7.25%	7/1/12	775,000	775,000
Total				<u>123,325,000</u>	<u>8,870,000</u>
Revenue Bonds:					
Correctional System 1997	30,000,000	5.0% to 6.0%	2/1/27	22,035,000	995,000
Sheriff's Facility - 1997A	6,000,000	5.0% to 6.0%	2/1/27	4,140,000	185,000
Subordinate Judicial Center – 2008	30,000,000	3.5% to 5%	6/1/33	27,050,000	255,000
2009 Series Capital Outlay GRT - Water Rights	12,090,000	2% to 5%	6/1/29	10,935,000	460,000
2010A Series Capital Outlay GRT - Buckman Direct Diversion	21,215,000	2% to 5%	6/1/30	19,870,000	775,000
2010B Series Capital Outlay GRT - Buckman Direct Diversion	10,195,000	2% to 4.25%	6/1/30	9,590,000	350,000
Total				<u>93,620,000</u>	<u>3,020,000</u>
Grand Total				<u>\$ 216,945,000</u>	<u>\$ 11,890,000</u>

**STATE OF NEW MEXICO
SANTA FE COUNTY
NOTES TO FINANCIAL STATEMENTS
JUNE 30, 2012**

NOTE 9 – BONDS PAYABLE (Cont'd)

Annual debt service requirements to maturity on revenue and refunding bonds for governmental activities at year end are summarized as follows:

Year ending June 30:	Principal	Interest
2013	\$11,890,000	\$ 9,077,137
2014	9,585,000	8,659,507
2015	9,715,000	8,329,993
2016	10,485,000	7,969,306
2017	11,000,000	7,571,346
2018-22	64,390,000	30,524,909
2023-27	76,105,000	15,310,925
2028-33	23,775,000	3,340,839
Total	\$216,945,000	\$90,783,962

In prior years, the County defeased certain general obligation and other bonds by placing the proceeds of new bonds in an irrevocable trust to provide for all future debt service payments on the defeased bonds. Accordingly, the trust account assets and the liability for the defeased bonds are not included in the County's financial statements. At year end, \$15,900,000 of defeased bonds was still outstanding.

Pledged revenues – governmental activities. The County has pledged future gross receipts tax revenues to repay outstanding revenue bonds of \$93.6M as of June 30, 2012. Proceeds from the original bond issuances provided financing for the acquisition and construction of major capital facilities and water systems. The bonds are paid solely from the County's gross receipts tax and are payable through 2033. Total annual principal and interest payments for all gross receipts tax revenue bonds are expected to require less than 13% of gross revenues. Total principal and interest to be paid on the bonds is \$110M. The current total gross receipts tax revenues were \$44M and the total principal and interest paid on the bonds was \$5.2M, or 12% of gross revenues.

**STATE OF NEW MEXICO
SANTA FE COUNTY
NOTES TO FINANCIAL STATEMENTS
JUNE 30, 2012**

NOTE 10 – LOANS PAYABLE

During the year ended June 30, 2012, the County entered into an agreement with the City of Santa Fe to repay a portion of the loan with the Water Trust Board in connection with the Buckman Direct Diversion Project. The annual payments of principal and interest are the responsibility of the Capital Outlay GRT Fund. During the year, the County entered into an additional \$400,000 loan with the City of Santa Fe and paid off the loan during the year. Annual debt service requirements to maturity are summarized as follows:

Year ending June 30:	<u>Principal</u>	<u>Interest</u>
2013	\$ 25,035	\$ 1,060
2014	25,098	997
2015	25,161	934
2016	25,224	871
2017	25,287	808
2018-22	127,388	3,088
2023-27	128,992	1,489
2028-29	41,512	156
Total	<u>\$423,697</u>	<u>\$ 9,403</u>

NOTE 11 - CHANGES IN LONG-TERM LIABILITIES

Long-term liability activity for the current fiscal year was as follows:

	<u>Beginning Balance</u>	<u>Additions</u>	<u>Reductions</u>	<u>Ending Balance</u>	<u>Due Within One Year</u>
Governmental Activities:					
General obligation bonds	\$ 130,165,000	-	7,615,000	122,550,000	\$8,095,000
Revenue bonds	96,465,000	-	2,845,000	93,620,000	3,020,000
Component unit - Rancho Viejo Improvement District	1,620,000	-	845,000	775,000	775,000
Loan Payable	448,669	400,000	424,972	423,697	25,035
Landfill closure and post closure costs	1,948,674	-	16,794	1,931,880	-
Compensated absences	3,051,010	2,663,739	2,632,300	3,082,449	3,082,449
Pollution remediation	537,000	-	537,000	-	-
Total	<u>\$ 234,235,353</u>	<u>3,063,739</u>	<u>14,916,066</u>	<u>222,383,026</u>	<u>\$ 14,997,484</u>

**STATE OF NEW MEXICO
SANTA FE COUNTY
NOTES TO FINANCIAL STATEMENTS
JUNE 30, 2012**

NOTE 12 – INTERFUND RECEIVABLES, PAYABLES, AND TRANSFERS

Due to/from other funds – At year end, eight non-major governmental funds were involved in borrowing arrangements with the General Fund due to the existence of a negative cash balance. All inter fund balances are expected to be paid within one year.

The Interfund Assets and Liabilities reported in the governmental fund balance sheet consist of the following:

	<u>Receivables</u>	<u>Payables</u>
General Fund	\$ 6,395,766	\$ -
Corrections Operations	-	496,901
Total Major Funds	6,395,766	496,901
Nonmajor Funds:		
GOB Series 2011-Improvement & Refunding	-	219,792
GOB Debt Service	219,792	-
Housing Capital Improvements	-	17,316
Capital Projects-Federal	-	50,222
State Special Appropriations	-	260,849
GOB Series 2007A	-	2,517,803
GOB Series 2007B	-	68,744
GOB Series 2009	-	18,763
Capital Outlay GRT Bonds 2010B	-	2,965,168
Total Nonmajor Funds	219,792	6,118,657
Total County	\$ 6,615,558	\$ 6,615,558

All of the interfund receivables and payables are between the general fund and the other funds except for the \$219,792 interfund balance between the GOB Debt Service and GOB Series 2011 Funds, and are expected to be re-paid within the next fiscal year.

The County records transfers to fund the operations and projects of other funds to provide debt service and as otherwise needed and required. The following transfers are shown in the legally adopted budget statements, and may be adjusted for the fund financial statements for GASB 54 reporting requirements.

**STATE OF NEW MEXICO
SANTA FE COUNTY
NOTES TO FINANCIAL STATEMENTS
JUNE 30, 2012**

NOTE 12 – INTERFUND RECEIVABLES, PAYABLES, AND TRANSFERS (Cont’d)

Significant transfers from the General Fund included transfers totaling \$6,000,000 to the Corrections Operations Fund for the operation of the Jail and Juvenile Facilities, and \$9,300,000 to the Law Enforcement Operations Fund to fund the operations of law enforcement. Also, the Environmental Revenue GRT Fund transferred a total of \$692,200 to the General Fund (\$346,100) for solid waste operations, and the Utilities Fund (\$346,100) for water/wastewater operations. The Corrections Operations Fund also received \$4,575,000 from the Corrections GRT Fund, and \$480,000 from the Corrections Fees Fund to supplement operations. The Corrections Operations Fund transferred \$2,252,005 to the Jail Revenue Debt Service Fund to pay debt service costs related to the Jail Revenue Bond. The Capital Outlay GRT Fund transferred \$3,732,229 to service debt related to water rights’ purchases and loan principle payments.

Transfers in (from other funds)	Transfers out (to other funds)						
	General	Corrections Operations	Major Funds Utilities Department	Fire Operations	Capital Outlay GRT	Other Non-Major Governmental	Total
General	\$ -	\$ -	\$ 2,000,000	-	-	\$ 376,100	\$ 2,376,100
Corrections Operations	6,000,000	-	-	-	-	5,055,000	\$ 11,055,000
Fire Operations	-	-	-	-	-	3,022,580	\$ 3,022,580
Utilities Department	-	-	-	-	-	346,100	\$ 346,100
Regional Planning Authority	1,550	-	-	-	-	-	\$ 1,550
Other Non- Major Governmental	16,266,990	2,252,005	-	2,965,378	3,732,229	3,036,506	\$ 28,253,108
Total	\$ 22,268,540	\$ 2,252,005	\$ 2,000,000	2,965,378	3,732,229	\$ 11,836,286	\$ 45,054,438

Significant transfers from the General Fund and certain other non-major special revenue funds, of current year revenue sources, to each special revenue recipient fund have been eliminated for GAAP purposes in the Governmental Fund Financial Statements and appear as reconciliations to the GAAP basis change in fund balance on the Budget Statements. The Budget Statements present the legally adopted budget including transfers from/to other funds. For GASB 54 reporting purposes, these have been eliminated and recorded in the fund by the type of revenue source that constituted the budgeted transfer.

**STATE OF NEW MEXICO
SANTA FE COUNTY
NOTES TO FINANCIAL STATEMENTS
JUNE 30, 2012**

NOTE 12 – INTERFUND RECEIVABLES, PAYABLES, AND TRANSFERS (Cont'd)

	Budgetary Basis			GAAP Basis		Revenue Earned
	Source Realized	Transfer Out	Transfer In	Transfer Out	Transfer In	
Property Tax Revenue						
General Fund	\$6,000,000	\$6,000,000		-		
Corrections Ops			\$6,000,000		-	\$6,000,000
General Fund	\$9,300,000	\$9,300,000		-		
Law Enforcement Ops			\$9,300,000		-	\$9,300,000
General Fund	\$3,261,649	\$3,261,649		-		
Road Maintenance Fund			\$3,261,649		-	\$3,261,649
Total Property Taxes	<u>\$ 18,561,649</u>					<u>\$ 18,561,649</u>
Gross Receipts Taxes						
Correctional GRT Fund	\$ 4,499,255	\$ 4,499,255		-		
Corrections Operations			\$4,499,255		-	\$ 4,499,255
Indigent Hospital	\$ 2,000,993	\$ 2,000,993		-		
Indigent Services			\$2,000,993		-	\$ 2,000,993
EMS Health Hospital	\$ 454,951	\$ 454,951		-		
EMS Health Services			\$454,951		-	\$ 454,951
EMS Health Hospital	\$ 2,965,378	\$ 2,965,378		-		
Fire Operations			\$2,965,378		-	\$ 2,965,378
Total Gross Receipts Taxes	<u>\$ 9,920,577</u>					<u>\$ 9,920,577</u>

**STATE OF NEW MEXICO
SANTA FE COUNTY
NOTES TO FINANCIAL STATEMENTS
JUNE 30, 2012**

NOTE 13 – CONTINGENT LIABILITIES

Encumbrances - In accordance with GASB 54, encumbrances are no longer presented on the face of the fund financials. Santa Fe County's significant encumbrances, those greater than \$200,000, for fiscal year ended June 30, 2012 are listed as follows:

Purpose	Major Funds	Nonmajor Funds	Total
Security & Fence Upgrades at the Adult & Youth Detention Facilities	\$ 711,310	-	\$ 711,310
Santa Fe County's share of the Buckman Direct Diversion Project	1,664,936	1,321,957	2,986,893
Construction of the First Judicial District Courthouse	1,091,840	17,374,334	18,466,174
Sole Community Provider Payments	-	1,207,829	1,207,829
BTI LEDA Project	-	350,000	350,000
Broadband Infrastructure Development into the Community College District	-	1,000,000	1,000,000
Purchase a Fire Pumper (Fire Truck) & Ambulance	-	1,095,720	1,095,720
Data Collection Services for Property Valuation	-	1,000,000	1,000,000
Purchase 14 new Sheriff's vehicles	-	317,086	317,086
Water Transmission Line Engineering for Canoncito Waterline	-	752,983	752,983
Infrastructure for Greater Chimayo MDWCA	-	250,000	250,000
Total Significant Encumbrances	\$3,468,086	\$ 24,669,909	\$ 28,137,995

Compliance – Amounts received or receivable from grantor agencies are subject to audit and adjustment by grantor agencies, principally the federal government. Any disallowed claims, including amounts already collected, may constitute a liability of the applicable funds. The amount, if any, of expenditures/expenses that may be disallowed by the grantor cannot be determined at this time, although the County expects such amounts, if any, to be immaterial.

Lawsuits – The County is a defendant in a number of lawsuits as of June 30, 2012. It is the opinion of management and County counsel that the amount of losses resulting from these litigations at June 30, 2012, would not be material to the financial position of the County.

STATE OF NEW MEXICO
SANTA FE COUNTY
NOTES TO FINANCIAL STATEMENTS
JUNE 30, 2012

NOTE 14 – JOINT POWERS AGREEMENTS AND MEMORANDUM OF UNDERSTANDING

JPAs and MOUs presented as Other Supplementary Information, significant agreements are as follows:

Santa Fe Solid Waste Management Agency - Under authorization of the New Mexico State Statute 11-1-1, Santa Fe County joined the City of Santa Fe to undertake their powers to dispose of solid waste as mandated by state and federal regulations and provide a more efficient and cost-effective method of solid waste disposal to the County and City citizens.

The County and the City established the Santa Fe Solid Waste Management Agency (Agency) through a Joint Powers Agreement in February 1995, as a public entity separate from the County or the City. The agreement delegated to the Agency the power to plan for, operate, construct, maintain, repair, replace, or expand the facility. The County Commission and the City Council approve the annual budget. The Agency has the authority to adopt revenue bond ordinances so long as such an ordinance is duly ratified by the governing bodies of the County and the City. A five member staff advisory committee was established by the agreement and is comprised of the finance directors from the County and the City, the County public works department director, the City utilities department director and the Agency director. A five member citizens' advisory committee was also established. The Agency is charged to comply with all laws, rules and regulations for operations under the permit issued from the New Mexico Environment Department. The Board of Directors for the Agency consists of four members who are appointed by the Board of County Commissioners and four members who are appointed by the City Mayor with the approval of the City Council. The Board meets at least quarterly.

The start-up costs, design, land acquisition and construction were funded by equal contributions from the County and City. The contributions and commitments from each entity to date is approximately \$5.8 million. The County did not contribute any funds to the Agency in the 2011 fiscal year. A final reconciliation has been done to ensure costs have been split equally between the County and City. The facility opened in May of 1997.

The facility is to be self supporting for operations, equipment, future construction, debt service, accumulation of a reserve fund and all other costs through fees charged to the County, the City, and other private users. The land for the facility was purchased by the County and transferred to the Agency. The facility itself belongs to the Agency. The Agency has adopted its rate ordinance for use of the facility. If, for any reason, revenues are insufficient to pay costs of operations, the Agency Board must notify the County and City in order to negotiate steps that are reasonable and prudent in light of existing circumstances to ensure that any deficits accumulated or incurred by the Agency are not allowed to impair the operation, integrity or credit worthiness of the Agency. A bond issue was authorized in December 1996, by the Agency in the amount of \$6,260,000 to provide funds for the equipment required for the facility and the construction of the second landfill cell.

STATE OF NEW MEXICO
SANTA FE COUNTY
NOTES TO FINANCIAL STATEMENTS
JUNE 30, 2012

NOTE 14 – JOINT POWERS AGREEMENTS AND MEMORANDUM OF UNDERSTANDING (Concl'd)

The Agency has its own financial statements as a separate entity, audited on an annual basis. Complete financial statements for the Agency may be obtained at the Santa Fe Solid Waste Management Agency, 165 Caja Del Rio Road, Santa Fe, New Mexico 87502-6189.

Closure of the facility must be approved by the governing bodies of the County and City. Upon closure and sale of the facility, any proceeds remaining after settling all obligations will be split equally between the County and City.

Buckman Direct Diversion (BDD) Water Project – The City of Santa Fe and the County have established a joint powers agreement for the Buckman Direct Diversion (BDD) water project. The BDD, estimated at \$216.3 million, will be the largest, single capital project for which the two local governments address meeting the current and future needs of an adequate water supply within the area. The Buckman Surface Diversion will provide full access to the San Juan/Chama water rights and/or other native Rio Grande water rights currently held by the City and County. The proposed system will route Rio Grande surface water directly from the river through a conveyance system to a new water treatment facility where water will be conveyed to the various users. Costs incurred to date have been recorded to the Utilities Department enterprise fund as additions to water rights and the water system. There was approximately \$99.4M of costs capitalized in the current fiscal year.

La Luz Holdings, LLC, and Santa Fe Film and Media Studios Inc. (Studios) – The County and La Luz Holdings, LLC, a New Mexico limited liability company, and Santa Fe Film and Media Studios Inc., a New Mexico corporation, entered into a Memorandum of Understanding (MOU) on January 14, 2009, to participate in an economic development project pursuant to the Local Economic Development Act, NMSA 1978 Sections 5-10-1 through 5-10-13 (1993) (as amended). Prior to the MOU, the County enacted Santa Fe County Ordinance No. 1996-07, which provides for economic development projects within the County, and Ordinance No. 2008-07 approving an economic development project with the Studios. Under the terms of Ordinance No. 2008-07 and a Project Participation and Land Transfer Agreement dated October 26, 2010, the County has agreed to contribute to the economic development project of a film and multi-media production studio by providing water, sewer, broadband and road infrastructure improvements, and an annual water allotment sufficient to develop and operate the project without cost to the Studios. The County has entered into a grant agreement with the NM Department of Finance and Administration and the NM Economic Development Department to plan, design, construct, equip and furnish the Studios in the amount of \$10M. There were approximately \$597,000 of current fiscal year costs capitalized, and \$1.5M in grants passed through to the Studios during the current fiscal year.

STATE OF NEW MEXICO
SANTA FE COUNTY
NOTES TO FINANCIAL STATEMENTS
JUNE 30, 2012

NOTE 15 – RISK MANAGEMENT

The County is exposed to various risks of loss related to torts; theft of, damage to, or destruction of assets; errors or omissions; injuries to employees; or acts of God. The County belongs to the New Mexico County Insurance Authority (NMCIA) a division of New Mexico Association of Counties (NMAC), a public entity risk pool currently operating as a common risk management and insurance program for its member counties. The County pays an annual premium to NMCIA for its entire general and workers' compensation insurance coverage. The agreement for formation of the NMCIA provides that NMCIA will be self-sustaining through member premiums and will reinsure through commercial companies for claims in excess of amounts that range from \$150,000 for property to \$300,000 for other liability claims.

The County carries commercial insurance for all other risks of loss including property, liability, and employee health and accident insurance. Settled claims resulting from these risks have not exceeded commercial insurance coverage in any of the past three fiscal years.

NOTE 16 – PENSION PLAN – PUBLIC EMPLOYEES RETIREMENT ASSOCIATION

Plan Description. Substantially all of the County's full-time employees participate in a public employee retirement system authorized under the Public Employees' Retirement Act (Chapter 10, Article II, NMSA 1978). The Public Employees Retirement Association (PERA) is the administrator of the plan, which is a cost-sharing multiple-employer defined benefit public employee retirement plan. The plan provides for retirement benefits, disability benefits, survivor benefits and cost of living adjustments to plan members and beneficiaries. PERA issues a separate, publicly available financial report that includes financial statements and required supplementary information. That report may be obtained by writing to PERA, PO Box 2123, Santa Fe, NM 87504-2123. The report is also available on PERA's website at www.pera.state.nm.us.

Funding Policy. Plan members (other than police and fire) are required to contribute 13.15% of their gross salary; police are required to contribute 16.30% and fire is required to contribute 16.20% of their gross salary. The County is required to contribute 18.50% for police, 21.25% for all fire and 9.15% for all other plan members. The County elects to contribute 9.86% regular, 9.26% police, and 12.15% fire, of the employee required share of contributions. The contribution requirements of the plan members and the County are established in State statute under Chapter 10, Article 11, NMSA 1978. The requirements may be amended by acts of the legislature. The County's contributions to PERA for the years ended 2012, 2011, and 2010 were \$7.2M, \$7.3M and \$7.8M, respectively, which were equal to the amount of the required contributions for each year.

**STATE OF NEW MEXICO
SANTA FE COUNTY
NOTES TO FINANCIAL STATEMENTS
JUNE 30, 2012**

NOTE 17 – POSTEMPLOYMENT BENEFITS – STATE RETIREE HEALTHCARE PLAN

Plan Description. The County contributes to the New Mexico Retiree Health Care Fund, a cost-sharing multiple-employer defined benefit postemployment healthcare plan administered by the New Mexico Retiree Health Care Authority (RHCA). The RHCA provides health care insurance and prescription drug benefits to retired employees of participating New Mexico government agencies, their spouses, dependents, and surviving spouses and dependents. The RHCA Board was established by the Retiree Health Care Act (Chapter 10, Article 7C, NMSA 1978). The Board is responsible for establishing and amending benefit provisions of the healthcare plan and is also authorized to designate optional and/or voluntary benefits like dental, vision, supplemental life insurance, and long-term care policies.

Eligible retirees are: 1) retirees who make contributions to the fund for at least five years prior to retirement and whose eligible employer during that period of time made contributions as a participant in the RHCA plan on the person's behalf unless that person retires before the employer's RHCA effective date, in which the event the time period required for employee and employer contributions shall become the period of time between the employer's effective date and the date of retirement; 2) retirees defined by the Act who retired prior to July 1, 1990; 3) former legislators who served at least two years; and 4) former governing authority members who served at least four years.

The RHCA issues a publicly available stand-alone financial report that includes financial statements and required supplementary information for the postemployment healthcare plan. That report and further information can be obtained by writing to the Retiree Health Care Authority at 4308 Carlisle NE, Suite 104, Albuquerque, NM 87107.

Funding Policy. The Retiree Health Care Act (Section 10-7C-13 NMSA 1978) authorizes the RHCA Board to establish the monthly premium contributions that retirees are required to pay for healthcare benefits. Each participating retiree pays a monthly premium according to a service based subsidy rate schedule for the medical plus basic life plan plus an additional participation fee of five dollars if the eligible participant retired prior to the employer's RHCA effective date or is a former legislator or former governing authority member. Former legislators and governing authority members are required to pay 100% of the insurance premium to cover their claims and the administrative expenses of the plan. The monthly premium rate schedule can be obtained from the RHCA or viewed on their website at www.nmrhca.state.nm.us.

The Retiree Health Care Act (Section 10-7C-15 NMSA 1978) is the statutory authority that establishes the required contributions of participating employers and their employees. During the fiscal year ended June 30, 2012, the statute required each participating employer to contribute 1.834% of each participating employee's annual salary; each participating employee is required to contribute 0.917% of their salary.

**STATE OF NEW MEXICO
SANTA FE COUNTY
NOTES TO FINANCIAL STATEMENTS
JUNE 30, 2012**

NOTE 17 – POSTEMPLOYMENT BENEFITS – STATE RETIREE HEALTHCARE PLAN (Cont’d)

In the fiscal year ending June 30, 2013, the contribution rates for employees and employers will rise as follows:

<u>Fiscal Year</u>	<u>Employer Contribution Rate Non Police & Fire</u>	<u>Employee Contribution Rate Non Police & Fire</u>
2013	2.000	1.000

For employees who are members of an enhanced retirement plan during the fiscal year ended June 30, 2012, the statute required each participating employer to contribute 2.92% of each participating employee’s annual salary, and each participating employee was required to contribute 1.146% of their salary. In the fiscal year ended June 30, 2013 the contribution rates for both employees and employers will rise as follows:

<u>Fiscal Year</u>	<u>Employer Contribution Rate Police & Fire</u>	<u>Employee Contribution Rate Police & Fire</u>
2013	2.500	1.250

Also, employers joining the program after January 1, 1998, are required to make a surplus-amount contribution to the RHCA based on one of two formulas at agreed-upon intervals.

The RHCA plan is financed on a pay-as-you-go basis. The employer, employee and retiree contributions are required to be remitted to the RHCA on a monthly basis. The statutory requirements for the contributions can be changed by the New Mexico State Legislature.

The County's contributions to the RHCA for the years ended June 30, 2012, 2011 and 2010 were \$707,098, \$653,584 and \$468,476, respectively, which equal the required contributions for each year.

(This page intentionally left blank)



Pojoaque Fire Station

Photo by

SUPPLEMENTARY INFORMATION

(This page intentionally left blank)



El Rancho Community Center

**OTHER MAJOR GOVERNMENTAL FUNDS
SCHEDULE OF REVENUES, EXPENDITURES AND
CHANGES IN FUND BALANCE-BUDGET TO ACTUAL**

STATE OF NEW MEXICO
SANTA FE COUNTY
Statement of Revenues, Expenditures, and Changes in Fund Balance-Budget to Actual
Capital Outlay GRT
For the Fiscal Year Ended June 30, 2012

	Budgeted Amounts	Budgeted Amounts	Non - GAAP	Variance Favorable (Unfavorable)
	Original	Final	Actual	Final to Actual
Revenues				
Property Taxes	\$ -	\$ -	\$ -	\$ -
Gross Receipts Taxes	8,550,000	8,550,000	9,040,335	490,335
Other Taxes & Assessments	-	-	-	-
Licenses, Permits, & Fees	-	-	-	-
Charges for Services	-	-	-	-
Fines & Forfeitures	-	-	-	-
Interest Earnings	-	-	-	-
Grants	-	-	-	-
Other	-	-	-	-
Intergovernmental	-	-	87,511	87,511
Total Revenues	8,550,000	8,550,000	9,127,846	\$ 577,846
Cash balance carryforward	7,888,834	8,106,252		
Total	\$ 16,438,834	\$ 16,656,252		
 Expenditures				
General Government	\$ -	\$ 21,300	-	\$ 21,300
Public Safety	-	-	-	-
Culture & Recreation	-	-	-	-
Public Works	-	-	-	-
Highways & Streets	-	85,228	35,401	49,827
Capital Improvements	12,711,205	22,038,175	5,419,692	16,618,483
Health & Welfare	-	-	-	-
Housing	-	-	-	-
Total Expenditures	12,711,205	22,144,703	5,455,093	16,689,610
 Other Financing Sources (Uses)				
Transfers from other funds	\$ -	\$ -	-	\$ -
Transfers to other funds	(3,727,629)	(3,732,229)	(3,732,229)	-
Total Other Financing Sources (Uses)	\$ (3,727,629)	\$ (3,732,229)	(3,732,229)	\$ -
Net Change in Fund Balance - Budgetary Basis			(59,476)	
Reconciliation to change in fund balance - GAAP Basis				
Revenue accruals, net of prior year revenue reversals			116,537	
Adjustments to expenditures for modified accrual purposes			(37,605)	
Outstanding encumbrances recorded as budgetary expenditures - not for GAAP purposes			1,486,876	
Loan proceeds			-	
To record adjustment to revenue source in recipient fund, recorded as a transfer for budgetary purposes			-	
To record adjustment to transfers to other funds, recorded as revenue source in recipient fund			-	
To record adjustment to transfers from other funds			-	
Change in fund balance - GAAP basis			\$ 1,506,332	

**MAJOR PROPRIETARY FUNDS
SCHEDULES OF REVENUES, EXPENSES AND
CHANGES IN NET ASSETS-BUDGET TO ACTUAL**

STATE OF NEW MEXICO
SANTA FE COUNTY
Enterprise Funds
Schedule of Revenues, Expenditures, and Changes in Net Assets-Budget to Actual
Home Sales
For the Fiscal Year Ended June 30, 2012

	Budgeted Amounts		Non - GAAP Actual	Variance
	Original	Final		(Unfavorable) Favorable Final to Actual
Operating Revenues				
Rentals and charges for services & sales	\$ -	\$ -	\$ -	\$ -
Miscellaneous	-	-	468	468
Total Revenues	-	-	468	\$ 468
Cash balance carryforward	-	-		
Total	\$ -	\$ -		
Operating Expenses				
Housing	\$ 825,000	\$ 1,825,000	535,319	\$ 1,289,681
Administrative expenses	-	-	-	-
Depreciation	-	-	-	-
Total Expenses	\$ 825,000	\$ 1,825,000	\$ 535,319	\$ 1,289,681
Non-operating revenues (expenses)				
Interest earnings on cash & investments	\$ -	\$ -	-	\$ -
HUD operating subsidy & other intergovernmental	825,000	1,825,000	-	1,825,000
Total Non-operating revenues (expenses)	\$ 825,000	\$ 1,825,000	-	\$ 1,825,000
Net income(loss) before capital contributions and transfers:			(534,851)	
Transfers from (to) other funds	-	-	-	-
Change in fund net assets			(534,851)	
Reconciliation to GAAP basis income (loss):				
To record contributed capital not recorded as budgetary revenue			-	
Capital outlay expenditures expensed for budgetary purposes			406,593	
Depreciation expenses not recorded as budgetary expenditures			-	
Revenue accruals, net of prior year revenue reversals			-	
Adjustments to expenditures for modified accrual purposes			-	
Outstanding encumbrances recorded as budgetary expenditures - not for GAAP purposes			-	
			-	
			\$ (128,258)	

**STATE OF NEW MEXICO
SANTA FE COUNTY
Enterprise Funds
Schedule of Revenues, Expenditures, and Changes in Net Assets-Budget to Actual
Regional Planning Authority
For the Fiscal Year Ended June 30, 2012**

	Budgeted Amounts		Non - GAAP Actual	Variance Favorable (Unfavorable) Final to Actual
	Original	Final		
Operating Revenues				
Rentals and charges for services & sales	\$ -	\$ -	\$ -	\$ -
Miscellaneous	-	-	-	-
Total Revenues	<u>-</u>	<u>-</u>	<u>-</u>	<u>\$ -</u>
Cash balance carryforward	<u>-</u>	<u>-</u>		
Total	<u>\$ -</u>	<u>\$ -</u>		
Operating Expenses				
Administrative expenses	\$ 27,324	\$ 56,341	5,041	\$ 51,300
Depreciation	-	-	-	-
Total Expenses	<u>\$ 27,324</u>	<u>\$ 56,341</u>	<u>5,041</u>	<u>\$ 51,300</u>
Non-operating revenues (expenses)				
Interest earnings on cash & investments	\$ -	\$ -	-	\$ -
HUD operating subsidy & other intergovernmental	13,662	38,662	3,985	(34,677)
Total Non-operating revenues (expenses)	<u>\$ 13,662</u>	<u>\$ 38,662</u>	<u>3,985</u>	<u>\$ (34,677)</u>
Net income(loss) before capital contributions and transfers:			(1,056)	
Transfers from (to) other funds	13,662	13,662	1,550	(12,112)
Change in fund net assets			494	
Reconciliation to GAAP basis income (loss):				
To record contributed capital not recorded as budgetary revenue			-	
Capital outlay expenditures expensed for budgetary purposes			-	
Depreciation expenses not recorded as budgetary expenditures			-	
Revenue accruals, net of prior year revenue reversals			1,320	
Adjustments to expenditures for modified accrual purposes			-	
Outstanding encumbrances recorded as budgetary expenditures - not for GAAP purposes			-	
			<u>1,814</u>	
			<u>\$ 1,814</u>	

STATE OF NEW MEXICO
SANTA FE COUNTY
Enterprise Funds
Schedule of Revenues, Expenditures, and Changes in Net Assets-Budget to Actual
Utilities
For the Fiscal Year Ended June 30, 2012

	Budgeted Amounts		Non - GAAP Actual	Variance
	Original	Final		Favorable (Unfavorable) Final to Actual
Operating Revenues				
Rentals and charges for services & sales	\$ 3,030,148	\$ 2,720,779	\$ 2,333,843	\$ (386,936)
Miscellaneous	14,067	14,067	82,209	68,142
Total Revenues	3,044,215	2,734,846	2,416,052	\$ (318,794)
Cash balance carryforward	-	-		
Total	\$ 3,044,215	\$ 2,734,846		
Operating Expenses				
Administrative expenses	\$ 4,293,183	\$ 5,148,193	2,838,076	\$ 2,310,117
Depreciation	-	-	-	-
Total Expenses	\$ 4,293,183	\$ 5,148,193	2,838,076	\$ 2,310,117
Non-operating revenues (expenses)				
Interest earnings on cash & investments	\$ -	\$ -	-	\$ -
HUD operating subsidy & other intergovernmental	902,868	2,904,842	-	(2,904,842)
Total Non-operating revenues (expenses)	\$ 902,868	\$ 2,904,842	-	\$ (2,904,842)
Net income(loss) before capital contributions and transfers:			(422,024)	
Transfers from other funds	346,100	346,100	346,100	-
Transfers to other funds	-	(2,000,000)	(2,000,000)	-
Change in fund net assets			(2,075,924)	
Reconciliation to GAAP basis income (loss):				
To record contributed capital not recorded as budgetary revenue			3,487,469	
Capital outlay expenditures expensed for budgetary purposes			-	
Depreciation expenses not recorded as budgetary expenditures			(2,372,094)	
Revenue accruals, net of prior year revenue reversals			68,155	
Adjustments to expenditures for modified accrual purposes			(808,562)	
Outstanding encumbrances recorded as budgetary expenditures - not for GAAP purposes			-	
Change in net assets - GAAP basis			\$ (1,700,956)	

STATE OF NEW MEXICO
SANTA FE COUNTY
Enterprise Funds
Schedule of Revenues, Expenditures, and Changes in Net Assets-Budget to Actual
Housing Services
For the Fiscal Year Ended June 30, 2012

	Budgeted Amounts		Non - GAAP	Variance
	Original	Final	Actual	(Unfavorable)
				Final to Actual
Operating Revenues				
Rentals and charges for services & sales	\$ 340,000	\$ 340,000	\$ 349,861	\$ 9,861
Miscellaneous	3,500	3,500	3,089	(411)
Total Revenues	343,500	343,500	352,950	\$ 9,450
Cash balance carryforward	-	-		
Total	\$ 343,500	\$ 343,500		
Operating Expenses				
Housing	\$ 2,105,071	\$ 2,195,412	1,170,551	\$ 1,024,861
Administrative expenses	-	-	-	-
Depreciation	-	-	-	-
Total Expenses	\$ 2,105,071	\$ 2,195,412	1,170,551	\$ 1,024,861
Non-operating revenues (expenses)				
Interest earnings on cash & investments	\$ -	\$ -	-	\$ -
HUD operating subsidy & other intergovernmental	1,761,571	1,828,158	438,353	(1,389,805)
Total Non-operating revenues (expenses)	\$ 1,761,571	\$ 1,828,158	438,353	\$ (1,389,805)
Net income(loss) before capital contributions and transfers:			(379,248)	
Transfers from (to) other funds	-	-	-	-
Change in fund net assets			(379,248)	
Reconciliation to GAAP basis income (loss):				
To record contributed capital not recorded as budgetary revenue			185,970	
Capital outlay expenditures expensed for budgetary purposes			-	
Depreciation expenses not recorded as budgetary expenditures			(225,649)	
Revenue accruals, net of prior year revenue reversals			-	
Adjustments to expenditures for modified accrual purposes			(12,645)	
Outstanding encumbrances recorded as budgetary expenditures - not for GAAP purposes			-	
Change in net assets - GAAP basis			\$ (431,572)	

(This page intentionally left blank)



Photo by Jennifer Jaramillo

NON-MAJOR GOVERNMENTAL FUNDS

STATE OF NEW MEXICO
SANTA FE COUNTY
Combining Balance Sheet
All Non-Major Governmental Funds-By Fund Type
June 30, 2012

	<u>Special Revenue</u>	<u>Debt Service</u>	<u>Capital Projects</u>	<u>Total Nonmajor Governmental Funds</u>
ASSETS				
Cash and investments	\$ 25,218,863	12,606,505	46,474,405	84,299,773
Cash and investments - restricted	80,936	2,675,505	-	2,756,441
Receivables (net of allowance for uncollectible)	57,376	-	-	57,376
Accounts receivable	2,091,902	-	-	2,091,902
Taxes receivable	3,227,419	1,367,705	-	4,595,124
Interest receivable	-	12,207	-	12,207
Grantor agencies receivable	1,630,922	-	903,742	2,534,664
Mortgages receivable	-	-	-	-
Down payment assistance receivable	-	-	-	-
Prepays & other	19,833	-	-	19,833
Due from other funds	-	219,792	-	219,792
Total Assets	\$ 32,327,251	16,881,714	47,378,147	96,587,112
LIABILITIES				
Accounts payable	\$ 1,423,282	8,266	1,792,174	3,223,722
Accrued wages and benefits	530,188	-	6,620	536,808
Deposits held for others	80,928	-	-	80,928
Deferred revenue	3,252,793	919,046	206,954	4,378,793
Loan payable	-	400,000	-	400,000
Other current liabilities	15,385	-	-	15,385
Due to other funds	17,316	-	6,101,341	6,118,657
Total Liabilities	5,319,892	1,327,312	8,107,089	14,754,293
FUND BALANCE				
Nonspendable	19,833	-	-	19,833
Restricted	26,024,421	15,554,402	39,271,058	80,849,881
Committed	963,105	-	-	963,105
Unassigned	-	-	-	-
Total Fund Balance	27,007,359	15,554,402	39,271,058	81,832,819
Total Liabilities and Fund Balance	\$ 32,327,251	16,881,714	47,378,147	96,587,112

STATE OF NEW MEXICO
SANTA FE COUNTY
Combining Statement of Revenues, Expenditures, and Changes in Fund Balance
All Non-Major Governmental Funds-By Fund Type
For the Fiscal Year Ended June 30, 2012

	<u>Special Revenue</u>	<u>Debt Service</u>	<u>Capital Projects</u>	<u>Total Nonmajor Governmental Funds</u>
Revenues				
Property taxes	\$ 10,593,087	13,315,084	-	23,908,171
Gross receipts taxes	16,123,157	-	-	16,123,157
Other taxes & assessments	4,268,824	-	-	4,268,824
Licenses, permits, & fees	6,351	-	-	6,351
Charges for services	479,370	-	-	479,370
Fines & forfeitures	398,442	-	87,708	486,150
Interest earnings	4,403	26,960	50,368	81,731
Federal grants	3,454,553	-	1,087,261	4,541,814
State grants	6,872,172	-	1,166,760	8,038,932
Other	602,484	-	-	602,484
Intergovernmental	145,419	-	-	145,419
Total Revenues	<u>42,948,262</u>	<u>13,342,044</u>	<u>2,392,097</u>	<u>58,682,403</u>
Expenditures				
General Government	1,175,374	-	21,625	1,196,999
Public Safety	16,764,930	-	39,442	16,804,372
Culture & Recreation	2,438,685	-	1,201,346	3,640,031
Public Works	-	-	41,318	41,318
Highways & Streets	8,077,618	-	12,488,137	20,565,755
Health & Welfare	11,547,076	-	-	11,547,076
Housing	2,739,119	-	-	2,739,119
Capital Improvements	-	-	11,299,046	11,299,046
Debt Service - Principal	-	11,729,972	-	11,729,972
Debt Service - Interest	-	9,239,266	-	9,239,266
Commitments & other fees	-	62,579	-	62,579
Total Expenditures	<u>42,742,802</u>	<u>21,031,817</u>	<u>25,090,914</u>	<u>88,865,533</u>
Excess of Revenues Over (Under) Expenditures	<u>205,460</u>	<u>(7,689,773)</u>	<u>(22,698,817)</u>	<u>(30,183,130)</u>
Other Financing Sources (Uses)				
Transfers from other funds	5,228,826	7,877,101	129,590	13,235,517
Transfers to other funds	(1,536,683)	-	(379,026)	(1,915,709)
Net Other Financing Sources (Uses)	<u>3,692,143</u>	<u>7,877,101</u>	<u>(249,436)</u>	<u>11,319,808</u>
Net Change in Fund Balance	3,897,603	187,328	(22,948,253)	(18,863,322)
<i>Fund Balance, beginning of period</i>	23,109,756	15,367,074	62,219,311	100,696,141
Fund Balance, end of period	<u>\$ 27,007,359</u>	<u>15,554,402</u>	<u>39,271,058</u>	<u>81,832,819</u>

NON-MAJOR SPECIAL REVENUE FUNDS

The following non-major special revenue funds are maintained by the County.

Regional Transit – To account for a 1/8% gross receipts tax imposed on 7/1/09 in support of the North Central Regional Transit District. Funds are remitted in their entirety to the District and 50% is dedicated to the Rail Runner, 14% of the remaining 50% is used for administrative costs of the District and the balance is used for Santa Fe County mass transit projects.

Corrections – To account for corrections fees levied by the Magistrate courts (e.g. a \$10 fee associated with a speeding or seat belt violation) are distributed to the County. This revenue is utilized in the local corrections system. These funds are to be used for the operation of the County jail and other costs related to housing County prisoners. See Section 33-3c25, NMSA 1978 Compilation.

Property Valuation – To establish and account for a one-percent administrative charge assessed against the property tax collections of all taxing entities in the County. This revenue is utilized by the Assessor in property valuations. See NMSA Compilation Section 7, Article 38-38-1.

Road Maintenance – To establish and account for revenues consisting of half of the vehicle registration fees in the County (the other half goes to municipalities), and a 21 cent per gallon gasoline tax, both collected and distributed to the County by the State of New Mexico. Also, the federal government collects a logging fee of which 25% is distributed to school districts and the County Road Fund. However, Road Fund expenses are also funded by transfers from the General Fund. State law mandates that the Road Fund expenses are funded by transfers from the General Fund. State law mandates that the Road Fund be utilized for "the construction, reconstruction, improvement and maintenance of County roads ..." See Section 67-4-1, NMSA, 1978 Compilation

Emergency Medical Services – To establish and account for the Emergency Medical Services Fund Act (NMSA 1978 Chapter 24, Articles 10A&B) which makes funds available from the State general fund "to incorporated municipalities, counties, or fire districts for use in establishment of emergency medical services, in order to reduce injury and loss of life." See Section 24-10A-1, NMSA 1978 Compilation.

Farm and Range – To establish and account for the Farm and Range Improvement Act which directs the County commissioners to expend funds that are derived from the state's share of the 1934 Taylor Grazing Act public lands grazing district fees paid to the Bureau of Land Management. The funds may be used for the purposes of soil and water conservation, control of rodents and predatory animals, extermination of poisonous noxious weeds, and construction and maintenance of secondary roads within the County. See Section 6-11 -6, NMSA, 1978 Compilation.

Fire Protection – To establish and account for revenues of the Fire Protection Fund revenues are derived from County-levied Fire Protection fees, and fees on property and motor vehicle insurance businesses, which are collected by the State. Fire Protection Fund distributions to the County must be used for maintenance of fire departments, the purchase, construction, maintenance, repair and operation of fire stations and substations, fire apparatus, and equipment, and the payment of insurance premiums on fire stations, substations, and fire fighters. See Section 59A-53-5, NMSA, 1978 Compilation.

Law Enforcement Protection – To account for revenues derived from 10% of fees, licenses, penalties, and taxes from life, general casualty, and title insurance business pursuant to the New Mexico Insurance Code (Chapter 59A, NMSA, 1978). A distribution of this revenue is made to the County on the basis of population and the number of full-time certified County police officers. Proceeds from this fund may be spent on law enforcement equipment, advanced law enforcement training, and as a match to federal law enforcement grants.

NON-MAJOR SPECIAL REVENUE FUNDS (Cont'd)

Environmental GRT – To establish and account for the pledged 1/8th cent gross receipts tax enacted in 1999 that was used to pay off principal and interest related to the County's Environmental Revenue Bonds, and is also used for the purpose of acquiring, construction, operation and maintenance of solid waste, water & wastewater facilities.

Lodgers Tax – To establish and account for a four percent (4%) Hotel/Motel occupancy tax as the source of revenue to the two Lodgers Tax funds. Fifty percent (50%) of the proceeds from the first three percent (3%) and 100% of the next one percent (1%) of the occupancy tax is used for advertising tourist attractions in Santa Fe County. Fifty percent (50%) of the proceeds from the first three percent (3%) of the occupancy tax is designated to equip, furnish, and improve tourist facilities and to administer the tax. Established pursuant to Santa Fe County Lodgers' Occupancy Tax Ordinance No. 1999-10.

Fire Impact Fees – To establish and account for fees charged for new development, review, inspection, and permit required applications pursuant to Santa Fe County Fire Code, ordinance 1998-11. The proceeds are primarily used for capital improvements and facility expansion.

Recreation – To account for one cent of a 21 cent per pack state cigarette tax designated for "County and municipal recreation funds." The fund is designated for "operating recreational facilities, including salaries of instructors and other employees." See Section 7-12-15, NMSA, 1978 Compilation.

Clerk Recording – To account for the fee for recording deeds, mortgages, contracts, liens, bills of sale, power of attorney, mining location, transcript of judgment, etc. is \$9 for the first page and \$2 for each subsequent page. Of this fee, \$4 of the \$9 for the first page is designated as an equipment recording fee and is received into this fund. New Mexico law stipulates that this fund is designated "for the purchase of equipment associated with recording, filing, maintaining or reproducing documents." See Section 14-8-12.2, NMSA, 1978 Compilation.

Correctional GRT – To account for a 1/8th cent County-wide gross receipts tax approved by the voters in 2004. This fund handles the receipt of the corrections gross receipts tax. Proceeds from this fund are transferred to the Corrections Operations fund for the operation of the Adult Detention Facility.

Indigent Hospital – To establish and account for a 1/8 cent Gross Receipts Tax levied in the entire County and received into this fund is dedicated to providing payment for the Sole Community Provider Program.

Indigent Services – To account for hospital care, ambulance services or other health care services to indigent people living in the County. In addition, the fund provides revenues to match federal funds to the State Medicaid program. See Section 7-20-2, NMSA, 1978 Compilation.

Economic Development – To establish and account for services in support of economic diversification, transition, and development programs within Santa Fe County. As per the Department of Energy's Economic Development Community Assistance Program pursuant to Section 3161 of the 1993 Defense Appropriations Act.

Federal Forfeiture – To establish and account for money from federal seizures associated with anti-drug law enforcement activities received in this fund and spent by the Sheriff's Office on these activities. Revenue in this fund is not anticipated in the initial budget, but receipts occur during the fiscal year. Established by the County to account for federal forfeiture monies required by federal statute.

NON-MAJOR SPECIAL REVENUE FUNDS (Concl'd)

Linkages – To account for a rental assistance program specific to families with identified disabilities funded by the New Mexico Mortgage Finance Authority.

Housing Choice Voucher Sect. 8 – To account for rent subsidies received from HUD for "vouchers" to low-income persons renting housing in the private sector. This fund was created in accordance with the HUD contract.

EMS Health Care – To account for the containment of health service payments received through a 3rd Party and other receipts to benefit the County's health programs and the Regional Emergency Communications Center.

Wildlife/Mountains/Trails – To account for County Resolution No. 2000-57 that requires, "in all future property acquisition negotiations for Wildlife, Mountains, Trails and Historic Places Program, that participating landowners donate at least 5% of the fair market value of properties, as determined by an appraisal, in lieu of a real estate commission ..." to fund capital improvements and maintenance of properties acquired for the Program." This is paid through the title company to the County as part of the closing of the purchase of the property.

EMS Health Hospital – To account for a fund created to contain the 1/8 cent Gross Receipts tax dedicated to emergency services.

VASH Vouchers – To account for the Veterans Affairs Supportive Housing Program (VASH) funded by the U.S. Department of Housing and Urban Development (HUD). The program combines rental assistance (HUD HCV) rental assistance for homeless veterans with case management and clinical services provided by Veteran Affairs at medical centers in the community.

Alcohol Programs – To account for state grants for DWI and alcohol education grants and programs.

Detox Programs – To account for federal and state grants for the construction and operation of Detox Facilities in the County.

Emergency Communication Operations – To account for the operation and management of the Regional Emergency Communication Center, which is the dispatch center for all emergency calls taken in the City and County of Santa Fe.

Law Enforcement Operations – This fund accounts for the operations of the County Sheriff, including grants pertaining thereto. Non-grant funding comes through a transfer of property taxes from the General Fund. This fund was established in fiscal year 2010 to isolate the operations of the Sheriff's Office in its own fund, especially due to the volume of grants that needed to be segregated from the General Fund. Prior to fiscal year 2010 the revenues and expenditures were recorded in the General Fund.

Housing Capital Improvement – To account for the Capital Fund Program (CFP) funded by the U.S. Department of Housing and Urban Development (HUD). These monies are used to make comprehensive repairs to the existing public housing of Santa Fe County, and are applied for and granted on an annual basis. This fund was created in accordance with the grant agreement.

(This page intentionally left blank)



Photo by Jennifer Jaramillo

**STATE OF NEW MEXICO
SANTA FE COUNTY
Combining Balance Sheet
Nonmajor Special Revenue Funds
June 30, 2012**

	<u>Regional Transit</u>	<u>Corrections</u>	<u>Property Valuation</u>	<u>Road Maintenance</u>
ASSETS				
Cash and investments	\$ -	21,199	1,754,063	1,169,377
Cash and investments - restricted	-	-	-	-
Receivables (net of allowance for uncollectible)	-	-	-	1,189
Accounts receivable	-	-	298	-
Taxes receivable	683,544	-	-	65,342
Interest receivable	-	-	-	-
Grantor agencies receivable	-	-	-	-
Mortgages receivable	-	-	-	-
Down payment assistance receivable	-	-	-	-
Prepays & other	-	-	-	19,833
Due from other funds	-	-	-	-
<i>Total Assets</i>	<u>\$ 683,544</u>	<u>21,199</u>	<u>1,754,361</u>	<u>1,255,741</u>
LIABILITIES				
Accounts payable	\$ -	-	47,505	118,879
Accrued wages and benefits	-	-	27,942	67,482
Deposits held for others	-	-	-	-
Deferred revenue	-	-	-	1,109
Other current liabilities	-	-	-	-
Due to other funds	-	-	-	-
<i>Total Liabilities</i>	<u>-</u>	<u>-</u>	<u>75,447</u>	<u>187,470</u>
FUND BALANCE				
Nonspendable	-	-	-	19,833
Restricted	683,544	21,199	1,537,736	1,048,438
Committed	-	-	141,178	-
Unassigned	-	-	-	-
<i>Total Fund Balance</i>	<u>683,544</u>	<u>21,199</u>	<u>1,678,914</u>	<u>1,068,271</u>
<i>Total Liabilities and Fund Balance</i>	<u>\$ 683,544</u>	<u>21,199</u>	<u>1,754,361</u>	<u>1,255,741</u>

Emergency Medical Services	Farm and Range	Fire Protection	Law Enforcement Protection	Environmental GRT	Lodgers Tax
130,504	30	6,987,525	54,914	165,553	1,625,291
-	-	-	-	-	-
-	-	-	512	-	-
1,393	-	1,126	-	-	-
-	-	8,772	-	107,357	44,455
-	-	-	-	-	-
-	-	599	-	-	-
-	-	-	-	-	-
-	-	-	-	-	-
-	-	-	-	-	-
-	-	-	-	-	-
131,897	30	6,998,022	55,426	272,910	1,669,746
4,518	-	320,706	22,268	-	91,922
-	-	-	-	-	-
-	-	-	-	-	-
-	-	-	-	-	-
-	-	-	-	-	-
4,518	-	320,706	22,268	-	91,922
-	-	-	-	-	-
127,379	30	6,677,316	33,158	272,910	1,577,824
-	-	-	-	-	-
-	-	-	-	-	-
127,379	30	6,677,316	33,158	272,910	1,577,824
131,897	30	6,998,022	55,426	272,910	1,669,746

**STATE OF NEW MEXICO
SANTA FE COUNTY
Combining Balance Sheet
Nonmajor Special Revenue Funds
June 30, 2012
(Continued)**

	<u>Fire Impact Fees</u>	<u>Recreation</u>	<u>Clerk Recording</u>	<u>Correctional GRT</u>
ASSETS				
Cash and investments	\$ 1,441,014	10,940	553,290	691,157
Cash and investments - restricted	-	-	-	-
Receivables (net of allowance for uncollectible)	-	-	-	-
Accounts receivable	-	-	2,061	-
Taxes receivable	-	-	-	772,155
Interest receivable	-	-	-	-
Grantor agencies receivable	-	-	-	-
Mortgages receivable	-	-	-	-
Down payment assistance receivable	-	-	-	-
Prepays & other	-	-	-	-
Due from other funds	-	-	-	-
<i>Total Assets</i>	<u>\$ 1,441,014</u>	<u>10,940</u>	<u>555,351</u>	<u>1,463,312</u>
LIABILITIES				
Accounts payable	\$ 55,795	-	37,425	-
Accrued wages and benefits	-	-	-	-
Deposits held for others	-	-	-	-
Deferred revenue	-	-	-	-
Other current liabilities	-	-	-	-
Due to other funds	-	-	-	-
<i>Total Liabilities</i>	<u>55,795</u>	<u>-</u>	<u>37,425</u>	<u>-</u>
FUND BALANCE				
Nonspendable	-	-	-	-
Restricted	1,385,219	10,940	517,926	1,463,312
Committed	-	-	-	-
Unassigned	-	-	-	-
<i>Total Fund Balance</i>	<u>1,385,219</u>	<u>10,940</u>	<u>517,926</u>	<u>1,463,312</u>
<i>Total Liabilities and Fund Balance</i>	<u>\$ 1,441,014</u>	<u>10,940</u>	<u>555,351</u>	<u>1,463,312</u>

Indigent Hospital	Indigent Services	Economic Development	Federal Forfeiture	Linkages	Housing Choice Voucher Sec 8
1,191,603	966,089	1,257,750	53,077	92,405	704,643
-	-	-	-	-	80,936
493	4,740	-	-	-	24,480
-	-	2,086,000	-	-	-
772,897	-	-	-	-	-
-	-	-	-	-	-
-	-	665,173	-	17,120	-
-	-	-	-	-	-
-	-	-	-	-	-
-	-	-	-	-	-
-	-	-	-	-	-
1,964,993	970,829	4,008,923	53,077	109,525	810,059
-	252,073	20,512	3,232	-	2,003
287	7,895	543	-	-	10,619
-	-	-	-	-	80,928
-	4,740	2,666,443	-	-	32,652
-	-	-	-	-	-
-	-	-	-	-	-
287	264,708	2,687,498	3,232	-	126,202
-	-	-	-	-	-
1,964,706	525,622	1,321,425	49,845	109,525	683,857
-	180,499	-	-	-	-
-	-	-	-	-	-
1,964,706	706,121	1,321,425	49,845	109,525	683,857
1,964,993	970,829	4,008,923	53,077	109,525	810,059

**STATE OF NEW MEXICO
SANTA FE COUNTY
Combining Balance Sheet
Nonmajor Special Revenue Funds
June 30, 2012
(Concluded)**

	EMS Health Care	Wildfire/ Mountains/Trails	EMS Health Hospital	Vash Vouchers
ASSETS				
Cash and investments	\$ 851,418	64,975	2,240,460	175,076
Cash and investments - restricted	-	-	-	-
Receivables (net of allowance for uncollectible)	8,333	-	-	-
Accounts receivable	-	-	-	-
Taxes receivable	-	-	772,897	-
Interest receivable	-	-	-	-
Grantor agencies receivable	-	-	-	-
Mortgages receivable	-	-	-	-
Down payment assistance receivable	-	-	-	-
Prepays & other	-	-	-	-
Due from other funds	-	-	-	-
<i>Total Assets</i>	\$ 859,751	64,975	3,013,357	175,076
LIABILITIES				
Accounts payable	\$ 12,305	-	-	-
Accrued wages and benefits	14,648	4,199	-	-
Deposits held for others	-	-	-	-
Deferred revenue	5,155	-	-	-
Other current liabilities	12,733	-	-	-
Due to other funds	-	-	-	-
<i>Total Liabilities</i>	44,841	4,199	-	-
FUND BALANCE				
Nonspendable	-	-	-	-
Restricted	776,997	43,862	3,013,357	175,076
Committed	37,913	16,914	-	-
Unassigned	-	-	-	-
<i>Total Fund Balance</i>	814,910	60,776	3,013,357	175,076
<i>Total Liabilities and Fund Balance</i>	\$ 859,751	64,975	3,013,357	175,076

<u>Alcohol Programs</u>	<u>Detox Programs</u>	<u>Emergency Communication Operations</u>	<u>Law Enforcement Operations</u>	<u>Housing Capital Improvement</u>	<u>Total Nonmajor Special Revenue Funds</u>
154,937	161,635	851,420	1,848,518	-	25,218,863
-	-	-	-	-	80,936
-	-	-	17,629	-	57,376
854	170	-	-	-	2,091,902
-	-	-	-	-	3,227,419
-	-	-	-	-	-
536,998	229,601	27,060	129,588	24,783	1,630,922
-	-	-	-	-	-
-	-	-	-	-	-
-	-	-	-	-	19,833
-	-	-	-	-	-
692,789	391,406	878,480	1,995,735	24,783	32,327,251
176,229	-	94,403	160,209	3,298	1,423,282
24,882	-	100,839	269,133	1,719	530,188
-	-	-	-	-	80,928
422,628	29,602	-	90,464	-	3,252,793
-	-	-	2,652	-	15,385
-	-	-	-	17,316	17,316
623,739	29,602	195,242	522,458	22,333	5,319,892
-	-	-	-	-	19,833
69,050	336,804	121,637	1,473,277	2,450	26,024,421
-	25,000	561,601	-	-	963,105
-	-	-	-	-	-
69,050	361,804	683,238	1,473,277	2,450	27,007,359
692,789	391,406	878,480	1,995,735	24,783	32,327,251

STATE OF NEW MEXICO
SANTA FE COUNTY
Combining Statement of Revenues, Expenditures, and Changes in Fund Balance
Nonmajor Special Revenue Funds
For the Fiscal Year Ended June 30, 2012

	<u>Regional Transit</u>	<u>Corrections</u>	<u>Property Valuation</u>	<u>Road Maintenance</u>
REVENUES				
Property taxes	\$ -	-	1,293,087	-
Gross receipts taxes	3,959,371	-	-	-
Other taxes & assessments	-	-	-	3,868,186
Licenses, permits, & fees	-	-	-	6,351
Charges for services	-	-	-	-
Fines & forfeitures	-	277,199	-	-
Interest earnings	-	-	-	-
Federal grants	-	-	-	64,014
State grants	-	-	-	-
Other	-	-	-	5,711
Intergovernmental	-	-	-	-
Total Revenues	3,959,371	277,199	1,293,087	3,944,262
EXPENDITURES				
General government	-	-	1,037,102	-
Public safety	-	-	-	-
Culture & recreation	-	-	-	-
Highways & streets	3,971,276	-	-	3,773,549
Health & welfare	-	-	-	-
Housing	-	-	-	-
Total Expenditures	3,971,276	-	1,037,102	3,773,549
Excess of Revenues Over (Under) Expenditures	(11,905)	277,199	255,985	170,713
OTHER FINANCING SOURCES (USES)				
Transfers from other funds	-	-	2,316	-
Transfers to other funds	-	(480,000)	-	-
Net Other Financing Sources (Uses)	-	(480,000)	2,316	-
Net change in fund balance	(11,905)	(202,801)	258,301	170,713
<i>Fund Balance, beginning of period</i>	695,449	224,000	1,420,613	897,558
Fund Balance, end of period	\$ 683,544	21,199	1,678,914	1,068,271

Emergency Medical Services	Farm and Range	Fire Protection	Law Enforcement Protection	Environmental GRT	Lodgers Tax
-	-	-	-	-	-
-	-	50,326	-	640,920	-
-	-	-	-	-	400,638
-	-	-	-	-	-
-	-	-	-	-	-
-	-	-	-	-	2,188
-	-	-	-	-	-
115,216	1,036	1,918,435	67,279	-	2,100
-	-	17,958	-	-	1,880
-	-	-	-	-	-
115,216	1,036	1,986,719	67,279	640,920	406,806
-	5,000	-	-	-	-
96,978	-	2,830,357	110,906	-	-
-	-	-	-	-	363,300
-	-	-	-	-	-
-	-	-	-	-	-
96,978	5,000	2,830,357	110,906	-	363,300
18,238	(3,964)	(843,638)	(43,627)	640,920	43,506
-	-	-	-	-	-
-	-	-	-	(692,200)	-
-	-	-	-	(692,200)	-
18,238	(3,964)	(843,638)	(43,627)	(51,280)	43,506
109,141	3,994	7,520,954	76,785	324,190	1,534,318
127,379	30	6,677,316	33,158	272,910	1,577,824

STATE OF NEW MEXICO
SANTA FE COUNTY
Combining Statement of Revenues, Expenditures, and Changes in Fund Balance
Nonmajor Special Revenue Funds
June 30, 2012
(Continued)

	<u>Fire Impact Fees</u>	<u>Recreation</u>	<u>Clerk Recording</u>	<u>Correctional GRT</u>
REVENUES				
Property taxes	\$ -	-	-	-
Gross receipts taxes	-	-	-	-
Other taxes & assessments	-	-	-	-
Licenses, permits, & fees	-	-	-	-
Charges for services	154,783	-	227,030	-
Fines & forfeitures	-	-	-	-
Interest earnings	594	-	-	-
Federal grants	-	-	-	-
State grants	-	-	-	-
Other	-	-	-	-
Intergovernmental	-	-	-	-
Total Revenues	155,377	-	227,030	-
EXPENDITURES				
General government	-	-	133,272	-
Public safety	733,977	-	-	-
Culture & recreation	-	-	-	-
Highways & streets	-	-	-	-
Health & welfare	-	-	-	-
Housing	-	-	-	-
Total Expenditures	733,977	-	133,272	-
Excess of Revenues Over (Under) Expenditures	(578,600)	-	93,758	-
OTHER FINANCING SOURCES (USES)				
Transfers from other funds	47,538	-	-	-
Transfers to other funds	(57,200)	-	-	(75,745)
Net Other Financing Sources (Uses)	(9,662)	-	-	(75,745)
Net change in fund balance	(588,262)	-	93,758	(75,745)
<i>Fund Balance, beginning of period</i>	1,973,481	10,940	424,168	1,539,057
Fund Balance, end of period	\$ 1,385,219	10,940	517,926	1,463,312

<u>Indigent Hospital</u>	<u>Indigent Services</u>	<u>Economic Development</u>	<u>Federal Forfeiture</u>	<u>Linkages</u>	<u>Housing Choice Vouchers Sec 8</u>
-	-	-	-	-	-
4,508,313	2,000,993	-	-	-	-
-	-	-	-	-	-
-	-	-	-	-	-
-	-	-	-	-	88,735
-	440	-	62,133	-	-
-	-	-	-	-	1,621
-	-	352,537	-	115,814	1,929,815
-	-	2,813,234	-	-	-
-	600	534,000	-	-	-
-	-	-	-	-	-
4,508,313	2,002,033	3,699,771	62,133	115,814	2,020,171
-	-	-	-	-	-
-	-	-	70,293	-	-
-	-	1,873,132	-	-	-
-	-	332,793	-	-	-
4,265,274	1,954,435	-	-	-	-
-	-	-	-	114,495	2,195,429
4,265,274	1,954,435	2,205,925	70,293	114,495	2,195,429
243,039	47,598	1,493,846	(8,160)	1,319	(175,258)
-	-	2,000,000	-	-	-
-	-	-	-	-	-
-	-	2,000,000	-	-	-
243,039	47,598	3,493,846	(8,160)	1,319	(175,258)
1,721,667	658,523	(2,172,421)	58,005	108,206	859,115
1,964,706	706,121	1,321,425	49,845	109,525	683,857

STATE OF NEW MEXICO
SANTA FE COUNTY
Combining Statement of Revenues, Expenditures, and Changes in Fund Balance
Nonmajor Special Revenue Funds
June 30, 2012
(Concluded)

	EMS Health Care	Wildfire/ Mountains/Trails	EMS Health Hospital	Vash Vouchers
REVENUES				
Property taxes	\$ -	-	-	-
Gross receipts taxes	454,951	-	4,508,283	-
Other taxes & assessments	-	-	-	-
Licenses, permits, & fees	-	-	-	-
Charges for services	-	-	-	-
Fines & forfeitures	-	-	-	-
Interest earnings	-	-	-	-
Federal grants	-	-	-	178,087
State grants	-	-	-	-
Other	12,258	-	-	-
Intergovernmental	-	-	-	-
Total Revenues	467,209	-	4,508,283	178,087
EXPENDITURES				
General government	-	-	-	-
Public safety	-	-	-	-
Culture & recreation	-	202,253	-	-
Highways & streets	-	-	-	-
Health & welfare	375,082	-	3,420,328	-
Housing	-	-	-	178,087
Total Expenditures	375,082	202,253	3,420,328	178,087
Excess of Revenues Over (Under) Expenditures	92,127	(202,253)	1,087,955	-
OTHER FINANCING SOURCES (USES)				
Transfers from other funds	-	-	-	-
Transfers to other funds	(47,538)	-	-	-
Net Other Financing Sources (Uses)	(47,538)	-	-	-
Net change in fund balance	44,589	(202,253)	1,087,955	-
<i>Fund Balance, beginning of period</i>	770,321	263,029	1,925,402	175,076
Fund Balance, end of period	\$ 814,910	60,776	3,013,357	175,076

<u>Alohol Programs</u>	<u>Detox Programs</u>	<u>Emergency Communication Operations</u>	<u>Law Enforcement Operations</u>	<u>Housing Capital Improvement</u>	<u>Total Nonmajor Special Revenue Funds</u>
-	-	-	9,300,000	-	10,593,087
-	-	-	-	-	16,123,157
-	-	-	-	-	4,268,824
-	-	-	-	-	6,351
-	-	2,490	6,332	-	479,370
58,670	-	-	-	-	398,442
-	-	-	-	-	4,403
-	-	-	563,178	251,108	3,454,553
1,294,622	600,000	44,062	16,188	-	6,872,172
280	-	85	29,712	-	602,484
30,500	-	75,000	39,919	-	145,419
1,384,072	600,000	121,637	9,955,329	251,108	42,948,262
-	-	-	-	-	1,175,374
-	-	3,505,039	9,417,380	-	16,764,930
-	-	-	-	-	2,438,685
-	-	-	-	-	8,077,618
1,231,957	300,000	-	-	-	11,547,076
-	-	-	-	251,108	2,739,119
1,231,957	300,000	3,505,039	9,417,380	251,108	42,742,802
152,115	300,000	(3,383,402)	537,949	-	205,460
59,594	-	2,965,378	154,000	-	5,228,826
(184,000)	-	-	-	-	(1,536,683)
(124,406)	-	2,965,378	154,000	-	3,692,143
27,709	300,000	(418,024)	691,949	-	3,897,603
41,341	61,804	1,101,262	781,328	2,450	23,109,756
69,050	361,804	683,238	1,473,277	2,450	27,007,359

STATE OF NEW MEXICO
SANTA FE COUNTY
Non-Major Special Revenue Funds
Schedule of Revenues, Expenditures, and Changes in Fund Balance-Budget to Actual
Regional Transit
For the Fiscal Year Ended June 30, 2012

	<u>Budgeted Amounts</u>		<u>Non - GAAP Actual</u>	<u>Variance Favorable (Unfavorable) Final to Actual</u>
	<u>Original</u>	<u>Final</u>		
Revenues				
Property Taxes	\$ -	\$ -	\$ -	\$ -
Gross Receipts Taxes	3,845,000	3,971,276	3,971,276	-
Other Taxes and Assessments	-	-	-	-
Charges for Services	-	-	-	-
Fines and Forfeitures	-	-	-	-
Grants	-	-	-	-
Other	-	-	-	-
Intergovernmental	-	-	-	-
Total Revenues	<u>3,845,000</u>	<u>3,971,276</u>	<u>3,971,276</u>	<u>\$ -</u>
Cash balance carryforward	-	-		
Total	<u>\$ 3,845,000</u>	<u>\$ 3,971,276</u>		
Expenditures				
General Government	\$ -	\$ -	-	\$ -
Public Safety	-	-	-	-
Culture & Recreation	-	-	-	-
Highways & Streets	3,845,000	3,971,276	3,971,276	-
Health & Welfare	-	-	-	-
Housing	-	-	-	-
Total Expenditures	<u>\$ 3,845,000</u>	<u>\$ 3,971,276</u>	<u>3,971,276</u>	<u>\$ -</u>
Other Financing Sources (Uses)				
Transfers from other funds	\$ -	\$ -	-	\$ -
Transfers to other funds	-	-	-	-
Total Other Financing Sources (Uses)	<u>\$ -</u>	<u>\$ -</u>	<u>-</u>	<u>\$ -</u>
Net Change in Fund Balance - Budgetary Basis			-	
Reconciliation to change in fund balance - GAAP Basis				
Revenue accruals, net of prior year revenue reversals			(11,905)	
Adjustments to expenditures for modified accrual purposes			-	
Outstanding encumbrances recorded as budgetary expenditures - not for GAAP purposes			-	
To record adjustment to revenue source in recipient fund, recorded as a transfer for budgetary purposes			-	
To record adjustment to transfers to other funds, recorded as revenue source in recipient fund			-	
To record adjustment to transfers from other funds			-	
			<u>-</u>	
			<u>\$ (11,905)</u>	

STATE OF NEW MEXICO
SANTA FE COUNTY
Non-Major Special Revenue Funds
Schedule of Revenues, Expenditures, and Changes in Fund Balance-Budget to Actual
Corrections
For the Fiscal Year Ended June 30, 2012

	<u>Budgeted Amounts</u>		<u>Non - GAAP Actual</u>	<u>Variance Favorable (Unfavorable) Final to Actual</u>
	<u>Original</u>	<u>Final</u>		
Revenues				
Property Taxes	\$ -	\$ -	\$ -	\$ -
Gross Receipts Taxes	-	-	-	-
Other Taxes and Assessments	-	-	-	-
Charges for Services	-	-	-	-
Fines and Forfeitures	315,000	315,000	277,199	(37,801)
Grants	-	-	-	-
Other	-	-	-	-
Intergovernmental	-	-	-	-
Total Revenues	<u>315,000</u>	<u>315,000</u>	<u>277,199</u>	<u>\$ (37,801)</u>
Cash balance carryforward	<u>200,000</u>	<u>200,000</u>		
Total	<u>\$ 515,000</u>	<u>\$ 515,000</u>		
Expenditures				
General Government	\$ -	\$ -	-	\$ -
Public Safety	-	-	-	-
Culture & Recreation	-	-	-	-
Highways & Streets	-	-	-	-
Health & Welfare	-	-	-	-
Housing	-	-	-	-
Total Expenditures	<u>\$ -</u>	<u>\$ -</u>	<u>-</u>	<u>\$ -</u>
Other Financing Sources (Uses)				
Transfers from other funds	\$ -	\$ -	-	\$ -
Transfers to other funds	(515,000)	(515,000)	(480,000)	35,000
Total Other Financing Sources (Uses)	<u>\$ (515,000)</u>	<u>\$ (515,000)</u>	<u>(480,000)</u>	<u>\$ 35,000</u>
Net Change in Fund Balance - Budgetary Basis			(202,801)	
Reconciliation to change in fund balance - GAAP Basis				
Revenue accruals, net of prior year revenue reversals			-	
Adjustments to expenditures for modified accrual purposes			-	
Outstanding encumbrances recorded as budgetary expenditures - not for GAAP purposes			-	
To record adjustment to revenue source in recipient fund, recorded as a transfer for budgetary purposes			-	
To record adjustment to transfers to other funds, recorded as revenue source in recipient fund			-	
To record adjustment to transfers from other funds			-	
			<u>-</u>	
			<u>\$ (202,801)</u>	

STATE OF NEW MEXICO
SANTA FE COUNTY
Non-Major Special Revenue Funds
Schedule of Revenues, Expenditures, and Changes in Fund Balance-Budget to Actual
Property Valuation
For the Fiscal Year Ended June 30, 2012

	Budgeted Amounts		Non - GAAP Actual	Variance Favorable (Unfavorable) Final to Actual
	Original	Final		
Revenues				
Property Taxes	\$ 1,148,145	\$ 1,148,145	\$ 1,293,087	\$ 144,942
Gross Receipts Taxes	-	-	-	-
Other Taxes and Assessments	-	-	-	-
Charges for Services	-	-	-	-
Fines and Forfeitures	-	-	-	-
Grants	-	-	-	-
Other	-	-	-	-
Intergovernmental	-	-	-	-
Total Revenues	1,148,145	1,148,145	1,293,087	\$ 144,942
Cash balance carryforward	546,000	1,046,000		
Total	\$ 1,694,145	\$ 2,194,145		
Expenditures				
General Government	\$ 1,694,145	\$ 2,210,991	2,046,829	\$ 164,162
Public Safety	-	-	-	-
Culture & Recreation	-	-	-	-
Highways & Streets	-	-	-	-
Health & Welfare	-	-	-	-
Housing	-	-	-	-
Total Expenditures	\$ 1,694,145	\$ 2,210,991	2,046,829	\$ 164,162
Other Financing Sources (Uses)				
Transfers from other funds	\$ -	\$ 2,317	2,316	\$ 1
Transfers to other funds	-	-	-	-
Total Other Financing Sources (Uses)	\$ -	\$ 2,317	2,316	\$ 1
Net Change in Fund Balance - Budgetary Basis			(751,426)	
Reconciliation to change in fund balance - GAAP Basis				
Revenue accruals, net of prior year revenue reversals			-	
Adjustments to expenditures for modified accrual purposes			(9,958)	
Outstanding encumbrances recorded as budgetary expenditures - not for GAAP purposes			1,019,685	
To record adjustment to revenue source in recipient fund, recorded as a transfer for budgetary purposes			-	
To record adjustment to transfers to other funds, recorded as revenue source in recipient fund			-	
To record adjustment to transfers from other funds			-	
Change in fund balance - GAAP basis			\$ 258,301	

**STATE OF NEW MEXICO
SANTA FE COUNTY
Non-Major Special Revenue Funds
Schedule of Revenues, Expenditures, and Changes in Fund Balance-Budget to Actual
Road Maintenance
For the Fiscal Year Ended June 30, 2012**

	<u>Budgeted Amounts</u>		<u>Non - GAAP Actual</u>	<u>Variance Favorable (Unfavorable) Final to Actual</u>
	<u>Original</u>	<u>Final</u>		
Revenues				
Property Taxes	\$ 653,100	\$ 608,100	\$ 604,601	\$ (3,499)
Gross Receipts Taxes	6,200	6,200	8,837	2,637
Other Taxes and Assessments	-	-	-	-
Charges for Services	-	-	-	-
Fines and Forfeitures	-	-	-	-
Grants	88,071	88,071	64,014	(24,057)
Other	-	-	5,711	5,711
Intergovernmental	-	-	-	-
Total Revenues	<u>747,371</u>	<u>702,371</u>	<u>683,163</u>	<u>\$ (19,208)</u>
Cash balance carryforward	<u>200,000</u>	<u>200,000</u>		
Total	<u>\$ 947,371</u>	<u>\$ 902,371</u>		
Expenditures				
General Government		\$ 205,000	-	\$ 205,000
Public Safety	-	-	-	-
Culture & Recreation	-	-	-	-
Highways & Streets	3,862,866	4,311,925	4,145,083	166,842
Health & Welfare	-	-	-	-
Housing	-	-	-	-
Total Expenditures	<u>\$ 3,862,866</u>	<u>\$ 4,516,925</u>	<u>4,145,083</u>	<u>\$ 371,842</u>
Other Financing Sources (Uses)				
Transfers from other funds	\$ 2,915,495	\$ 3,261,649	3,261,649	\$ -
Transfers to other funds	-	-	-	-
Total Other Financing Sources (Uses)	<u>\$ 2,915,495</u>	<u>\$ 3,261,649</u>	<u>3,261,649</u>	<u>\$ -</u>
Net Change in Fund Balance - Budgetary Basis			(200,271)	
Reconciliation to change in fund balance - GAAP Basis				
Revenue accruals, net of prior year revenue reversals			35,002	
Adjustments to expenditures for modified accrual purposes			(44,934)	
Outstanding encumbrances recorded as budgetary expenditures - not for GAAP purposes			380,916	
To record adjustment to revenue source in recipient fund, recorded as a transfer for budgetary purposes			3,261,649	
To record adjustment to transfers to other funds, recorded as revenue source in recipient fund			(3,261,649)	
To record adjustment to transfers from other funds			-	
Change in fund balance - GAAP basis			<u>\$ 170,713</u>	

STATE OF NEW MEXICO
SANTA FE COUNTY
Non-Major Special Revenue Funds
Schedule of Revenues, Expenditures, and Changes in Fund Balance-Budget to Actual
Emergency Medical Services
For the Fiscal Year Ended June 30, 2012

	<u>Budgeted Amounts</u>		<u>Non - GAAP Actual</u>	<u>Variance Favorable (Unfavorable) Final to Actual</u>
	<u>Original</u>	<u>Final</u>		
Revenues				
Property Taxes	\$ -	\$ -	\$ -	\$ -
Gross Receipts Taxes	-	-	-	-
Other Taxes and Assessments	-	-	-	-
Charges for Services	-	-	-	-
Fines and Forfeitures	-	-	-	-
Grants	118,165	115,217	115,216	(1)
Other	-	-	-	-
Intergovernmental	-	-	-	-
Total Revenues	<u>118,165</u>	<u>115,217</u>	<u>115,216</u>	<u>\$ (1)</u>
Cash balance carryforward	-	4,200		
Total	<u>\$ 118,165</u>	<u>\$ 119,417</u>		
Expenditures				
General Government	\$ -	\$ -	-	\$ -
Public Safety	118,165	140,572	125,161	15,411
Culture & Recreation	-	-	-	-
Highways & Streets	-	-	-	-
Health & Welfare	-	-	-	-
Housing	-	-	-	-
Total Expenditures	<u>\$ 118,165</u>	<u>\$ 140,572</u>	<u>125,161</u>	<u>\$ 15,411</u>
Other Financing Sources (Uses)				
Transfers from other funds	\$ -	\$ -	-	\$ -
Transfers to other funds	-	-	-	-
Total Other Financing Sources (Uses)	<u>\$ -</u>	<u>\$ -</u>	<u>-</u>	<u>\$ -</u>
Net Change in Fund Balance - Budgetary Basis			(9,945)	
Reconciliation to change in fund balance - GAAP Basis				
Revenue accruals, net of prior year revenue reversals			6,311	
Adjustments to expenditures for modified accrual purposes			(1,453)	
Outstanding encumbrances recorded as budgetary expenditures - not for GAAP purposes			23,325	
To record adjustment to revenue source in recipient fund, recorded as a transfer for budgetary purposes			-	
To record adjustment to transfers to other funds, recorded as revenue source in recipient fund			-	
To record adjustment to transfers from other funds			-	
			<u>-</u>	
			<u>\$ 18,238</u>	

STATE OF NEW MEXICO
SANTA FE COUNTY
Non-Major Special Revenue Funds
Schedule of Revenues, Expenditures, and Changes in Fund Balance-Budget to Actual
Farm and Range
For the Fiscal Year Ended June 30, 2012

	<u>Budgeted Amounts</u>		<u>Non - GAAP Actual</u>	<u>Variance Favorable (Unfavorable) Final to Actual</u>
	<u>Original</u>	<u>Final</u>		
Revenues				
Property Taxes	\$ -	\$ -	\$ -	\$ -
Gross Receipts Taxes	-	-	-	-
Other Taxes and Assessments	-	-	-	-
Charges for Services	-	-	-	-
Fines and Forfeitures	-	-	-	-
Grants	1,006	1,006	1,036	30
Other	-	-	-	-
Intergovernmental	-	-	-	-
Total Revenues	<u>1,006</u>	<u>1,006</u>	<u>1,036</u>	<u>\$ 30</u>
Cash balance carryforward	<u>3,994</u>	<u>3,994</u>		
Total	<u>\$ 5,000</u>	<u>\$ 5,000</u>		
Expenditures				
General Government	\$ 5,000	\$ 5,000	5,000	\$ -
Public Safety	-	-	-	-
Culture & Recreation	-	-	-	-
Highways & Streets	-	-	-	-
Health & Welfare	-	-	-	-
Housing	-	-	-	-
Total Expenditures	<u>\$ 5,000</u>	<u>\$ 5,000</u>	<u>5,000</u>	<u>\$ -</u>
Other Financing Sources (Uses)				
Transfers from other funds	\$ -	\$ -	-	\$ -
Transfers to other funds	-	-	-	-
Total Other Financing Sources (Uses)	<u>\$ -</u>	<u>\$ -</u>	<u>-</u>	<u>\$ -</u>
Net Change in Fund Balance - Budgetary Basis			(3,964)	
Reconciliation to change in fund balance - GAAP Basis				
Revenue accruals, net of prior year revenue reversals			-	
Adjustments to expenditures for modified accrual purposes			-	
Outstanding encumbrances recorded as budgetary expenditures - not for GAAP purposes			-	
To record adjustment to revenue source in recipient fund, recorded as a transfer for budgetary purposes			-	
To record adjustment to transfers to other funds, recorded as revenue source in recipient fund			-	
To record adjustment to transfers from other funds			-	
			<u>-</u>	
Change in fund balance - GAAP basis			<u>\$ (3,964)</u>	

STATE OF NEW MEXICO
SANTA FE COUNTY
Non-Major Special Revenue Funds
Schedule of Revenues, Expenditures, and Changes in Fund Balance-Budget to Actual
Fire Protection
For the Fiscal Year Ended June 30, 2012

	Budgeted Amounts		Non - GAAP Actual	Variance Favorable (Unfavorable) Final to Actual
	Original	Final		
Revenues				
Property Taxes	\$ -	\$ -	\$ 47,314	\$ 47,314
Gross Receipts Taxes	-	-	-	-
Other Taxes and Assessments	-	-	-	-
Charges for Services	-	-	-	-
Fines and Forfeitures	-	-	-	-
Grants	1,868,832	1,918,435	1,918,435	-
Other	-	-	17,958	17,958
Intergovernmental	-	-	-	-
Total Revenues	<u>1,868,832</u>	<u>1,918,435</u>	<u>1,983,707</u>	<u>\$ 65,272</u>
Cash balance carryforward	<u>1,419,951</u>	<u>4,253,323</u>		
Total	<u>\$ 3,288,783</u>	<u>\$ 6,171,758</u>		
 Expenditures				
General Government	\$ -	\$ -	-	\$ -
Public Safety	3,288,783	7,478,469	3,873,041	3,605,428
Culture & Recreation	-	-	-	-
Highways & Streets	-	-	-	-
Health & Welfare	-	-	-	-
Housing	-	-	-	-
Total Expenditures	<u>\$ 3,288,783</u>	<u>\$ 7,478,469</u>	<u>3,873,041</u>	<u>\$ 3,605,428</u>
 Other Financing Sources (Uses)				
Transfers from other funds	\$ -	\$ -	-	\$ -
Transfers to other funds	-	-	-	-
Total Other Financing Sources (Uses)	<u>\$ -</u>	<u>\$ -</u>	<u>-</u>	<u>\$ -</u>
 <i>Net Change in Fund Balance - Budgetary Basis</i>			(1,889,334)	
 Reconciliation to change in fund balance - GAAP Basis				
Revenue accruals, net of prior year revenue reversals			188,888	
Adjustments to expenditures for modified accrual purposes			(155,606)	
Outstanding encumbrances recorded as budgetary expenditures - not for GAAP purposes			1,012,414	
To record adjustment to revenue source in recipient fund, recorded as a transfer for budgetary purposes			-	
To record adjustment to transfers to other funds, recorded as revenue source in recipient fund			-	
To record adjustment to transfers from other funds			-	
			-	
		Change in fund balance - GAAP basis	\$ (843,638)	

STATE OF NEW MEXICO
SANTA FE COUNTY
Non-Major Special Revenue Funds
Schedule of Revenues, Expenditures, and Changes in Fund Balance-Budget to Actual
Law Enforcement Protection
For the Fiscal Year Ended June 30, 2012

	<u>Budgeted Amounts</u>		<u>Non - GAAP Actual</u>	<u>Variance Favorable (Unfavorable) Final to Actual</u>
	<u>Original</u>	<u>Final</u>		
Revenues				
Property Taxes	\$ -	\$ -	\$ -	\$ -
Gross Receipts Taxes	-	-	-	-
Other Taxes and Assessments	-	-	-	-
Charges for Services	-	-	-	-
Fines and Forfeitures	-	-	-	-
Grants	67,800	67,800	67,279	(521)
Other	-	-	-	-
Intergovernmental	-	-	-	-
Total Revenues	<u>67,800</u>	<u>67,800</u>	<u>67,279</u>	<u>\$ (521)</u>
Cash balance carryforward	-	-		
Total	<u>\$ 67,800</u>	<u>\$ 67,800</u>		
Expenditures				
General Government	\$ -	\$ -	-	\$ -
Public Safety	67,800	144,063	141,845	2,218
Culture & Recreation	-	-	-	-
Highways & Streets	-	-	-	-
Health & Welfare	-	-	-	-
Housing	-	-	-	-
Total Expenditures	<u>\$ 67,800</u>	<u>\$ 144,063</u>	<u>141,845</u>	<u>\$ 2,218</u>
Other Financing Sources (Uses)				
Transfers from other funds	\$ -	\$ -	-	\$ -
Transfers to other funds	-	-	-	-
Total Other Financing Sources (Uses)	<u>\$ -</u>	<u>\$ -</u>	<u>-</u>	<u>\$ -</u>
Net Change in Fund Balance - Budgetary Basis			(74,566)	
Reconciliation to change in fund balance - GAAP Basis				
Revenue accruals, net of prior year revenue reversals			-	
Adjustments to expenditures for modified accrual purposes			(2,132)	
Outstanding encumbrances recorded as budgetary expenditures - not for GAAP purposes			33,071	
To record adjustment to revenue source in recipient fund, recorded as a transfer for budgetary purposes			-	
To record adjustment to transfers to other funds, recorded as revenue source in recipient fund			-	
To record adjustment to transfers from other funds			-	
			<u>-</u>	
			<u>\$ (43,627)</u>	

**STATE OF NEW MEXICO
SANTA FE COUNTY
Non-Major Special Revenue Funds
Schedule of Revenues, Expenditures, and Changes in Fund Balance-Budget to Actual
Environmental GRT
For the Fiscal Year Ended June 30, 2012**

	Budgeted Amounts		Non - GAAP Actual	Variance Favorable (Unfavorable) Final to Actual
	Original	Final		
Revenues				
Property Taxes	\$ 692,200	\$ 692,200	\$ 650,840	\$ (41,360)
Gross Receipts Taxes	-	-	-	-
Other Taxes and Assessments	-	-	-	-
Charges for Services	-	-	-	-
Fines and Forfeitures	-	-	-	-
Grants	-	-	-	-
Other	-	-	-	-
Intergovernmental	-	-	-	-
Total Revenues	692,200	692,200	650,840	\$ (41,360)
Cash balance carryforward	-	-		
Total	\$ 692,200	\$ 692,200		
Expenditures				
General Government	\$ -	\$ -	-	\$ -
Public Safety	-	-	-	-
Culture & Recreation	-	-	-	-
Highways & Streets	-	-	-	-
Health & Welfare	-	-	-	-
Housing	-	-	-	-
Total Expenditures	\$ -	\$ -	-	\$ -
Other Financing Sources (Uses)				
Transfers from other funds	\$ -	\$ -	-	\$ -
Transfers to other funds	(692,200)	(692,200)	(692,200)	-
Total Other Financing Sources (Uses)	\$ (692,200)	\$ (692,200)	(692,200)	\$ -
Net Change in Fund Balance - Budgetary Basis			(41,360)	
Reconciliation to change in fund balance - GAAP Basis				
Revenue accruals, net of prior year revenue reversals			(9,920)	
Adjustments to expenditures for modified accrual purposes			-	
Outstanding encumbrances recorded as budgetary expenditures - not for GAAP purposes			-	
To record adjustment to revenue source in recipient fund, recorded as a transfer for budgetary purposes			-	
To record adjustment to transfers to other funds, recorded as revenue source in recipient fund			-	
To record adjustment to transfers from other funds			-	
Change in fund balance - GAAP basis			\$ (51,280)	

STATE OF NEW MEXICO
SANTA FE COUNTY
Non-Major Special Revenue Funds
Schedule of Revenues, Expenditures, and Changes in Fund Balance-Budget to Actual
Lodgers Tax
For the Fiscal Year Ended June 30, 2012

	Budgeted Amounts		Non - GAAP Actual	Variance Favorable (Unfavorable) Final to Actual
	Original	Final		
Revenues				
Property Taxes	\$ -	\$ -	\$ -	\$ -
Gross Receipts Taxes	-	-		-
Other Taxes and Assessments	366,200	366,200	398,514	32,314
Charges for Services	-	-	-	-
Fines and Forfeitures	-	-	-	-
Grants	-	-	2,100	2,100
Other	-	-	4,067	4,067
Intergovernmental	-	-	-	-
Total Revenues	366,200	366,200	404,681	\$ 38,481
Cash balance carryforward	4,200	-		
Total	\$ 370,400	\$ 366,200		
Expenditures				
General Government	\$ -	\$ -	-	\$ -
Public Safety	-	-	-	-
Culture & Recreation	370,400	418,653	412,805	5,848
Highways & Streets	-	-	-	-
Health & Welfare	-	-	-	-
Housing	-	-	-	-
Total Expenditures	\$ 370,400	\$ 418,653	412,805	\$ 5,848
Other Financing Sources (Uses)				
Transfers from other funds	\$ -	\$ -	-	\$ -
Transfers to other funds	-	-	-	-
Total Other Financing Sources (Uses)	\$ -	\$ -	-	\$ -
Net Change in Fund Balance - Budgetary Basis			(8,124)	
Reconciliation to change in fund balance - GAAP Basis				
Revenue accruals, net of prior year revenue reversals			25,992	
Adjustments to expenditures for modified accrual purposes			(38,523)	
Outstanding encumbrances recorded as budgetary expenditures - not for GAAP purposes			64,161	
To record adjustment to revenue source in recipient fund, recorded as a transfer for budgetary purposes			-	
To record adjustment to transfers to other funds, recorded as revenue source in recipient fund			-	
To record adjustment to transfers from other funds			-	
Change in fund balance - GAAP basis			\$ 43,506	

STATE OF NEW MEXICO
SANTA FE COUNTY
Non-Major Special Revenue Funds
Schedule of Revenues, Expenditures, and Changes in Fund Balance-Budget to Actual
Fire Impact Fees
For the Fiscal Year Ended June 30, 2012

	<u>Budgeted Amounts</u>		<u>Non - GAAP Actual</u>	<u>Variance Favorable (Unfavorable) Final to Actual</u>
	<u>Original</u>	<u>Final</u>		
Revenues				
Property Taxes	\$ -	\$ -	\$ -	\$ -
Gross Receipts Taxes	-	-	-	-
Other Taxes and Assessments	-	-	-	-
Charges for Services	218,417	406,417	154,783	(251,634)
Fines and Forfeitures	-	-	-	-
Grants	-	-	-	-
Other	-	-	594	594
Intergovernmental	-	-	-	-
Total Revenues	<u>218,417</u>	<u>406,417</u>	<u>155,377</u>	<u>\$ (251,040)</u>
Cash balance carryforward	<u>311,583</u>	<u>836,785</u>		
Total	<u>\$ 530,000</u>	<u>\$ 1,243,202</u>		
Expenditures				
General Government	\$ -	\$ -	-	\$ -
Public Safety	530,000	1,659,440	1,493,597	165,843
Culture & Recreation	-	-	-	-
Highways & Streets	-	-	-	-
Health & Welfare	-	-	-	-
Housing	-	-	-	-
Total Expenditures	<u>\$ 530,000</u>	<u>\$ 1,659,440</u>	<u>1,493,597</u>	<u>\$ 165,843</u>
Other Financing Sources (Uses)				
Transfers from other funds	\$ -	\$ 47,538	47,538	\$ -
Transfers to other funds	-	(57,200)	(57,200)	-
Total Other Financing Sources (Uses)	<u>\$ -</u>	<u>\$ (9,662)</u>	<u>(9,662)</u>	<u>\$ -</u>
Net Change in Fund Balance - Budgetary Basis			(1,347,882)	
Reconciliation to change in fund balance - GAAP Basis				
Revenue accruals, net of prior year revenue reversals			-	
Adjustments to expenditures for modified accrual purposes			-	
Outstanding encumbrances recorded as budgetary expenditures - not for GAAP purposes			759,620	
To record adjustment to revenue source in recipient fund, recorded as a transfer for budgetary purposes			-	
To record adjustment to transfers to other funds, recorded as revenue source in recipient fund			-	
To record adjustment to transfers from other funds			-	
			<u>-</u>	
Change in fund balance - GAAP basis			<u>\$ (588,262)</u>	

STATE OF NEW MEXICO
SANTA FE COUNTY
Non-Major Special Revenue Funds
Schedule of Revenues, Expenditures, and Changes in Fund Balance-Budget to Actual
Clerk Recording
For the Fiscal Year Ended June 30, 2012

	<u>Budgeted Amounts</u>		<u>Non - GAAP Actual</u>	<u>Variance Favorable (Unfavorable) Final to Actual</u>
	<u>Original</u>	<u>Final</u>		
Revenues				
Property Taxes	\$ -	\$ -	\$ -	\$ -
Gross Receipts Taxes	-	-	-	-
Other Taxes and Assessments	-	-	-	-
Charges for Services	133,000	133,000	227,030	94,030
Fines and Forfeitures	-	-	-	-
Grants	-	-	-	-
Other	-	-	-	-
Intergovernmental	-	-	-	-
Total Revenues	<u>133,000</u>	<u>133,000</u>	<u>227,030</u>	<u>\$ 94,030</u>
Cash balance carryforward	<u>97,000</u>	<u>97,000</u>		
Total	<u>\$ 230,000</u>	<u>\$ 230,000</u>		
Expenditures				
General Government	\$ 230,000	\$ 255,137	161,661	\$ 93,476
Public Safety	-	-	-	-
Culture & Recreation	-	-	-	-
Highways & Streets	-	-	-	-
Health & Welfare	-	-	-	-
Housing	-	-	-	-
Total Expenditures	<u>\$ 230,000</u>	<u>\$ 255,137</u>	<u>161,661</u>	<u>\$ 93,476</u>
Other Financing Sources (Uses)				
Transfers from other funds	\$ -	\$ -	-	\$ -
Transfers to other funds	-	-	-	-
Total Other Financing Sources (Uses)	<u>\$ -</u>	<u>\$ -</u>	<u>-</u>	<u>\$ -</u>
Net Change in Fund Balance - Budgetary Basis			65,369	
Reconciliation to change in fund balance - GAAP Basis				
Revenue accruals, net of prior year revenue reversals			3,527	
Adjustments to expenditures for modified accrual purposes			(25,679)	
Outstanding encumbrances recorded as budgetary expenditures - not for GAAP purposes			50,541	
To record adjustment to revenue source in recipient fund,				
recorded as a transfer for budgetary purposes			-	
To record adjustment to transfers to other funds, recorded as revenue source in recipient fund			-	
To record adjustment to transfers from other funds			-	
Change in fund balance - GAAP basis			<u>\$ 93,758</u>	

STATE OF NEW MEXICO
SANTA FE COUNTY
Non-Major Special Revenue Funds
Schedule of Revenues, Expenditures, and Changes in Fund Balance-Budget to Actual
Correctional GRT
For the Fiscal Year Ended June 30, 2012

	Budgeted Amounts		Non - GAAP Actual	Variance Favorable (Unfavorable) Final to Actual
	Original	Final		
Revenues				
Property Taxes	\$ 4,275,000	\$ 4,275,000	\$ 4,512,508	\$ 237,508
Gross Receipts Taxes	-	-	-	-
Other Taxes and Assessments	-	-	-	-
Charges for Services	-	-	-	-
Fines and Forfeitures	-	-	-	-
Grants	-	-	-	-
Other	-	-	-	-
Intergovernmental	-	-	-	-
Total Revenues	4,275,000	4,275,000	4,512,508	\$ 237,508
Cash balance carryforward	300,000	300,000		
Total	\$ 4,575,000	\$ 4,575,000		
Expenditures				
General Government	\$ -	\$ -	-	\$ -
Public Safety	-	-	-	-
Culture & Recreation	-	-	-	-
Highways & Streets	-	-	-	-
Health & Welfare	-	-	-	-
Housing	-	-	-	-
Total Expenditures	\$ -	\$ -	-	\$ -
Other Financing Sources (Uses)				
Transfers from other funds	\$ -	\$ -	-	\$ -
Transfers to other funds	(4,575,000)	(4,575,000)	(4,575,000)	-
Total Other Financing Sources (Uses)	\$ (4,575,000)	\$ (4,575,000)	(4,575,000)	\$ -
Net Change in Fund Balance - Budgetary Basis			(62,492)	
Reconciliation to change in fund balance - GAAP Basis				
Revenue accruals, net of prior year revenue reversals			(13,253)	
Adjustments to expenditures for modified accrual purposes			-	
Outstanding encumbrances recorded as budgetary expenditures - not for GAAP purposes			-	
To record adjustment to revenue source in recipient fund,				
recorded as a transfer for budgetary purposes			4,499,255	
To record adjustment to transfers to other funds, recorded as revenue source in recipient fund			(4,499,255)	
To record adjustment to transfers from other funds			-	
Change in fund balance - GAAP basis			\$ (75,745)	

STATE OF NEW MEXICO
SANTA FE COUNTY
Non-Major Special Revenue Funds
Schedule of Revenues, Expenditures, and Changes in Fund Balance-Budget to Actual
Indigent Hospital
For the Fiscal Year Ended June 30, 2012

	<u>Budgeted Amounts</u>		<u>Non - GAAP Actual</u>	<u>Variance Favorable (Unfavorable) Final to Actual</u>
	<u>Original</u>	<u>Final</u>		
Revenues				
Property Taxes	\$ -	\$ -	\$ -	\$ -
Gross Receipts Taxes	4,275,000	4,275,000	4,522,555	247,555
Other Taxes and Assessments	-	-	-	-
Charges for Services	-	-	-	-
Fines and Forfeitures	-	-	-	-
Grants	-	-	-	-
Other	-	-	-	-
Intergovernmental	-	-	-	-
Total Revenues	<u>4,275,000</u>	<u>4,275,000</u>	<u>4,522,555</u>	<u>\$ 247,555</u>
Cash balance carryforward	-	-		
Total	<u>\$ 4,275,000</u>	<u>\$ 4,275,000</u>		
Expenditures				
General Government	\$ -	\$ -	-	\$ -
Public Safety	-	-	-	-
Culture & Recreation	-	-	-	-
Highways & Streets	-	-	-	-
Health & Welfare	2,109,007	2,703,641	2,703,641	-
Housing	-	-	-	-
Total Expenditures	<u>\$ 2,109,007</u>	<u>\$ 2,703,641</u>	<u>2,703,641</u>	<u>\$ -</u>
Other Financing Sources (Uses)				
Transfers from other funds	\$ -	\$ -	-	\$ -
Transfers to other funds	(2,165,993)	(2,000,993)	(2,000,993)	-
Total Other Financing Sources (Uses)	<u>\$ (2,165,993)</u>	<u>\$ (2,000,993)</u>	<u>(2,000,993)</u>	<u>\$ -</u>
Net Change in Fund Balance - Budgetary Basis			(182,079)	
Reconciliation to change in fund balance - GAAP Basis				
Revenue accruals, net of prior year revenue reversals			(14,241)	
Adjustments to expenditures for modified accrual purposes			-	
Outstanding encumbrances recorded as budgetary expenditures - not for GAAP purposes			439,359	
To record adjustment to revenue source in recipient fund, recorded as a transfer for budgetary purposes			2,000,993	
To record adjustment to transfers to other funds, recorded as revenue source in recipient fund			(2,000,993)	
To record adjustment to transfers from other funds			-	
Change in fund balance - GAAP basis			<u>\$ 243,039</u>	

STATE OF NEW MEXICO
SANTA FE COUNTY
Non-Major Special Revenue Funds
Schedule of Revenues, Expenditures, and Changes in Fund Balance-Budget to Actual
Indigent Services
For the Fiscal Year Ended June 30, 2012

	<u>Budgeted Amounts</u>		<u>Non - GAAP Actual</u>	<u>Variance Favorable (Unfavorable) Final to Actual</u>
	<u>Original</u>	<u>Final</u>		
Revenues				
Property Taxes	\$ -	\$ -	\$ -	\$ -
Gross Receipts Taxes	-	-	-	-
Other Taxes and Assessments	-	-	-	-
Charges for Services	-	-	-	-
Fines and Forfeitures	-	-	440	440
Grants	-	-	-	-
Other	-	-	600	600
Intergovernmental	-	-	-	-
Total Revenues	<u>-</u>	<u>-</u>	<u>1,040</u>	<u>\$ 1,040</u>
Cash balance carryforward	<u>-</u>	<u>-</u>		
Total	<u>\$ -</u>	<u>\$ -</u>		
Expenditures				
General Government	\$ -	\$ -	-	\$ -
Public Safety	-	-	-	-
Culture & Recreation	-	-	-	-
Highways & Streets	-	-	-	-
Health & Welfare	2,165,993	2,003,858	1,957,584	46,274
Housing	-	-	-	-
Total Expenditures	<u>\$ 2,165,993</u>	<u>\$ 2,003,858</u>	<u>1,957,584</u>	<u>\$ 46,274</u>
Other Financing Sources (Uses)				
Transfers from other funds	\$ 2,165,993	\$ 2,000,993	2,000,993	\$ -
Transfers to other funds	-	-	-	-
Total Other Financing Sources (Uses)	<u>\$ 2,165,993</u>	<u>\$ 2,000,993</u>	<u>2,000,993</u>	<u>\$ -</u>
Net Change in Fund Balance - Budgetary Basis			44,449	
Reconciliation to change in fund balance - GAAP Basis				
Revenue accruals, net of prior year revenue reversals			-	
Adjustments to expenditures for modified accrual purposes			-	
Outstanding encumbrances recorded as budgetary expenditures - not for GAAP purposes			3,149	
To record adjustment to revenue source in recipient fund, recorded as a transfer for budgetary purposes			-	
To record adjustment to transfers to other funds, recorded as revenue source in recipient fund			-	
To record adjustment to transfers from other funds			-	
			<u>-</u>	
			<u>\$ 47,598</u>	

STATE OF NEW MEXICO
SANTA FE COUNTY
Non-Major Special Revenue Funds
Statement of Revenues, Expenditures, and Changes in Fund Balance-Budget to Actual
Economic Development
For the Fiscal Year Ended June 30, 2012

	Budgeted Amounts		Non - GAAP Actual	Variance Favorable (Unfavorable) Final to Actual
	Original	Final		
Revenues				
Property Taxes	\$ -	\$ -	\$ -	\$ -
Gross Receipts Taxes	-	-	-	-
Other Taxes and Assessments	-	-	-	-
Charges for Services	-	-	-	-
Fines and Forfeitures	-	-	-	-
Grants	5,572,862	5,679,912	4,902,802	(777,110)
Other	-	-	534,000	534,000
Intergovernmental	-	-	-	-
Total Revenues	<u>5,572,862</u>	<u>5,679,912</u>	<u>5,436,802</u>	<u>\$ (243,110)</u>
Cash balance carryforward	-	350,000		
Total	<u>\$ 5,572,862</u>	<u>\$ 6,029,912</u>		
Expenditures				
General Government	\$ -	\$ -	-	\$ -
Public Safety	-	-	-	-
Culture & Recreation	7,112,644	7,035,160	3,302,431	3,732,729
Public Works	460,218	860,854	332,793	528,061
Highways & Streets	-	-	-	-
Capital Improvements	-	1,000,000	-	1,000,000
Health & Welfare	-	-	-	-
Housing	-	-	-	-
Total Expenditures	<u>\$ 7,572,862</u>	<u>\$ 8,896,014</u>	<u>3,635,224</u>	<u>\$ 5,260,790</u>
Other Financing Sources (Uses)				
Transfers from other funds	\$ 2,000,000	\$ 2,000,000	2,000,000	\$ -
Transfers to other funds	-	-	-	-
Total Other Financing Sources (Uses)	<u>\$ 2,000,000</u>	<u>\$ 2,000,000</u>	<u>2,000,000</u>	<u>\$ -</u>
Net Change in Fund Balance - Budgetary Basis			3,801,578	
Reconciliation to change in fund balance - GAAP Basis				
Revenue accruals, net of prior year revenue reversals			(1,737,031)	
Adjustments to expenditures for modified accrual purposes			-	
Outstanding encumbrances recorded as budgetary expenditures - not for GAAP purposes			1,429,299	
To record adjustment to revenue source in recipient fund, recorded as a transfer for budgetary purposes			-	
To record adjustment to transfers to other funds, recorded as revenue source in recipient fund			-	
To record adjustment from other funds			-	
			<u>3,493,846</u>	
		Change in fund balance - GAAP basis	<u>\$ 3,493,846</u>	

SANTA FE COUNTY
Non-Major Special Revenue Funds
Schedule of Revenues, Expenditures, and Changes in Fund Balance-Budget to Actual
Federal Forfeiture
For the Fiscal Year Ended June 30, 2012

	<u>Budgeted Amounts</u>		<u>Actual</u>	Variance
	<u>Original</u>	<u>Final</u>		Favorable (Unfavorable) Final to Actual
Revenues				
Property Taxes	\$ -	\$ -	\$ -	\$ -
Gross Receipts Taxes	-	-	-	-
Other Taxes and Assessments	-	-	-	-
Charges for Services	-	-	-	-
Fines and Forfeitures	16,852	71,320	62,133	(9,187)
Grants	-	-	-	-
Other	-	-	-	-
Intergovernmental	-	-	-	-
Total Revenues	<u>16,852</u>	<u>71,320</u>	<u>62,133</u>	<u>\$ (9,187)</u>
Cash balance carryforward	<u>36,924</u>	<u>36,924</u>		
Total	<u>\$ 53,776</u>	<u>\$ 108,244</u>		
Expenditures				
General Government	\$ -	\$ -	-	\$ -
Public Safety	53,776	108,244	76,245	31,999
Culture & Recreation	-	-	-	-
Highways & Streets	-	-	-	-
Health & Welfare	-	-	-	-
Housing	-	-	-	-
Total Expenditures	<u>\$ 53,776</u>	<u>\$ 108,244</u>	<u>76,245</u>	<u>\$ 31,999</u>
Other Financing Sources (Uses)				
Transfers from other funds	\$ -	\$ -	-	\$ -
Transfers to other funds	-	-	-	-
Total Other Financing Sources (Uses)	<u>\$ -</u>	<u>\$ -</u>	<u>-</u>	<u>\$ -</u>
Net Change in Fund Balance - Budgetary Basis			(14,112)	
Reconciliation to change in fund balance - GAAP Basis				
Revenue accruals, net of prior year revenue reversals			-	
Adjustments to expenditures for modified accrual purposes			(8)	
Outstanding encumbrances recorded as budgetary expenditures - not for GAAP purposes			5,960	
To record adjustment to revenue source in recipient fund, recorded as a transfer for budgetary purposes			-	
To record adjustment to transfers to other funds, recorded as revenue source in recipient fund			-	
To record adjustment to transfers from other funds			-	
			<u>-</u>	
			<u>\$ (8,160)</u>	

STATE OF NEW MEXICO
SANTA FE COUNTY
Non-Major Special Revenue Funds
Schedule of Revenues, Expenditures, and Changes in Fund Balance-Budget to Actual
Linkages
For the Fiscal Year Ended June 30, 2012

	Budgeted Amounts		Non - GAAP Actual	Variance Favorable (Unfavorable) Final to Actual
	Original	Final		
Revenues				
Property Taxes	\$ -	\$ -	\$ -	\$ -
Gross Receipts Taxes	-	-	-	-
Other Taxes and Assessments	-	-	-	-
Charges for Services	-	-	-	-
Fines and Forfeitures	-	-	-	-
Grants	195,000	128,000	98,694	(29,306)
Other	-	-	-	-
Intergovernmental	-	-	-	-
Total Revenues	195,000	128,000	98,694	\$ (29,306)
Cash balance carryforward	-	75,000		
Total	\$ 195,000	\$ 203,000		
Expenditures				
General Government	\$ -	\$ -	-	\$ -
Public Safety	-	-	-	-
Culture & Recreation	-	-	-	-
Highways & Streets	-	-	-	-
Health & Welfare	-	-	-	-
Housing	195,000	204,378	118,870	85,508
Total Expenditures	\$ 195,000	\$ 204,378	118,870	\$ 85,508
Other Financing Sources (Uses)				
Transfers from other funds	\$ -	\$ -	-	\$ -
Transfers to other funds	-	-	-	-
Total Other Financing Sources (Uses)	\$ -	\$ -	-	\$ -
Net Change in Fund Balance - Budgetary Basis			(20,176)	
Reconciliation to change in fund balance - GAAP Basis				
Revenue accruals, net of prior year revenue reversals			17,120	
Adjustments to expenditures for modified accrual purposes			-	
Outstanding encumbrances recorded as budgetary expenditures - not for GAAP purposes			4,375	
To record adjustment to revenue source in recipient fund, recorded as a transfer for budgetary purposes			-	
To record adjustment to transfers to other funds, recorded as revenue source in recipient fund			-	
To record adjustment to transfers from other funds			-	
Change in fund balance - GAAP basis			\$ 1,319	

STATE OF NEW MEXICO
SANTA FE COUNTY
Non-Major Special Revenue Funds
Schedule of Revenues, Expenditures, and Changes in Fund Balance-Budget to Actual
Housing Choice Voucher Sec 8
For the Fiscal Year Ended June 30, 2012

	<u>Budgeted Amounts</u>		<u>Non - GAAP Actual</u>	<u>Variance Favorable (Unfavorable) Final to Actual</u>
	<u>Original</u>	<u>Final</u>		
Revenues				
Property Taxes	\$ -	\$ -	\$ -	\$ -
Gross Receipts Taxes	-	-	-	-
Other Taxes and Assessments	-	-	-	-
Charges for Services	-	-	88,735	88,735
Fines and Forfeitures	-	-	-	-
Grants	2,106,938	2,296,322	1,929,815	(366,507)
Other	-	-	1,621	1,621
Intergovernmental	-	-	-	-
Total Revenues	<u>2,106,938</u>	<u>2,296,322</u>	<u>2,020,171</u>	<u>\$ (276,151)</u>
Cash balance carryforward	-	-		
Total	<u>\$ 2,106,938</u>	<u>\$ 2,296,322</u>		
Expenditures				
General Government	\$ -	\$ -	-	\$ -
Public Safety	-	-	-	-
Culture & Recreation	-	-	-	-
Highways & Streets	-	-	-	-
Health & Welfare	-	-	-	-
Housing	2,106,938	2,306,422	2,200,632	105,790
Total Expenditures	<u>\$ 2,106,938</u>	<u>\$ 2,306,422</u>	<u>2,200,632</u>	<u>\$ 105,790</u>
Other Financing Sources (Uses)				
Transfers from other funds	\$ -	\$ -	-	\$ -
Transfers to other funds	-	-	-	-
Total Other Financing Sources (Uses)	<u>\$ -</u>	<u>\$ -</u>	<u>-</u>	<u>\$ -</u>
Net Change in Fund Balance - Budgetary Basis			(180,461)	
Reconciliation to change in fund balance - GAAP Basis				
Revenue accruals, net of prior year revenue reversals			-	
Adjustments to expenditures for modified accrual purposes			-	
Outstanding encumbrances recorded as budgetary expenditures - not for GAAP purposes			5,203	
To record adjustment to revenue source in recipient fund, recorded as a transfer for budgetary purposes			-	
To record adjustment to transfers to other funds, recorded as revenue source in recipient fund			-	
To record adjustment to transfers from other funds			-	
Change in fund balance - GAAP basis			<u>\$ (175,258)</u>	

STATE OF NEW MEXICO
SANTA FE COUNTY
Non-Major Special Revenue Funds
Schedule of Revenues, Expenditures, and Changes in Fund Balance-Budget to Actual
EMS Health Care
For the Fiscal Year Ended June 30, 2012

	<u>Budgeted Amounts</u>		<u>Non - GAAP Actual</u>	<u>Variance Favorable (Unfavorable) Final to Actual</u>
	<u>Original</u>	<u>Final</u>		
Revenues				
Property Taxes	\$ -	\$ -	\$ -	\$ -
Gross Receipts Taxes	-	-	-	-
Other Taxes and Assessments	-	-	-	-
Charges for Services	-	-	-	-
Fines and Forfeitures	-	-	-	-
Grants	-	-	-	-
Other	-	-	9,115	9,115
Intergovernmental	-	-	-	-
Total Revenues	<u>-</u>	<u>-</u>	<u>9,115</u>	<u>\$ 9,115</u>
Cash balance carryforward	-	50,236		
Total	<u>\$ -</u>	<u>\$ 50,236</u>		
Expenditures				
General Government	\$ -	\$ -	-	\$ -
Public Safety	-	-	-	-
Culture & Recreation	-	-	-	-
Highways & Streets	-	-	-	-
Health & Welfare	454,951	644,490	593,295	51,195
Housing	-	-	-	-
Total Expenditures	<u>\$ 454,951</u>	<u>\$ 644,490</u>	<u>593,295</u>	<u>\$ 51,195</u>
Other Financing Sources (Uses)				
Transfers from other funds	\$ 454,951	\$ 454,951	454,951	\$ -
Transfers to other funds	-	(47,538)	(47,538)	-
Total Other Financing Sources (Uses)	<u>\$ 454,951</u>	<u>\$ 407,413</u>	<u>407,413</u>	<u>\$ -</u>
Net Change in Fund Balance - Budgetary Basis			(176,767)	
Reconciliation to change in fund balance - GAAP Basis				
Revenue accruals, net of prior year revenue reversals			7,825	
Adjustments to expenditures for modified accrual purposes			(2,795)	
Outstanding encumbrances recorded as budgetary expenditures - not for GAAP purposes			216,326	
To record adjustment to revenue source in recipient fund, recorded as a transfer for budgetary purposes			454,951	
To record adjustment to transfers to other funds, recorded as revenue source in recipient fund			(454,951)	
To record adjustment to transfers from other funds			-	
			<u>-</u>	
			<u>\$ 44,589</u>	

STATE OF NEW MEXICO
SANTA FE COUNTY
Non-Major Special Revenue Funds
Schedule of Revenues, Expenditures, and Changes in Fund Balance-Budget to Actual
Wildlife/Mountains/Trails
For the Fiscal Year Ended June 30, 2012

	<u>Budgeted Amounts</u>		<u>Non - GAAP Actual</u>	<u>Variance Favorable (Unfavorable) Final to Actual</u>
	<u>Original</u>	<u>Final</u>		
Revenues				
Property Taxes	\$ -	\$ -	\$ -	\$ -
Gross Receipts Taxes	-	-	-	-
Other Taxes and Assessments	-	-	-	-
Charges for Services	-	-	-	-
Fines and Forfeitures	-	-	-	-
Grants	-	-	-	-
Other	-	-	-	-
Intergovernmental	-	-	-	-
Total Revenues	<u>-</u>	<u>-</u>	<u>-</u>	<u>\$ -</u>
Cash balance carryforward	202,966	202,966		
Total	<u>\$ 202,966</u>	<u>\$ 202,966</u>		
Expenditures				
General Government	\$ -	\$ -	-	\$ -
Public Safety	-	-	-	-
Culture & Recreation	202,966	202,966	202,253	713
Highways & Streets	-	-	-	-
Health & Welfare	-	-	-	-
Housing	-	-	-	-
Total Expenditures	<u>\$ 202,966</u>	<u>\$ 202,966</u>	<u>202,253</u>	<u>\$ 713</u>
Other Financing Sources (Uses)				
Transfers from other funds	\$ -	\$ -	-	\$ -
Transfers to other funds	-	-	-	-
Total Other Financing Sources (Uses)	<u>\$ -</u>	<u>\$ -</u>	<u>-</u>	<u>\$ -</u>
Net Change in Fund Balance - Budgetary Basis			(202,253)	
Reconciliation to change in fund balance - GAAP Basis				
Revenue accruals, net of prior year revenue reversals			-	
Adjustments to expenditures for modified accrual purposes			-	
Outstanding encumbrances recorded as budgetary expenditures - not for GAAP purposes			-	
To record adjustment to revenue source in recipient fund, recorded as a transfer for budgetary purposes			-	
To record adjustment to transfers to other funds, recorded as revenue source in recipient fund			-	
To record adjustment to transfers from other funds			-	
			<u>-</u>	
			<u>\$ (202,253)</u>	

STATE OF NEW MEXICO
SANTA FE COUNTY
Non-Major Special Revenue Funds
Schedule of Revenues, Expenditures, and Changes in Fund Balance-Budget to Actual
EMS Health Hospital
For the Fiscal Year Ended June 30, 2012

	<u>Budgeted Amounts</u>		<u>Non - GAAP Actual</u>	<u>Variance Favorable (Unfavorable) Final to Actual</u>
	<u>Original</u>	<u>Final</u>		
Revenues				
Property Taxes	\$ 4,275,000	\$ 4,275,000	\$ 4,522,525	\$ 247,525
Gross Receipts Taxes	-	-	-	-
Other Taxes and Assessments	-	-	-	-
Charges for Services	-	-	-	-
Fines and Forfeitures	-	-	-	-
Grants	-	-	-	-
Other	-	-	-	-
Intergovernmental	-	-	-	-
Total Revenues	<u>4,275,000</u>	<u>4,275,000</u>	<u>4,522,525</u>	<u>\$ 247,525</u>
Cash balance carryforward	-	-		
Total	<u>\$ 4,275,000</u>	<u>\$ 4,275,000</u>		
Expenditures				
General Government	\$ -	\$ -	-	\$ -
Public Safety	-	-	-	-
Culture & Recreation	-	-	-	-
Highways & Streets	-	-	-	-
Health & Welfare	-	778,195	778,195	-
Housing	-	-	-	-
Total Expenditures	<u>\$ -</u>	<u>\$ 778,195</u>	<u>778,195</u>	<u>\$ -</u>
Other Financing Sources (Uses)				
Transfers from other funds	\$ -	\$ -	-	\$ -
Transfers to other funds	(4,275,000)	(4,275,000)	(3,420,329)	854,671
Total Other Financing Sources (Uses)	<u>\$ (4,275,000)</u>	<u>\$ (4,275,000)</u>	<u>(3,420,329)</u>	<u>\$ 854,671</u>
Net Change in Fund Balance - Budgetary Basis			324,001	
Reconciliation to change in fund balance - GAAP Basis				
Revenue accruals, net of prior year revenue reversals			(14,241)	
Adjustments to expenditures for modified accrual purposes			-	
Outstanding encumbrances recorded as budgetary expenditures - not for GAAP purposes			778,195	
To record adjustment to revenue source in recipient fund, recorded as a transfer for budgetary purposes			3,420,329	
To record adjustment to transfers to other funds, recorded as revenue source in recipient fund			(3,420,329)	
To record adjustment to transfers from other funds			-	
			<u>1,087,955</u>	
		Change in fund balance - GAAP basis	<u>\$ 1,087,955</u>	

**STATE OF NEW MEXICO
SANTA FE COUNTY
Non-Major Special Revenue Funds
Schedule of Revenues, Expenditures, and Changes in Fund Balance-Budget to Actual
Vash Vouchers
For the Fiscal Year Ended June 30, 2012**

	<u>Budgeted Amounts</u>		<u>Non - GAAP Actual</u>	<u>Variance Favorable (Unfavorable) Final to Actual</u>
	<u>Original</u>	<u>Final</u>		
Revenues				
Property Taxes	\$ -	\$ -	\$ -	\$ -
Gross Receipts Taxes	-	-	-	-
Other Taxes and Assessments	-	-	-	-
Charges for Services	-	-	-	-
Fines and Forfeitures	-	-	-	-
Grants	216,000	216,000	178,087	(37,913)
Other	-	-	-	-
Intergovernmental	-	-	-	-
Total Revenues	<u>216,000</u>	<u>216,000</u>	<u>178,087</u>	<u>\$ (37,913)</u>
Cash balance carryforward	-	-		
Total	<u>\$ 216,000</u>	<u>\$ 216,000</u>		
Expenditures				
General Government	\$ -	\$ -	-	\$ -
Public Safety	-	-	-	-
Culture & Recreation	-	-	-	-
Highways & Streets	-	-	-	-
Health & Welfare	-	-	-	-
Housing	216,000	216,000	178,087	37,913
Total Expenditures	<u>\$ 216,000</u>	<u>\$ 216,000</u>	<u>178,087</u>	<u>\$ 37,913</u>
Other Financing Sources (Uses)				
Transfers from other funds	\$ -	\$ -	-	\$ -
Transfers to other funds	-	-	-	-
Total Other Financing Sources (Uses)	<u>\$ -</u>	<u>\$ -</u>	<u>-</u>	<u>\$ -</u>
Net Change in Fund Balance - Budgetary Basis			-	
Reconciliation to change in fund balance - GAAP Basis				
Revenue accruals, net of prior year revenue reversals			-	
Adjustments to expenditures for modified accrual purposes			-	
Outstanding encumbrances recorded as budgetary expenditures - not for GAAP purposes			-	
To record adjustment to revenue source in recipient fund, recorded as a transfer for budgetary purposes			-	
To record adjustment to transfers to other funds, recorded as revenue source in recipient fund			-	
To record adjustment to transfers from other funds			-	
			<u>-</u>	
			<u>\$ -</u>	

**STATE OF NEW MEXICO
SANTA FE COUNTY
Non-Major Special Revenue Funds
Schedule of Revenues, Expenditures, and Changes in Fund Balance-Budget to Actual
Alcohol Programs
For the Fiscal Year Ended June 30, 2012**

	<u>Budgeted Amounts</u>		<u>Non - GAAP Actual</u>	<u>Variance Favorable (Unfavorable) Final to Actual</u>
	<u>Original</u>	<u>Final</u>		
Revenues				
Property Taxes	\$ -	\$ -	\$ -	\$ -
Gross Receipts Taxes	-	-	-	-
Other Taxes and Assessments	-	-	-	-
Charges for Services	-	-	-	-
Fines and Forfeitures	74,000	73,295	58,670	(14,625)
Grants	1,144,367	1,353,801	1,208,357	(145,444)
Other	-	-	280	280
Intergovernmental	40,000	45,000	30,500	(14,500)
Total Revenues	<u>1,258,367</u>	<u>1,472,096</u>	<u>1,297,807</u>	<u>\$ (174,289)</u>
Cash balance carryforward	-	7,659		
Total	<u>\$ 1,258,367</u>	<u>\$ 1,479,755</u>		
Expenditures				
General Government	\$ -	\$ -	-	\$ -
Public Safety	-	-	-	-
Culture & Recreation	-	-	-	-
Highways & Streets	-	-	-	-
Health & Welfare	1,137,961	1,364,997	1,242,184	122,813
Housing	-	-	-	-
Total Expenditures	<u>\$ 1,137,961</u>	<u>\$ 1,364,997</u>	<u>1,242,184</u>	<u>\$ 122,813</u>
Other Financing Sources (Uses)				
Transfers from other funds	\$ 59,594	\$ 59,594	59,594	\$ -
Transfers to other funds	(180,000)	(184,000)	(184,000)	-
Total Other Financing Sources (Uses)	<u>\$ (120,406)</u>	<u>\$ (124,406)</u>	<u>(124,406)</u>	<u>\$ -</u>
Net Change in Fund Balance - Budgetary Basis			(68,783)	
Reconciliation to change in fund balance - GAAP Basis				
Revenue accruals, net of prior year revenue reversals			88,324	
Adjustments to expenditures for modified accrual purposes			(1,860)	
Outstanding encumbrances recorded as budgetary expenditures - not for GAAP purposes			10,028	
To record adjustment to revenue source in recipient fund, recorded as a transfer for budgetary purposes			-	
To record adjustment to transfers to other funds, recorded as revenue source in recipient fund			-	
To record adjustment to transfers from other funds			-	
			<u>27,709</u>	
		<u>Change in fund balance - GAAP basis</u>	<u>\$ 27,709</u>	

STATE OF NEW MEXICO
SANTA FE COUNTY
Non-Major Special Revenue Funds
Schedule of Revenues, Expenditures, and Changes in Fund Balance-Budget to Actual
Detox Programs
For the Fiscal Year Ended June 30, 2012

	<u>Budgeted Amounts</u>		<u>Non - GAAP Actual</u>	<u>Variance Favorable (Unfavorable) Final to Actual</u>
	<u>Original</u>	<u>Final</u>		
Revenues				
Property Taxes	\$ -	\$ -	\$ -	\$ -
Gross Receipts Taxes	-	-	-	-
Other Taxes and Assessments	-	-	-	-
Charges for Services	-	-	-	-
Fines and Forfeitures	-	-	-	-
Grants	300,000	300,000	400,000	100,000
Other	-	-	-	-
Intergovernmental	-	-	-	-
Total Revenues	<u>300,000</u>	<u>300,000</u>	<u>400,000</u>	<u>\$ 100,000</u>
Cash balance carryforward	-	-		
Total	<u>\$ 300,000</u>	<u>\$ 300,000</u>		
Expenditures				
General Government	\$ -	\$ -	-	\$ -
Public Safety	-	-	-	-
Culture & Recreation	-	-	-	-
Highways & Streets	-	-	-	-
Health & Welfare	300,000	300,000	300,000	-
Housing	-	-	-	-
Total Expenditures	<u>\$ 300,000</u>	<u>\$ 300,000</u>	<u>300,000</u>	<u>\$ -</u>
Other Financing Sources (Uses)				
Transfers from other funds	\$ -	\$ -	-	\$ -
Transfers to other funds	-	-	-	-
Total Other Financing Sources (Uses)	<u>\$ -</u>	<u>\$ -</u>	<u>-</u>	<u>\$ -</u>
Net Change in Fund Balance - Budgetary Basis			100,000	
Reconciliation to change in fund balance - GAAP Basis				
Revenue accruals, net of prior year revenue reversals			200,000	
Adjustments to expenditures for modified accrual purposes			-	
Outstanding encumbrances recorded as budgetary expenditures - not for GAAP purposes			-	
To record adjustment to revenue source in recipient fund, recorded as a transfer for budgetary purposes			-	
To record adjustment to transfers to other funds, recorded as revenue source in recipient fund			-	
To record adjustment to transfers from other funds			-	
Change in fund balance - GAAP basis			<u>\$ 300,000</u>	

STATE OF NEW MEXICO
SANTA FE COUNTY
Non-Major Special Revenue Funds
Schedule of Revenues, Expenditures, and Changes in Fund Balance-Budget to Actual
Emergency Communication Operations
For the Fiscal Year Ended June 30, 2012

	<u>Budgeted Amounts</u>		<u>Non - GAAP Actual</u>	<u>Variance Favorable (Unfavorable) Final to Actual</u>
	<u>Original</u>	<u>Final</u>		
Revenues				
Property Taxes	\$ -	\$ -	\$ -	\$ -
Gross Receipts Taxes	-	-	-	-
Other Taxes and Assessments	-	-	-	-
Charges for Services	-	-	2,490	2,490
Fines and Forfeitures	-	-	-	-
Grants	-	9,000	17,002	8,002
Other	-	-	85	85
Intergovernmental	75,000	75,000	75,000	-
Total Revenues	<u>75,000</u>	<u>84,000</u>	<u>94,577</u>	<u>\$ 10,577</u>
Cash balance carryforward	-	43,325		
Total	<u>\$ 75,000</u>	<u>\$ 127,325</u>		
Expenditures				
General Government	\$ -	\$ -	-	\$ -
Public Safety	3,255,398	3,716,518	3,512,118	204,400
Culture & Recreation	-	-	-	-
Highways & Streets	-	-	-	-
Health & Welfare	-	-	-	-
Housing	-	-	-	-
Total Expenditures	<u>\$ 3,255,398</u>	<u>\$ 3,716,518</u>	<u>3,512,118</u>	<u>\$ 204,400</u>
Other Financing Sources (Uses)				
Transfers from other funds	\$ 3,180,398	\$ 3,180,398	2,965,378	\$ (215,020)
Transfers to other funds	-	-	-	-
Total Other Financing Sources (Uses)	<u>\$ 3,180,398</u>	<u>\$ 3,180,398</u>	<u>2,965,378</u>	<u>\$ (215,020)</u>
Net Change in Fund Balance - Budgetary Basis			(452,163)	
Reconciliation to change in fund balance - GAAP Basis				
Revenue accruals, net of prior year revenue reversals			78,120	
Adjustments to expenditures for modified accrual purposes			(78,115)	
Outstanding encumbrances recorded as budgetary expenditures - not for GAAP purposes			34,134	
To record adjustment to revenue source in recipient fund, recorded as a transfer for budgetary purposes			-	
To record adjustment to transfers to other funds, recorded as revenue source in recipient fund			-	
To record adjustment to transfers from other funds			-	
Change in fund balance - GAAP basis			<u>\$ (418,024)</u>	

STATE OF NEW MEXICO
SANTA FE COUNTY
Non-Major Special Revenue Funds
Schedule of Revenues, Expenditures, and Changes in Fund Balance-Budget to Actual
Law Enforcement Operations
For the Fiscal Year Ended June 30, 2012

	<u>Budgeted Amounts</u>		<u>Non - GAAP Actual</u>	<u>Variance Favorable (Unfavorable) Final to Actual</u>
	<u>Original</u>	<u>Final</u>		
Revenues				
Property Taxes	\$ -	\$ -	\$ -	\$ -
Gross Receipts Taxes	-	-	-	-
Other Taxes and Assessments	-	-	-	-
Charges for Services	36,860	36,860	21,152	(15,708)
Fines and Forfeitures	1,314	1,314	155	(1,159)
Grants	326,439	723,732	802,278	78,546
Other	45,655	50,655	17,662	(32,993)
Intergovernmental	15,000	26,874	39,919	13,045
Total Revenues	<u>425,268</u>	<u>839,435</u>	<u>881,166</u>	<u>\$ 41,731</u>
Cash balance carryforward	-	-		
Total	<u>\$ 425,268</u>	<u>\$ 839,435</u>		
Expenditures				
General Government	\$ -	\$ -	-	\$ -
Public Safety	10,578,277	11,423,026	9,993,257	1,429,769
Culture & Recreation	-	-	-	-
Highways & Streets	-	-	-	-
Health & Welfare	-	-	-	-
Housing	-	-	-	-
Total Expenditures	<u>\$ 10,578,277</u>	<u>\$ 11,423,026</u>	<u>9,993,257</u>	<u>\$ 1,429,769</u>
Other Financing Sources (Uses)				
Transfers from other funds	\$ 10,153,009	\$ 10,158,681	9,454,000	\$ (704,681)
Transfers to other funds	-	-	-	-
Total Other Financing Sources (Uses)	<u>\$ 10,153,009</u>	<u>\$ 10,158,681</u>	<u>9,454,000</u>	<u>\$ (704,681)</u>
Net Change in Fund Balance - Budgetary Basis			341,909	
Reconciliation to change in fund balance - GAAP Basis				
Revenue accruals, net of prior year revenue reversals			(121,409)	
Adjustments to expenditures for modified accrual purposes			(68,357)	
Outstanding encumbrances recorded as budgetary expenditures - not for GAAP purposes			539,806	
To record adjustment to revenue source in recipient fund, recorded as a transfer for budgetary purposes			(9,300,000)	
To record adjustment to transfers to other funds, recorded as revenue source in recipient fund			9,300,000	
To record adjustment to transfers from other funds			-	
Change in fund balance - GAAP basis			<u>\$ 691,949</u>	

STATE OF NEW MEXICO
SANTA FE COUNTY
Non-Major Special Revenue Funds
Schedule of Revenues, Expenditures, and Changes in Fund Balance-Budget to Actual
Housing Capital Improvement
For the Fiscal Year Ended June 30, 2012

	Budgeted Amounts		Non - GAAP Actual	Variance Favorable (Unfavorable) Final to Actual
	Original	Final		
Revenues				
Property Taxes	\$ -	\$ -	\$ -	\$ -
Gross Receipts Taxes	-	-	-	-
Other Taxes and Assessments	-	-	-	-
Charges for Services	-	-	-	-
Fines and Forfeitures	-	-	-	-
Grants	285,604	559,641	251,336	(308,305)
Other	-	-	-	-
Intergovernmental	-	-	-	-
<i>Total Revenues</i>	<u>285,604</u>	<u>559,641</u>	<u>251,336</u>	<u>\$ (308,305)</u>
Cash balance carryforward	-	-		
<i>Total</i>	<u>\$ 285,604</u>	<u>\$ 559,641</u>		
Expenditures				
General Government	\$ -	\$ -	-	\$ -
Public Safety	-	-	-	-
Culture & Recreation	-	-	-	-
Highways & Streets	-	-	-	-
Health & Welfare	-	-	-	-
Housing	285,604	576,635	262,554	314,081
<i>Total Expenditures</i>	<u>\$ 285,604</u>	<u>\$ 576,635</u>	<u>262,554</u>	<u>\$ 314,081</u>
Other Financing Sources (Uses)				
Transfers from other funds	\$ -	\$ -	-	\$ -
Transfers to other funds	-	-	-	-
<i>Total Other Financing Sources (Uses)</i>	<u>\$ -</u>	<u>\$ -</u>	<u>-</u>	<u>\$ -</u>
Net Change in Fund Balance - Budgetary Basis			(11,218)	
Reconciliation to change in fund balance - GAAP Basis				
Revenue accruals, net of prior year revenue reversals			14,516	
Adjustments to expenditures for modified accrual purposes			(3,298)	
Outstanding encumbrances recorded as budgetary expenditures - not for GAAP purposes			-	
To record adjustment to revenue source in recipient fund, recorded as a transfer for budgetary purposes			-	
To record adjustment to transfers to other funds, recorded as revenue source in recipient fund			-	
To record adjustment to transfers from other funds			-	
Change in fund balance - GAAP basis			<u>\$ -</u>	

(This page intentionally left blank)



Public Works Facility

NON-MAJOR DEBT SERVICE FUNDS

The following non-major debt service funds are maintained by the County.

GOB Debt Service – To establish and account for the pledged property taxes and payment of principal and interest related to the County’s General Obligation Bonds.

Equipment Loan Debt Service – To establish a budget and account for the pledged revenues and payments of principal, interest, and other costs related to the borrowings through the NMFA. This fund was formerly called NMFA Debt Service.

Jail Revenue Bond Debt Service – To account for pledged property taxes and the payment of principal and interest related to the County’s Jail Facility Bonds.

GRT Revenue Bond Debt Service – To account for funds and the interest earned on those funds that have been set aside from the County’s Sheriff Facility Bond, Capital Outlay GRT Bond Series 2008 (Judicial), Series 2009 (Water Rights), and Series 2010A & 2010B (BDD) proceeds as a reserve fund. These funds will be used to repay principal and interest relating to the bonds if inadequate pledged gross receipts taxes are collected.

Rancho Viejo Improvement District – To establish and account for pledged revenue and payments of principal, interest and other debt service costs for the Rancho Viejo Bonds.

WTB Loan/Grant Debt Service – To establish and account for loan revenue and payments of principal, interest and other debt service costs for the Water Trust Board Loan.

**STATE OF NEW MEXICO
SANTA FE COUNTY
Combining Balance Sheet
Nonmajor Debt Service Funds
June 30, 2012**

	<u>GOB Debt Service</u>	<u>Equipment Loan Debt Service</u>	<u>Jail Revenue Bond Debt Service</u>	<u>GRT Revenue Bond Debt Service</u>
ASSETS				
Cash and investments	\$ 11,088,230	127,213	8,935	84,359
Cash and investments - restricted	-	-	2,249,600	425,905
Receivables (net of allowance for uncollectible)	-	-	-	-
Accounts receivable	-	-	-	-
Taxes receivable	1,360,481	-	-	-
Interest receivable	-	-	-	12,207
Grantor agencies receivable	-	-	-	-
Mortgages receivable	-	-	-	-
Down Payment Assistance receivable	-	-	-	-
Prepays & other	-	-	-	-
Due from other funds	219,792	-	-	-
Notes Receivable	-	-	-	-
Total Assets	\$ 12,668,503	127,213	2,258,535	522,471
LIABILITIES				
Accounts payable	\$ -	-	3,265	-
Accrued wages and benefits	-	-	-	-
Deposits held for others	-	-	-	-
Deferred revenue	917,037	-	-	-
Loan payable	-	-	-	-
Other current liabilities	-	-	-	-
Due to other funds	-	-	-	-
Total Liabilities	917,037	-	3,265	-
FUND BALANCE				
Nonspendable	-	-	-	-
Restricted	11,751,466	127,213	2,255,270	522,471
Committed	-	-	-	-
Assigned	-	-	-	-
Unassigned	-	-	-	-
Total Fund Balance	11,751,466	127,213	2,255,270	522,471
Total Liabilities and Fund Balance	\$ 12,668,503	127,213	2,258,535	522,471

<u>Rancho Viejo Improvement District</u>	<u>WTB Loan/Grant Debt Service</u>	<u>Total Nonmajor Debt Service Funds</u>
892,767	405,001	12,606,505
-	-	2,675,505
-	-	-
-	-	-
7,224	-	1,367,705
-	-	12,207
-	-	-
-	-	-
-	-	-
-	-	219,792
-	-	-
899,991	405,001	16,881,714
-	5,001	8,266
-	-	-
-	-	-
2,009	-	919,046
-	400,000	400,000
-	-	-
-	-	-
2,009	405,001	1,327,312
-	-	-
897,982	-	15,554,402
-	-	-
-	-	-
-	-	-
897,982	-	15,554,402
899,991	405,001	16,881,714

STATE OF NEW MEXICO
SANTA FE COUNTY
Combining Statement of Revenues, Expenditures, and Changes in Fund Balance
Nonmajor Debt Service Funds
For the Fiscal Year Ended June 30, 2012

	<u>GOB Debt Service</u>	<u>Equipment Loan Debt Service</u>	<u>Jail Revenue Bond Debt Service</u>	<u>GRT Revenue Bond Debt Service</u>
REVENUES				
Property taxes	\$ 12,972,586	-	-	-
Gross receipts taxes	-	-	-	-
Other taxes & assessments	-	-	-	-
Licenses, permits. & fees	-	-	-	-
Charges for services	-	-	-	-
Fines & forfeitures	-	-	-	-
Interest earnings	-	-	-	26,960
Federal rants	-	-	-	-
State grants	-	-	-	-
Other	-	-	-	-
Intergovernmental	-	-	-	-
Total Revenues	12,972,586	-	-	26,960
EXPENDITURES				
Debt service-principal	7,615,000	-	945,000	1,900,000
Debt service-interest	4,604,638	4,600	1,303,740	3,235,085
Commitments & other fees	-	-	3,265	-
Total Expenditures	12,219,638	4,600	2,252,005	5,135,085
Excess of Revenues Over (Under) Expenditures	752,948	(4,600)	(2,252,005)	(5,108,125)
OTHER FINANCING SOURCES (USES)				
Loan proceeds	-	-	-	-
Debt service-principle	-	-	-	-
Debt service-interest	-	-	-	-
Transfers from other funds	-	4,600	2,252,005	5,135,088
Transfers to other funds	-	-	-	-
Net Other Financing Sources (Uses)	-	4,600	2,252,005	5,135,088
Net change in fund balance	752,948	-	-	26,963
<i>Fund Balance, beginning of period</i>	10,998,518	127,213	2,255,270	495,508
Fund Balance, end of period	\$ 11,751,466	127,213	2,255,270	522,471

Rancho Viejo Improvement District	WTB Loan/Grant Debt Service	Total Nonmajor Debt Service Funds
342,498	-	13,315,084
-	-	-
-	-	-
-	-	-
-	-	-
-	-	26,960
-	-	-
-	-	-
-	-	-
342,498	-	13,342,044
845,000	424,972	11,729,972
90,081	1,122	9,239,266
-	59,314	62,579
935,081	485,408	21,031,817
(592,583)	(485,408)	(7,689,773)
-	-	-
-	-	-
-	-	-
-	485,408	7,877,101
-	-	-
-	485,408	7,877,101
(592,583)	-	187,328
1,490,565	-	15,367,074
897,982	-	15,554,402

STATE OF NEW MEXICO
SANTA FE COUNTY
Non - Major Debt Service Funds
Schedule of Revenues, Expenditures, and Changes in Fund Balance-Budget to Actual
GOB Debt Service
For the Fiscal Year Ended June 30, 2012

	<u>Budgeted Amounts</u>		<u>Non - GAAP Actual</u>	<u>Variance</u>
	<u>Original</u>	<u>Final</u>		<u>Favorable (Unfavorable) Final to Actual</u>
Revenues				
Property Taxes	\$ 12,384,639	\$ 12,384,639	\$ 12,735,866	\$ 351,227
Gross Receipts Taxes	-	-	-	-
Interest & Other	-	-	-	-
Total Revenues	<u>12,384,639</u>	<u>12,384,639</u>	<u>12,735,866</u>	<u>\$ 351,227</u>
Cash balance carryforward	-	-		
Total	<u>\$ 12,384,639</u>	<u>\$ 12,384,639</u>		
Expenditures				
Debt service -				
Administrative/Issuance Costs	\$ 165,000	\$ 165,000	-	\$ 165,000
Debt Service - Principal	7,615,000	7,615,000	7,615,000	-
Debt Service - Interest	4,604,639	4,604,639	4,604,638	1
Total Expenditures	<u>\$ 12,384,639</u>	<u>\$ 12,384,639</u>	<u>\$ 12,219,638</u>	<u>\$ 165,001</u>
Other Financing Sources (Uses)				
Issuance of refunding bonds	\$ -	\$ -	-	\$ -
Principal	-	-	-	-
Transfers from other funds	-	-	-	-
Transfers to other funds	-	-	-	-
Total Other Financing Sources (Uses)	<u>\$ -</u>	<u>\$ -</u>	<u>-</u>	<u>\$ -</u>
Net Change in Fund Balance - Budgetary Basis			516,228	
Reconciliation to change in fund balance - GAAP Basis				
Revenue accruals, net of prior year revenue reversals			236,720	
Adjustments to expenditures for modified accrual purposes			-	
Outstanding encumbrances recorded as budgetary expenditures - not for GAAP purpose:			-	
Reversal of prior year accruals			-	
Change in fund balance - GAAP basis			<u>\$ 752,948</u>	

STATE OF NEW MEXICO
SANTA FE COUNTY
Non - Major Debt Service Funds
Schedule of Revenues, Expenditures, and Changes in Fund Balance-Budget to Actual
Jail Revenue Bond Debt Service
For the Fiscal Year Ended June 30, 2012

	<u>Budgeted Amounts</u>		<u>Actual</u>	Variance
	<u>Original</u>	<u>Final</u>		Favorable (Unfavorable) Final to Actual
Revenues				
Property Taxes	\$ -	\$ -	\$ -	\$ -
Gross Receipts Taxes	-	-	-	-
Interest & Other	-	-	-	-
Total Revenues	<u>-</u>	<u>-</u>	<u>-</u>	<u>\$ -</u>
Cash balance carryforward	-	-		
Total	<u>\$ -</u>	<u>\$ -</u>		
Expenditures				
Administrative/Issuance Costs	\$ 3,265	\$ 3,265	3,265	\$ -
Debt Service - Principal	945,000	945,000	945,000	-
Debt Service - Interest	<u>1,303,740</u>	<u>1,303,740</u>	<u>1,303,740</u>	<u>-</u>
Total Expenditures	<u>\$ 2,252,005</u>	<u>\$ 2,252,005</u>	<u>2,252,005</u>	<u>\$ -</u>
Other Financing Sources (Uses)				
Issuance of refunding bonds	\$ -	\$ -	-	\$ -
Transfers from other funds	2,252,005	2,252,005	2,252,005	-
Transfers to other funds	<u>-</u>	<u>-</u>	<u>-</u>	<u>-</u>
Total Other Financing Sources (Uses)	<u>\$ 2,252,005</u>	<u>\$ 2,252,005</u>	<u>2,252,005</u>	<u>\$ -</u>
Net Change in Fund Balance - Budgetary Basis			-	
Reconciliation to change in fund balance - GAAP Basis				
Revenue accruals, net of prior year revenue reversals			-	
Adjustments to expenditures for modified accrual purposes			-	
Outstanding encumbrances recorded as budgetary expenditures - not for GAAP purpose			-	
Reversal of prior year accruals			<u>-</u>	
Change in fund balance - GAAP basis			<u>\$ -</u>	

STATE OF NEW MEXICO
SANTA FE COUNTY
Non - Major Debt Service Funds
Schedule of Revenues, Expenditures, and Changes in Fund Balance-Budget to Actual
GRT Revenue Bond Debt Service
For the Fiscal Year Ended June 30, 2012

	<u>Budgeted Amounts</u>		<u>Actual</u>	<u>Variance</u>
	<u>Original</u>	<u>Final</u>		<u>Favorable (Unfavorable) Final to Actual</u>
Revenues				
Property Taxes	\$ -	\$ -	\$ -	\$ -
Gross Receipts Taxes	-	-	-	-
Interest & Other	-	-	26,960	26,960
Total Revenues	-	-	26,960	\$ 26,960
Cash balance carryforward	-	-		
Total	\$ -	\$ -		
Expenditures				
Administrative/Issuance Costs	\$ -	\$ -	-	\$ -
Debt Service - Principal	1,900,000	1,900,000	1,900,000	-
Debt Service - Interest	3,235,088	3,235,088	3,235,085	3
Total Expenditures	\$ 5,135,088	\$ 5,135,088	5,135,085	\$ 3
Other Financing Sources (Uses)				
Issuance of refunding bonds	\$ -	\$ -	-	\$ -
Transfers from other funds	5,135,088	5,135,088	5,135,088	-
Transfers to other funds	-	-	-	-
Total Other Financing Sources (Uses)	\$ 5,135,088	\$ 5,135,088	5,135,088	\$ -
Net Change in Fund Balance - Budgetary Basis			26,963	
Reconciliation to change in fund balance - GAAP Basis				
Revenue accruals, net of prior year revenue reversals			-	
Adjustments to expenditures for modified accrual purposes			-	
Outstanding encumbrances recorded as budgetary expenditures - not for GAAP purpose			-	
Reversal of prior year accruals			-	
			<u>-</u>	
			\$ 26,963	

STATE OF NEW MEXICO
SANTA FE COUNTY
Non - Major Debt Service Funds
Schedule of Revenues, Expenditures, and Changes in Fund Balance-Budget to Actual
WTB Loan/Grant Debt Service
For the Fiscal Year Ended June 30, 2012

	<u>Budgeted Amounts</u>		<u>Actual</u>	Variance
	<u>Original</u>	<u>Final</u>		Favorable (Unfavorable) Final to Actual
Revenues				
Property Taxes	\$ -	\$ -	\$ -	\$ -
Gross Receipts Taxes	-	-	-	-
Interest & Other	-	-	-	-
Total Revenues	<u>-</u>	<u>-</u>	<u>-</u>	<u>\$ -</u>
Cash balance carryforward	-	-		
Total	<u>\$ -</u>	<u>\$ -</u>		
Expenditures				
Administrative/Issuance Costs	\$ 59,314	\$ 59,314	59,314	\$ -
Debt Service - Principal	424,972	424,972	424,972	-
Debt Service - Interest	1,122	1,122	1,122	-
Total Expenditures	<u>\$ 485,408</u>	<u>\$ 485,408</u>	<u>485,408</u>	<u>\$ -</u>
Other Financing Sources (Uses)				
Issuance of refunding bonds	\$ -	\$ -	-	\$ -
Transfers from other funds	485,408	485,408	485,408	-
Transfers to other funds	-	-	-	-
Total Other Financing Sources (Uses)	<u>\$ 485,408</u>	<u>\$ 485,408</u>	<u>485,408</u>	<u>\$ -</u>
Net Change in Fund Balance - Budgetary Basis			-	
Reconciliation to change in fund balance - GAAP Basis				
Revenue accruals, net of prior year revenue reversals			-	
Adjustments to expenditures for modified accrual purposes			-	
Outstanding encumbrances recorded as budgetary expenditures - not for GAAP purpose:			-	
Reversal of prior year accruals			-	
			<u>-</u>	
Change in fund balance - GAAP basis			<u>\$ -</u>	

NON-MAJOR CAPITAL PROJECTS FUNDS

The following non-major capital projects funds are maintained by the County.

Community Development Block Grants (CDBG) – To establish and account for CDBG Grants funded by the U.S. Department of Housing and Urban Development (HUD) passed through and administered by the State of New Mexico Department of Finance and Administration and other projects funded by outside donations.

Capital Projects-Federal – To account for the ARRA funds received for environmental remediation and prevention issues at the site of the District Courthouse construction project.

Road Projects – To account for the revenue and expense for road projects conducted by the County. Only those road projects with present agreements for funding are included in the fiscal year budget. Established by the County to account for funding from the New Mexico Department of Transportation and other sources for road improvements. The fund was created by the Board of County Commissioners.

Special Appropriations & Other Projects – To account for revenue and expense for state granted facility construction projects. The fund contains only those projects which have signed grant agreements. As other project agreements are made during the fiscal year they will be added to the budget.

General Obligation Bond (GOB) Series 2005 - Roads/Water – To account for the issuance of a Public Works bond in the amount of \$20.0 million to be used for various public works projects including certain road projects within the scope of the bond. This capital project fund contains the proceeds of this bond, and the debt on this bond is paid with property taxes through the General Obligation Bond Debt Service Fund.

General Obligation Bond (GOB) Series 2007A - Judicial – To account for the issuance of a bond in the amount of \$25.0 million to be used for the District Courthouse project. This capital project fund contains the proceeds of this bond. The debt on this bond is paid with property taxes through the General Obligation Bond Debt Service Fund.

General Obligation Bond (GOB) Series 2007B - Roads/Water – To establish and account for the issuance of a bond in the amount of \$20.0 million to be used for water and road infrastructure. This capital project fund contains the proceeds of this bond. The debt on this bond is paid with property taxes through the General Obligation Bond Debt Service Fund.

Capital Outlay GRT Bond Series 2008 - Judicial – This fund accounts for the issuance of a bond in the amount of \$30,000,000 to be used for the construction of the Judicial Complex. This capital project fund bond is paid with gross receipts taxes.

General Obligation Bond (GOB) Series 2008 - BDD – To account for a \$32.5 million bond issues for the purpose of acquisition of real property for, and construction, design, equipping, rehabilitation and improvement of water improvements within the County.

General Obligation Bond (GOB) Series 2009 - R,W,OS,SW,F – To account for a \$17million bond issue for the purpose of improving open spaces; trails and parks, County roads; fire safety facilities, water projects and solid waste transfer stations. The debt on this bond is pad with property taxes through the General Obligation Bond Debt Service Fund.

NON-MAJOR CAPITAL PROJECTS FUNDS (Cont'd)

Capital Outlay GRT Series 2009 - Water Rights– To account for the issuance of a bond in the amount of \$12,090,000 for the purpose of purchasing water rights for use in connection with County water projects and paying all costs pertaining to the issuance of the bonds.

Capital Outlay GRT 2010A - BDD – To account for the issuance of a bond in the amount of \$21,215,000 to be used for construction of the Buckman Direct Diversion Project.

Capital Outlay GRT 2010B - BDD – To account for the issuance of a bond in the amount of \$10,195,000 for the purpose defraying a portion of the cost of constructing the Buckman Direct Diversion Project and paying all costs pertaining to the issuance of the bonds.

General Obligation Bond (GOB) Series 2011 - R,W,OS,SW,F Imp. & Refunding Fund – To account for a \$17.5 million bond issue for the purpose of refunding GOB 2001A and improving open spaces; trails and parks; County roads; fire safety facilities; water projects and waste transfer. The debt on this bond is paid with property taxes through the General Obligation Bond Debt Service Fund.

Equipment Loan Proceeds – To account for low-interest loans from the NMFA to purchase capital equipment. Payments on equipment loans are made through the Equipment Loan Debt Service Fund (403).

General Obligation Bond (GOB) Series 2001 - Roads/Fire – To account for an \$8.5 million bond issue of which \$4.5 million is for the purpose of buying land, construction, remodeling, and making additions to County buildings used for public safety purposes and for fire equipment and facilities. \$4.0 million of the bond is for buying land and constructing buildings for public works (road maintenance, solid waste). The debt on this bond is paid through property taxes through the General Obligation Bond Debt Service Fund.

Facility Bond 1997 - Public Safety – To establish and account for revenue from the \$6.0 million Gross Receipts Tax subordinate 1997-A bond, designated for the construction of the new Sheriff and Fire Facility. This facility is essentially complete and the current fiscal year budget expends the remainder of bond proceeds from construction and building fixtures. Debt is retired on this bond in the GRT Debt Service Fund.

Fire Tax Revenue Bond Proceeds– To establish and account for revenue from the \$2.2 million Fire Protection Bond, designated for construction of fire facilities and the purchase of firefighting equipment. Debt retirement of this bond is through payments from the 14 cent Fire Excise Tax on Gross Receipts in the Fire Tax Debt Service Fund.

General Obligation Bonds (GOB) Series 2001 - Open Space– To account for the proceeds from the 1999 Open Space Bonds and 2001 Open Space Bonds. Retirement of the debt is financed through property taxes.

**STATE OF NEW MEXICO
SANTA FE COUNTY
Combining Balance Sheet
Nonmajor Capital Project Funds
June 30, 2012**

	Community Development Block Grants	Capital Projects- Federal	Road Projects	Special Appropriations & Other Projects
ASSETS				
Cash and investments	\$ 295	-	537,800	-
Cash and investments - restricted	-	-	-	-
Receivables (net of allowance for uncollectible)	-	-	-	-
Accounts receivable	-	-	-	-
Taxes receivable	-	-	-	-
Interest receivable	-	-	-	-
Grantor agencies receivable	9,016	50,222	401,010	443,494
Mortgages receivable	-	-	-	-
Down Payment Assistance receivable	-	-	-	-
Prepays & other	-	-	-	-
Due from other funds	-	-	-	-
Notes Receivable	-	-	-	-
Total Assets	\$ 9,311	50,222	938,810	443,494
LIABILITIES				
Accounts payable	-	-	28,960	21,432
Accrued wages and benefits	-	-	-	-
Deposits held for others	-	-	-	-
Deferred revenue	4,471	-	196,037	6,446
Other current liabilities	-	-	-	-
Due to other funds	-	50,222	-	260,849
Total Liabilities	4,471	50,222	224,997	288,727
FUND BALANCE				
Nonspendable	-	-	-	-
Restricted	4,840	-	713,813	154,767
Committed	-	-	-	-
Assigned	-	-	-	-
Unassigned	-	-	-	-
Total Fund Balance	4,840	-	713,813	154,767
Total Liabilities and Fund Balance	\$ 9,311	50,222	938,810	443,494

GOB Series 2005 Roads/Water	GOB Series 2007A-Judicial	GOB Series 2007B-Roads/Water	Capital Outlay GRT Series 2008-Judicial	GOB Series 2008-BDD	GOB Series 2009- R,W,OS,SW,F
1,033,065	3,174,113	375,438	16,974,134	1,775	4,367,030
-	-	-	-	-	-
-	-	-	-	-	-
-	-	-	-	-	-
-	-	-	-	-	-
-	-	-	-	-	-
-	-	-	-	-	-
-	-	-	-	-	-
-	-	-	-	-	-
1,033,065	3,174,113	375,438	16,974,134	1,775	4,367,030
-	131,752	-	1,553,583	-	23,192
-	-	-	-	-	2,497
-	-	-	-	-	-
-	-	-	-	-	-
-	2,517,803	68,744	-	-	18,763
-	2,649,555	68,744	1,553,583	-	44,452
-	-	-	-	-	-
1,033,065	524,558	306,694	15,420,551	1,775	4,322,578
-	-	-	-	-	-
-	-	-	-	-	-
-	-	-	-	-	-
1,033,065	524,558	306,694	15,420,551	1,775	4,322,578
1,033,065	3,174,113	375,438	16,974,134	1,775	4,367,030

**STATE OF NEW MEXICO
SANTA FE COUNTY
Combining Balance Sheet
Nonmajor Capital Project Funds
June 30, 2012
(Concluded)**

	Capital Outlay GRT Series 2009- Water Rights	Capital Outlay GRT 2010A-BDD	Capital Outlay GRT 2010B-BDD	GOB Series 2011- R,W,OS,SW,F Imp & Ref.
ASSETS				
Cash and investments	58,956	\$ 47,435	4,328,382	14,740,492
Cash and investments - restricted	-	-	-	-
Receivables (net of allowance for uncollectible)	-	-	-	-
Accounts receivable	-	-	-	-
Taxes receivable	-	-	-	-
Interest receivable	-	-	-	-
Grantor agencies receivable	-	-	-	-
Mortgages receivable	-	-	-	-
Down Payment Assistance receivable	-	-	-	-
Prepays & other	-	-	-	-
Due from other funds	-	-	-	-
Notes Receivable	-	-	-	-
Total Assets	58,956	\$ 47,435	4,328,382	14,740,492
LIABILITIES				
Accounts payable	-	\$ 3,509	-	4,534
Accrued wages and benefits	-	-	-	4,123
Deposits held for others	-	-	-	-
Deferred revenue	-	-	-	-
Other current liabilities	-	-	-	-
Due to other funds	-	-	2,965,168	219,792
Total Liabilities	-	3,509	2,965,168	228,449
FUND BALANCE				
Nonspendable	-	-	-	-
Restricted	58,956	43,926	1,363,214	14,512,043
Committed	-	-	-	-
Assigned	-	-	-	-
Unassigned	-	-	-	-
Total Fund Balance	58,956	43,926	1,363,214	14,512,043
Total Liabilities and Fund Balance	58,956	\$ 47,435	4,328,382	14,740,492

Equipment Loan Proceeds	GOB Series 2001-Roads/Fire	Facility Bond 1997-Public Safety	Fire Tax Revenue Bond Proceeds	GOB Series 2001-Open Space	Total Nonmajor Capital Project Funds
57,977	123,996	556,363	86,776	10,378	46,474,405
-	-	-	-	-	-
-	-	-	-	-	-
-	-	-	-	-	-
-	-	-	-	-	-
-	-	-	-	-	903,742
-	-	-	-	-	-
-	-	-	-	-	-
-	-	-	-	-	-
-	-	-	-	-	-
57,977	123,996	556,363	86,776	10,378	47,378,147
17,166	8,046	-	-	-	1,792,174
-	-	-	-	-	6,620
-	-	-	-	-	-
-	-	-	-	-	206,954
-	-	-	-	-	-
-	-	-	-	-	6,101,341
17,166	8,046	-	-	-	8,107,089
-	-	-	-	-	-
40,811	115,950	556,363	86,776	10,378	39,271,058
-	-	-	-	-	-
-	-	-	-	-	-
-	-	-	-	-	-
40,811	115,950	556,363	86,776	10,378	39,271,058
57,977	123,996	556,363	86,776	10,378	47,378,147

**STATE OF NEW MEXICO
SANTA FE COUNTY**
Combining Statement of Revenues, Expenditures, and Changes in Fund Balance
Nonmajor Capital Project Funds
For the Fiscal Year Ended June 30, 2012

	Community Development Block Grants	Capital Projects- Federal	Road Projects	Special Appropriations & Other Projects
REVENUES				
Property taxes	\$ -	-	-	-
Gross receipts taxes	-	-	-	-
Other taxes & assessments	-	-	-	-
Licenses, permits, & fees	-	-	-	-
Charges for services	-	-	-	-
Fines & forfeitures	-	-	-	-
Interest earnings	-	-	-	-
Federal grants	-	261,280	825,981	-
State grants	-	120,720	-	1,046,040
Other	-	-	-	-
Intergovernmental	-	-	-	-
Total Revenues	-	382,000	825,981	1,046,040
EXPENDITURES				
General government	-	-	-	-
Public safety	-	-	-	-
Culture & recreation	-	-	-	-
Public works	-	-	-	-
Highways & streets	-	-	1,017,131	-
Health & welfare	-	-	-	-
Housing	-	-	-	-
Capital improvements	-	261,280	-	1,193,434
Total Expenditures	-	261,280	1,017,131	1,193,434
Excess of Revenues Over (Under) Expenditures	-	120,720	(191,150)	(147,394)
OTHER FINANCING SOURCES (USES)				
Transfers from other funds	-	-	-	47,939
Transfers to other funds	-	-	-	-
Net Other Financing Sources (Uses)	-	-	-	47,939
Net change in fund balance	-	120,720	(191,150)	(99,455)
<i>Fund Balance, beginning of period</i>	4,840	(120,720)	904,963	254,222
Fund Balance, end of period	\$ 4,840	-	713,813	154,767

GOB Series 2005 Roads/Water	GOB Series 2007A- Judicial	GOB Series 2007B- Roads/Water	Capital Outlay GRT Series 2008-Judicial	GOB Series 2008- BDD	GOB Series 2009- R,W,OS,SW,F
-	-	-	-	-	-
-	-	-	-	-	-
-	-	-	-	-	-
-	-	-	-	-	-
-	-	-	58,453	-	-
71	12,639	37	-	-	33,692
-	-	-	-	-	-
-	-	-	-	-	-
-	-	-	-	-	-
-	-	-	-	-	-
71	12,639	37	58,453	-	33,692
-	-	-	-	-	-
-	-	-	-	-	39,442
-	-	-	-	-	1,201,346
-	-	-	-	-	-
19,389	-	184	11,152,542	-	-
-	-	-	-	-	-
-	-	-	-	-	-
-	3,254,152	10,923	1,626,717	-	1,850,553
19,389	3,254,152	11,107	12,779,259	-	3,091,341
(19,318)	(3,241,513)	(11,070)	(12,720,806)	-	(3,057,649)
-	-	-	73,134	-	-
-	-	-	(379,026)	-	-
-	-	-	(305,892)	-	-
(19,318)	(3,241,513)	(11,070)	(13,026,698)	-	(3,057,649)
1,052,383	3,766,071	317,764	28,447,249	1,775	7,380,227
1,033,065	524,558	306,694	15,420,551	1,775	4,322,578

STATE OF NEW MEXICO
SANTA FE COUNTY
Combining Statement of Revenues, Expenditures, and Changes in Fund Balance
Nonmajor Capital Project Funds
For the Fiscal Year Ended June 30, 2012

	Capital Outlay GRT Series 2009- Water Rights	Capital Outlay GRT 2010A-BDD	Capital Outlay GRT 2010B-BDD	GOB Series 2011- R,W,OS,SW,F Imp & Ref.
REVENUES				
Property taxes	-	-	-	-
Gross receipts taxes	-	-	-	-
Other taxes & assessments	-	-	-	-
Licenses, permits, & fees	-	-	-	-
Charges for services	-	-	-	-
Fines & forfeitures	-	-	-	29,255
Interest earnings	6	-	3,723	-
Federal grants	-	-	-	-
State grants	-	-	-	-
Other	-	-	-	-
Intergovernmental	-	-	-	-
Total Revenues	6	-	3,723	29,255
EXPENDITURES				
General government	-	-	-	-
Public safety	-	-	-	-
Culture & recreation	-	-	-	-
Public works	-	-	-	41,318
Highways & streets	-	-	-	298,891
Health & welfare	-	-	-	-
Housing	-	-	-	-
Capital improvements	-	3,509	2,226,775	830,085
Total Expenditures	-	3,509	2,226,775	1,170,294
Excess of Revenues Over (Under) Expenditures	6	(3,509)	(2,223,052)	(1,141,039)
OTHER FINANCING SOURCES (USES)				
Transfers from other funds	-	-	-	-
Transfers to other funds	-	-	-	-
Net Other Financing Sources (Uses)	-	-	-	-
Net change in fund balance	6	(3,509)	(2,223,052)	(1,141,039)
Fund Balance, beginning of period	58,950	47,435	3,586,266	15,653,082
Fund Balance, end of period	58,956	\$ 43,926	1,363,214	14,512,043

<u>Equipment Loan Proceeds</u>	<u>GOB Series 2001-Roads/Fire</u>	<u>Facility Bond 1997-Public Safety</u>	<u>Fire Tax Revenue Bond Proceeds</u>	<u>GOB Series 2001-Open Space</u>	<u>Total Nonmajor Capital Project Funds</u>
-	-	-	-	-	-
-	-	-	-	-	-
-	-	-	-	-	-
-	-	-	-	-	-
-	-	-	-	-	-
-	-	-	-	-	87,708
-	10	56	10	124	50,368
-	-	-	-	-	1,087,261
-	-	-	-	-	1,166,760
-	-	-	-	-	-
-	-	-	-	-	-
-	-	-	-	-	-
-	10	56	10	124	2,392,097
21,625	-	-	-	-	21,625
-	-	-	-	-	39,442
-	-	-	-	-	1,201,346
-	-	-	-	-	41,318
-	-	-	-	-	12,488,137
-	-	-	-	-	-
-	-	-	-	-	-
-	31,565	1,327	209	8,517	11,299,046
21,625	31,565	1,327	209	8,517	25,090,914
(21,625)	(31,555)	(1,271)	(199)	(8,393)	(22,698,817)
-	-	-	-	8,517	129,590
-	-	-	-	-	(379,026)
-	-	-	-	8,517	(249,436)
(21,625)	(31,555)	(1,271)	(199)	124	(22,948,253)
62,436	147,505	557,634	86,975	10,254	62,219,311
40,811	115,950	556,363	86,776	10,378	39,271,058

STATE OF NEW MEXICO
SANTA FE COUNTY
Non-Major Capital Projects Funds
Schedule of Revenues, Expenditures, and Changes in Fund Balance-Budget and Actual
Capital Projects - Federal
For the Fiscal Year Ended June 30, 2012

	<u>Budgeted Amounts</u>		<u>Non - GAAP Actual</u>	<u>Variance Favorable (Unfavorable) Final to Actual</u>
	<u>Original</u>	<u>Final</u>		
Revenues				
Grants	\$ 382,000	\$ 261,280	\$ 331,778	\$ 70,498
Gross Receipts Taxes	-	-	-	-
Other	-	-	-	-
Total Revenues	<u>382,000</u>	<u>261,280</u>	<u>331,778</u>	<u>\$ 70,498</u>
Cash balance carryforward				
Total	<u>\$ 382,000</u>	<u>\$ 261,280</u>		
Expenditures				
General Government	\$ -	\$ -	-	\$ -
Public Works	-	-	-	-
Highways & Streets	-	-	-	-
Capital Improvements	382,000	261,280	211,058	50,222
Debt service -	-	-	-	-
Bond issuance & other administrative costs	-	-	-	-
Total Expenditures	<u>\$ 382,000</u>	<u>\$ 261,280</u>	<u>211,058</u>	<u>\$ 50,222</u>
Other Financing Sources (Uses)				
Issuance of general obligation bonds	\$ -	\$ -	-	\$ -
Premium on sale of bonds	-	-	-	-
Transfers from other funds	-	-	-	-
Transfers to other funds	-	-	-	-
Total Other Financing Sources (Uses)	<u>\$ -</u>	<u>\$ -</u>	<u>-</u>	<u>\$ -</u>
Net Change in Fund Balance - Budgetary Basis			120,720	
Reconciliation to change in fund balance - GAAP Basis				
Revenue accruals, net of prior year revenue reversals			50,222	
Adjustments to expenditures for modified accrual purposes			(50,222)	
Outstanding encumbrances recorded as budgetary expenditures - not for GAAP purposes			-	
Change in fund balance - GAAP basis			<u>\$ 120,720</u>	

STATE OF NEW MEXICO
SANTA FE COUNTY
Non-Major Capital Projects Funds
Schedule of Revenues, Expenditures, and Changes in Fund Balance-Budget to Actual
Road Projects
For the Fiscal Year Ended June 30, 2012

	Budgeted Amounts		Non - GAAP Actual	Variance Favorable (Unfavorable) Final to Actual
	Original	Final		
Revenues				
Grants	\$ 60,294	\$ 330,148	\$ 776,521	\$ 446,373
Gross Receipts Taxes	-	-	-	-
Other	-	-	10	10
Intergovernmental	-	-	-	-
Total Revenues	<u>60,294</u>	<u>330,148</u>	<u>776,531</u>	<u>\$ 446,383</u>
Cash balance carryforward	-	3,202		
Total	<u>\$ 60,294</u>	<u>\$ 333,350</u>		
Expenditures				
General Government	\$ -	\$ -	-	\$ -
Public Works	-	-	-	-
Highways & Streets	60,294	1,538,555	1,179,288	359,267
Capital Improvements	-	-	-	-
Debt service -	-	-	-	-
Bond issuance & other administrative costs	-	-	-	-
Total Expenditures	<u>\$ 60,294</u>	<u>\$ 1,538,555</u>	<u>1,179,288</u>	<u>\$ 359,267</u>
Other Financing Sources (Uses)				
Issuance of general obligation bonds	\$ -	\$ -	-	\$ -
Premium on sale of bonds	-	-	-	-
Transfers from other funds	-	-	-	-
Transfers to other funds	-	-	-	-
Total Other Financing Sources (Uses)	<u>\$ -</u>	<u>\$ -</u>	<u>-</u>	<u>\$ -</u>
Net Change in Fund Balance - Budgetary Basis			(402,757)	
Reconciliation to change in fund balance - GAAP Basis				
Revenue accruals, net of prior year revenue reversals			240,566	
Adjustments to expenditures for modified accrual purposes			(28,959)	
Outstanding encumbrances recorded as budgetary expenditures - not for GAAP purposes			-	
			<u>Change in fund balance - GAAP basis</u>	<u>\$ (191,150)</u>

STATE OF NEW MEXICO
SANTA FE COUNTY
Non-Major Capital Projects Funds
Schedule of Revenues, Expenditures, and Changes in Fund Balance-Budget to Actual
Special Appropriations & Other Projects
For the Fiscal Year Ended June 30, 2012

	<u>Budgeted Amounts</u>		<u>Non - GAAP Actual</u>	Variance Favorable (Unfavorable) Final to Actual
	<u>Original</u>	<u>Final</u>		<u>Final to Actual</u>
Revenues				
Grants	\$ 442,431	\$ 877,947	\$ 1,633,507	\$ 755,560
Gross Receipts Taxes	-	-	-	-
Charges for Services	-	-	-	-
Other	-	-	-	-
Intergovernmental	-	-	-	-
Total Revenues	<u>442,431</u>	<u>877,947</u>	<u>1,633,507</u>	<u>\$ 755,560</u>
Cash balance carryforward	-	108,103		
Total	<u>\$ 442,431</u>	<u>\$ 986,050</u>		
Expenditures				
General Government	\$ -	\$ -	-	\$ -
Public Works	-	-	-	-
Highways & Streets	-	129,693	300	129,393
Capital Improvements	442,431	1,521,179	1,219,301	301,878
Debt service -	-	-	-	-
Bond issuance & other administrative costs	-	-	-	-
Total Expenditures	<u>\$ 442,431</u>	<u>\$ 1,650,872</u>	<u>1,219,601</u>	<u>\$ 431,271</u>
Other Financing Sources (Uses)				
Issuance of general obligation bonds	\$ -	\$ -	-	\$ -
Premium on sale of bonds	-	-	-	-
Transfers from other funds	-	47,939	47,939	-
Transfers to other funds	-	-	-	-
Total Other Financing Sources (Uses)	<u>\$ -</u>	<u>\$ 47,939</u>	<u>47,939</u>	<u>\$ -</u>
Net Change in Fund Balance - Budgetary Basis			461,845	
Reconciliation to change in fund balance - GAAP Basis				
Revenue accruals, net of prior year revenue reversals			-	
Adjustments to expenditures for modified accrual purposes			(561,300)	
Outstanding encumbrances recorded as budgetary expenditures - not for GAAP purposes			-	
Change in fund balance - GAAP basis			<u>\$ (99,455)</u>	

STATE OF NEW MEXICO
SANTA FE COUNTY
Non-Major Capital Projects Funds
Schedule of Revenues, Expenditures, and Changes in Fund Balance-Budget to Actual
GOB Series 2005 - Roads/Water
For the Fiscal Year Ended June 30, 2012

	Budgeted Amounts		Non - GAAP Actual	Variance Favorable (Unfavorable) Final to Actual
	Original	Final		
Revenues				
Grants	\$ -	\$ -	\$ -	\$ -
Gross Receipts Taxes	-	-	-	-
Other	-	-	71	71
Intergovernmental	-	-	-	-
Total Revenues	-	-	71	\$ 71
Cash balance carryforward	110,544	242,511		
Total	\$ 110,544	\$ 242,511		
 Expenditures				
General Government	\$ -	\$ -	-	\$ -
Public Works	-	-	-	-
Highways & Streets	-	151,358	19,389	131,969
Capital Improvements	110,544	98,998	-	98,998
Debt service -				
Bond issuance & other administrative costs	-	-	-	-
Total Expenditures	\$ 110,544	\$ 250,356	19,389	\$ 230,967
 Other Financing Sources (Uses)				
Issuance of general obligation bonds	\$ -	\$ -	-	\$ -
Premium on sale of bonds	-	-	-	-
Transfers from other funds	-	-	-	-
Transfers to other funds	-	-	-	-
Total Other Financing Sources (Uses)	\$ -	\$ -	-	\$ -
Net Change in Fund Balance - Budgetary Basis			(19,318)	
Reconciliation to change in fund balance - GAAP Basis				
Revenue accruals, net of prior year revenue reversals			-	
Adjustments to expenditures for modified accrual purposes			-	
Outstanding encumbrances recorded as budgetary expenditures - not for GAAP purposes			-	
Change in fund balance - GAAP basis			\$ (19,318)	

STATE OF NEW MEXICO
SANTA FE COUNTY
Non-Major Capital Projects Funds
Schedule of Revenues, Expenditures, and Changes in Fund Balance-Budget to Actual
GOB Series 2007A - Judicial
For the Fiscal Year Ended June 30, 2012

	Budgeted Amounts		Non - GAAP Actual	Variance Favorable (Unfavorable) Final to Actual
	Original	Final		
Revenues				
Grants	-	\$ -	\$ -	\$ -
Gross Receipts Taxes	-	-	-	-
Other	-	-	12,639	12,639
Intergovernmental	-	-	-	-
Total Revenues	-	-	12,639	\$ 12,639
Cash balance carryforward	200,000	255,273		
Total	<u>\$ 200,000</u>	<u>\$ 255,273</u>		
Expenditures				
General Government	\$ -	\$ -	-	\$ -
Public Works	-	-	-	-
Highways & Streets	-	-	-	-
Capital Improvements	200,000	4,538,489	4,082,643	455,846
Debt service -				
Bond issuance & other administrative costs	-	-	-	-
Total Expenditures	<u>\$ 200,000</u>	<u>\$ 4,538,489</u>	<u>4,082,643</u>	<u>\$ 455,846</u>
Other Financing Sources (Uses)				
Issuance of general obligation bonds	\$ -	\$ -	-	\$ -
Premium on sale of bonds	-	-	-	-
Transfers from other funds	-	-	-	-
Transfers to other funds	-	-	-	-
Total Other Financing Sources (Uses)	<u>\$ -</u>	<u>\$ -</u>	<u>-</u>	<u>\$ -</u>
Net Change in Fund Balance - Budgetary Basis			(4,070,004)	
Reconciliation to change in fund balance - GAAP Basis				
Revenue accruals, net of prior year revenue reversals			936,140	
Adjustments to expenditures for modified accrual purposes			(107,649)	
Outstanding encumbrances recorded as budgetary expenditures - not for GAAP purposes			-	
			<u>Change in fund balance - GAAP basis</u>	<u>\$ (3,241,513)</u>

STATE OF NEW MEXICO
SANTA FE COUNTY
Non-Major Capital Projects Funds
Schedule of Revenues, Expenditures, and Changes in Fund Balance-Budget to Actual
GOB Series 2007B - Roads/Water
For the Fiscal Year Ended June 30, 2012

	Budgeted Amounts		Non - GAAP Actual	Variance Favorable (Unfavorable) Final to Actual
	Original	Final		
Revenues				
Grants	\$ -	\$ -	\$ -	\$ -
Gross Receipts Taxes	-	-	-	-
Other	-	-	37	37
Intergovernmental	-	-	-	-
Total Revenues	<u>-</u>	<u>-</u>	<u>37</u>	<u>\$ 37</u>
Cash balance carryforward	46,370	57,296		
Total	<u>\$ 46,370</u>	<u>\$ 57,296</u>		
Expenditures				
General Government	\$ -	\$ -	-	\$ -
Public Works	-	-	-	-
Highways & Streets	46,370	51,612	184	51,428
Capital Improvements	-	10,926	10,923	3
Debt service - Bond issuance & other administrative costs	-	-	-	-
Total Expenditures	<u>\$ 46,370</u>	<u>\$ 62,538</u>	<u>11,107</u>	<u>\$ 51,431</u>
Other Financing Sources (Uses)				
Issuance of general obligation bonds	\$ -	\$ -	-	\$ -
Premium on sale of bonds	-	-	-	-
Transfers from other funds	-	-	-	-
Transfers to other funds	-	-	-	-
Total Other Financing Sources (Uses)	<u>\$ -</u>	<u>\$ -</u>	<u>-</u>	<u>-</u>
Net Change in Fund Balance - Budgetary Basis			(11,070)	
Reconciliation to change in fund balance - GAAP Basis				
Revenue accruals, net of prior year revenue reversals			-	
Adjustments to expenditures for modified accrual purposes			-	
Outstanding encumbrances recorded as budgetary expenditures - not for GAAP purposes			-	
			<u>-</u>	
			(11,070)	
			<u>\$ (11,070)</u>	

STATE OF NEW MEXICO
SANTA FE COUNTY
Non-Major Capital Projects Funds
Schedule of Revenues, Expenditures, and Changes in Fund Balance-Budget to Actual
Capital Outlay GRT Series 2008 - Judicial
For the Fiscal Year Ended June 30, 2012

	<u>Budgeted Amounts</u>		<u>Non - GAAP Actual</u>	Variance Favorable (Unfavorable)
	<u>Original</u>	<u>Final</u>		<u>Final to Actual</u>
Revenues				
Grants	\$ -	\$ -	\$ -	\$ -
Gross Receipts Taxes	-	-	-	-
Other	-	53,803	58,453	4,650
Intergovernmental	-	-	-	-
<i>Total Revenues</i>	<u>-</u>	<u>53,803</u>	<u>58,453</u>	<u>\$ 4,650</u>
Cash balance carryforward	-	325,223		
<i>Total</i>	<u><u>\$ -</u></u>	<u><u>\$ 379,026</u></u>		
 Expenditures				
General Government	\$ -	\$ -	-	\$ -
Public Works	-	-	-	-
Highways & Streets	-	28,406,452	28,122,025	284,427
Capital Improvements	-	73,135	73,134	1
Debt service -				
Bond issuance & other administrative costs	-	-	-	-
<i>Total Expenditures</i>	<u><u>\$ -</u></u>	<u><u>\$ 28,479,587</u></u>	<u><u>28,195,159</u></u>	<u><u>\$ 284,428</u></u>
 Other Financing Sources (Uses)				
Issuance of general obligation bonds	\$ -	\$ -	-	\$ -
Premium on sale of bonds	-	-	-	-
Transfers from other funds	-	73,135	73,134	1
Transfers to other funds	-	(379,026)	(379,026)	-
<i>Total Other Financing Sources (Uses)</i>	<u><u>\$ -</u></u>	<u><u>\$ (305,891)</u></u>	<u><u>(305,892)</u></u>	<u><u>\$ 1</u></u>
 <i>Net Change in Fund Balance - Budgetary Basis</i>			(28,442,598)	
Reconciliation to change in fund balance - GAAP Basis				
Revenue accruals, net of prior year revenue reversals			-	
Adjustments to expenditures for modified accrual purposes			(1,503,362)	
Outstanding encumbrances recorded as budgetary expenditures - not for GAAP purposes			<u>16,919,262</u>	
			<u><u>\$ (13,026,698)</u></u>	

STATE OF NEW MEXICO
SANTA FE COUNTY
Non-Major Capital Projects Funds
Schedule of Revenues, Expenditures, and Changes in Fund Balance-Budget to Actual
GOB Series 2009 - R,W,OS,SW,F
For the Fiscal Year Ended June 30, 2012

	Budgeted Amounts		Non - GAAP Actual	Variance
	Original	Final		Favorable (Unfavorable) Final to Actual
Revenues				
Grants	\$ -	\$ -	\$ -	\$ -
Gross Receipts Taxes	-	-	-	-
Other	-	-	33,692	33,692
Intergovernmental	-	-	-	-
Total Revenues	<u>-</u>	<u>-</u>	<u>33,692</u>	<u>\$ 33,692</u>
Cash balance carryforward	2,767,761	2,799,491		
Total	<u>\$ 2,767,761</u>	<u>\$ 2,799,491</u>		
Expenditures				
General Government	\$ -	\$ -	-	\$ -
Public Works	507,858	507,858	39,442	468,416
Highways & Streets	1,472,045	2,649,049	1,201,346	1,447,703
Capital Improvements	787,858	3,035,465	2,004,477	1,030,988
Debt service -				
Bond issuance & other administrative costs	-	-	-	-
Total Expenditures	<u>\$ 2,767,761</u>	<u>\$ 6,192,372</u>	<u>3,245,265</u>	<u>\$ 2,947,107</u>
Other Financing Sources (Uses)				
Issuance of general obligation bonds	\$ -	\$ -	-	\$ -
Premium on sale of bonds	-	-	-	-
Transfers from other funds	-	-	-	-
Transfers to other funds	-	-	-	-
Total Other Financing Sources (Uses)	<u>\$ -</u>	<u>\$ -</u>	<u>-</u>	<u>\$ -</u>
Net Change in Fund Balance - Budgetary Basis			(3,211,573)	
Reconciliation to change in fund balance - GAAP Basis				
Revenue accruals, net of prior year revenue reversals			153,924	
Adjustments to expenditures for modified accrual purposes			-	
Outstanding encumbrances recorded as budgetary expenditures - not for GAAP purposes			-	
			<u>-</u>	
			<u>\$ (3,057,649)</u>	

STATE OF NEW MEXICO
SANTA FE COUNTY
Non-Major Capital Projects Funds
Schedule of Revenues, Expenditures, and Changes in Fund Balance-Budget to Actual
Capital Outlay GRT Series 2009 - Water Rights
For the Fiscal Year Ended June 30, 2012

	Budgeted Amounts		Non - GAAP Actual	Variance Favorable (Unfavorable) Final to Actual
	Original	Final		
Revenues				
Grants	\$ -	\$ -	\$ -	\$ -
Gross Receipts Taxes	-	-	-	-
Other	-	-	6	6
Total Revenues	-	-	6	6
Cash balance carryforward	-	-		
Total	\$ -	\$ -		
Expenditures				
General Government	\$ -	\$ -	-	\$ -
Public Works	-	-	-	-
Highways & Streets	-	-	-	-
Capital Improvements	-	-	-	-
Debt service -				
Bond issuance & other administrative costs	-	-	-	-
Total Expenditures	\$ -	\$ -	-	\$ -
Other Financing Sources (Uses)				
Issuance of general obligation bonds	\$ -	\$ -	-	\$ -
Premium on sale of bonds	-	-	-	-
Transfers from other funds	-	-	-	-
Transfers to other funds	-	-	-	-
Total Other Financing Sources (Uses)	\$ -	\$ -	-	\$ -
Net Change in Fund Balance - Budgetary Basis			6	
Reconciliation to change in fund balance - GAAP Basis				
Revenue accruals, net of prior year revenue reversals			-	
Adjustments to expenditures for modified accrual purposes			-	
Outstanding encumbrances recorded as budgetary expenditures - not for GAAP purposes			-	
Change in fund balance - GAAP basis			\$ 6	

STATE OF NEW MEXICO
SANTA FE COUNTY
Non-Major Capital Projects Funds
Schedule of Revenues, Expenditures, and Changes in Fund Balance-Budget to Actual
Capital Outlay GRT 2010A - BDD
For the Fiscal Year Ended June 30, 2012

	<u>Budgeted Amounts</u>		<u>Non - GAAP Actual</u>	<u>Variance Favorable (Unfavorable) Final to Actual</u>
	<u>Original</u>	<u>Final</u>		
Revenues				
Grants	\$ -	\$ -	\$ -	\$ -
Gross Receipts Taxes	-	-	-	-
Other	-	-	-	-
Intergovernmental	-	-	-	-
Total Revenues	<u>-</u>	<u>-</u>	<u>-</u>	<u>\$ -</u>
Cash balance carryforward	-	7,701		
Total	<u>\$ -</u>	<u>\$ 7,701</u>		
Expenditures				
General Government	\$ -	\$ -	-	\$ -
Public Works	-	-	-	-
Highways & Streets	-	-	-	-
Capital Improvements	-	7,701	-	7,701
Debt service -				
Bond issuance & other administrative costs	-	-	-	-
Total Expenditures	<u>\$ -</u>	<u>\$ 7,701</u>	<u>-</u>	<u>\$ 7,701</u>
Other Financing Sources (Uses)				
Issuance of general obligation bonds	\$ -	\$ -	-	\$ -
Premium on sale of bonds	-	-	-	-
Transfers from other funds	-	-	-	-
Transfers to other funds	-	-	-	-
Total Other Financing Sources (Uses)	<u>\$ -</u>	<u>\$ -</u>	<u>-</u>	<u>\$ -</u>
Net Change in Fund Balance - Budgetary Basis			-	
Reconciliation to change in fund balance - GAAP Basis				
Revenue accruals, net of prior year revenue reversals			-	
Adjustments to expenditures for modified accrual purposes			(3,509)	
Outstanding encumbrances recorded as budgetary expenditures - not for GAAP purposes			<u>-</u>	
			<u>\$ (3,509)</u>	

STATE OF NEW MEXICO
SANTA FE COUNTY
Non-Major Capital Projects Funds
Schedule of Revenues, Expenditures, and Changes in Fund Balance-Budget to Actual
Capital Outlay GRT 2010B - BDD
For the Fiscal Year Ended June 30, 2012

	Budgeted Amounts		Non - GAAP Actual	Variance Favorable (Unfavorable) Final to Actual
	Original	Final		
Revenues				
Grants	\$ -	\$ -	\$ -	\$ -
Gross Receipts Taxes	-	-	-	-
Other	-	-	3,723	3,723
Intergovernmental	-	-	-	-
Total Revenues	<u>-</u>	<u>-</u>	<u>3,723</u>	<u>\$ 3,723</u>
Cash balance carryforward	-	-		
Total	<u>\$ -</u>	<u>\$ -</u>		
Expenditures				
General Government	\$ -	\$ -	-	\$ -
Public Works	-	-	-	-
Highways & Streets	-	-	-	-
Capital Improvements	-	3,550,832	3,550,832	-
Debt service -				
Bond issuance & other administrative costs	-	-	-	-
Total Expenditures	<u>\$ -</u>	<u>\$ 3,550,832</u>	<u>3,550,832</u>	<u>\$ -</u>
Other Financing Sources (Uses)				
Issuance of general obligation bonds	\$ -	\$ -	-	\$ -
Premium on sale of bonds	-	-	-	-
Transfers from other funds	-	-	-	-
Transfers to other funds	-	-	-	-
Total Other Financing Sources (Uses)	<u>\$ -</u>	<u>\$ -</u>	<u>-</u>	<u>\$ -</u>
Net Change in Fund Balance - Budgetary Basis			(3,547,109)	
Reconciliation to change in fund balance - GAAP Basis				
Revenue accruals, net of prior year revenue reversals			-	
Adjustments to expenditures for modified accrual purposes			-	
Outstanding encumbrances recorded as budgetary expenditures - not for GAAP purposes			<u>1,324,057</u>	
Change in fund balance - GAAP basis			<u>\$ (2,223,052)</u>	

STATE OF NEW MEXICO
SANTA FE COUNTY
Non-Major Capital Projects Funds
Schedule of Revenues, Expenditures, and Changes in Fund Balance-Budget to Actual
GOB Series 2011 - R,W,OS,SW,F Imp. & Refunding
For the Fiscal Year Ended June 30, 2012

	Budgeted Amounts		Non - GAAP Actual	Variance
	Original	Final		Favorable (Unfavorable)
				Final to Actual
Revenues				
Grants	\$ -	\$ -	\$ -	\$ -
Gross Receipts Taxes	-	-	-	-
Other	-	-	29,255	-
Intergovernmental	-	-	-	-
Total Revenues	-	-	29,255	\$ 29,255
Cash balance carryforward	16,400,000	16,400,000		
Total	\$ 16,400,000	\$ 16,400,000		
 Expenditures				
General Government	\$ -	\$ -	-	\$ -
Public Works	7,000,000	7,000,000	649,777	6,350,223
Highways & Streets	3,300,000	3,300,000	298,891	3,001,109
Capital Improvements	6,100,000	6,100,000	830,085	5,269,915
Debt service -	-	-	-	-
Bond issuance & other administrative costs	-	-	-	-
Total Expenditures	\$ 16,400,000	\$ 16,400,000	1,778,753	\$ 14,621,247
 Other Financing Sources (Uses)				
Issuance of general obligation bonds	\$ -	\$ -	-	\$ -
Premium on sale of bonds	-	-	-	-
Transfers from other funds	-	-	-	-
Transfers to other funds	-	-	-	-
Total Other Financing Sources (Uses)	\$ -	\$ -	-	\$ -
 Net Change in Fund Balance - Budgetary Basis			(1,749,498)	
Reconciliation to change in fund balance - GAAP Basis				
Revenue accruals, net of prior year revenue reversals			-	
Adjustments to expenditures for modified accrual purposes			-	
Adjustments related to inflows of resources related to bond issuance			-	
Adjustments related to outflows of resources related to bond issuance			-	
Outstanding encumbrances recorded as budgetary expenditures - not for GAAP purposes			608,459	
Change in fund balance - GAAP basis			\$ (1,141,039)	

STATE OF NEW MEXICO
SANTA FE COUNTY
Non-Major Capital Projects Funds
Schedule of Revenues, Expenditures, and Changes in Fund Balance-Budget to Actual
Equipment Loan Proceeds
For the Fiscal Year Ended June 30, 2012

	<u>Budgeted Amounts</u>		<u>Non - GAAP Actual</u>	Variance Favorable (Unfavorable) Final to Actual
	<u>Original</u>	<u>Final</u>		<u>Final to Actual</u>
Revenues				
Grants	\$ -	\$ 41,400	\$ -	\$ (41,400)
Loan Proceeds	-	4,600	-	(4,600)
Gross Receipts Taxes	-	-	-	-
Other	-	-	-	-
<i>Total Revenues</i>	<u>-</u>	<u>46,000</u>	<u>-</u>	<u><u>\$ (46,000)</u></u>
Cash balance carryforward	<u>-</u>	<u>62,435</u>		
<i>Total</i>	<u><u>\$ -</u></u>	<u><u>\$ 108,435</u></u>		
 Expenditures				
General Government	\$ -	\$ 62,435	7,435	\$ 55,000
Public Works	-	-	-	-
Highways & Streets	-	-	-	-
Capital Improvements	-	4,600	-	4,600
Debt service -				
Bond issuance & other administrative costs	-	-	-	-
<i>Total Expenditures</i>	<u><u>\$ -</u></u>	<u><u>\$ 67,035</u></u>	<u>7,435</u>	<u><u>\$ 59,600</u></u>
 Other Financing Sources (Uses)				
Issuance of general obligation bonds	\$ -	\$ -	-	\$ -
Premium on sale of bonds	-	-	-	-
Transfers from other funds	-	-	-	-
Transfers to other funds	-	-	-	-
<i>Total Other Financing Sources (Uses)</i>	<u><u>\$ -</u></u>	<u><u>\$ -</u></u>	<u>-</u>	<u><u>\$ -</u></u>
 <i>Net Change in Fund Balance - Budgetary Basis</i>			(7,435)	
Reconciliation to change in fund balance - GAAP Basis				
Revenue accruals, net of prior year revenue reversals			-	
Adjustments to expenditures for modified accrual purposes			(14,190)	
Outstanding encumbrances recorded as budgetary expenditures - not for GAAP purposes			<u>-</u>	
			<u><u>\$ (21,625)</u></u>	

SANTA FE COUNTY
Non-Major Capital Projects Funds
Schedule of Revenues, Expenditures, and Changes in Fund Balance-Budget to Actual
GOB Series 2001 - Roads/Fire
For the Fiscal Year Ended June 30, 2012

	<u>Budgeted Amounts</u>		<u>Non - GAAP Actual</u>	<u>Variance Favorable (Unfavorable) Final to Actual</u>
	<u>Original</u>	<u>Final</u>		
Revenues				
Grants	\$ -	\$ -	\$ -	\$ -
Gross Receipts Taxes	-	-	-	-
Other	-	-	10	10
Intergovernmental	-	-	-	-
Total Revenues	<u>-</u>	<u>-</u>	<u>10</u>	<u>\$ 10</u>
Cash balance carryforward	-	31,567		
Total	<u>\$ -</u>	<u>\$ 31,567</u>		
Expenditures				
General Government	\$ -	\$ -	-	\$ -
Public Works	-	-	-	-
Highways & Streets	-	-	-	-
Capital Improvements	-	31,567	31,565	2
Debt service -				
Bond issuance & other administrative costs	-	-	-	-
Total Expenditures	<u>\$ -</u>	<u>\$ 31,567</u>	<u>31,565</u>	<u>\$ 2</u>
Other Financing Sources (Uses)				
Issuance of general obligation bonds	\$ -	\$ -	-	\$ -
Premium on sale of bonds	-	-	-	-
Transfers from other funds	-	-	-	-
Transfers to other funds	-	-	-	-
Total Other Financing Sources (Uses)	<u>\$ -</u>	<u>\$ -</u>	<u>-</u>	<u>\$ -</u>
Net Change in Fund Balance - Budgetary Basis			(31,555)	
Reconciliation to change in fund balance - GAAP Basis				
Revenue accruals, net of prior year revenue reversals			-	
Adjustments to expenditures for modified accrual purposes			-	
Outstanding encumbrances recorded as budgetary expenditures - not for GAAP purposes			-	
			<u>-</u>	
Change in fund balance - GAAP basis			<u>\$ (31,555)</u>	

SANTA FE COUNTY
Non-Major Capital Projects Funds
Schedule of Revenues, Expenditures, and Changes in Fund Balance-Budget to Actual
Fire Tax Revenue Bond Proceeds
For the Fiscal Year Ended June 30, 2012

	Budgeted Amounts		Non - GAAP Actual	Variance
	Original	Final		Favorable (Unfavorable) Final to Actual
Revenues				
Grants	\$ -	\$ -	\$ -	\$ -
Gross Receipts Taxes	-	-	-	-
Other	-	-	10	10
Intergovernmental	-	-	-	-
Total Revenues	<u>-</u>	<u>-</u>	<u>10</u>	<u>\$ 10</u>
Cash balance carryforward	<u>86,969</u>	<u>86,969</u>		
Total	<u>\$ 86,969</u>	<u>\$ 86,969</u>		
Expenditures				
General Government	\$ -	\$ -	-	\$ -
Public Works	-	-	-	-
Highways & Streets	-	-	-	-
Capital Improvements	86,969	86,969	209	86,760
Debt service -				
Bond issuance & other administrative costs	-	-	-	-
Total Expenditures	<u>\$ 86,969</u>	<u>\$ 86,969</u>	<u>209</u>	<u>\$ 86,760</u>
Other Financing Sources (Uses)				
Issuance of general obligation bonds	\$ -	\$ -	-	\$ -
Premium on sale of bonds	-	-	-	-
Transfers from other funds	-	-	-	-
Transfers to other funds	-	-	-	-
Total Other Financing Sources (Uses)	<u>\$ -</u>	<u>\$ -</u>	<u>-</u>	<u>\$ -</u>
Net Change in Fund Balance - Budgetary Basis			(199)	
Reconciliation to change in fund balance - GAAP Basis				
Revenue accruals, net of prior year revenue reversals			-	
Adjustments to expenditures for modified accrual purposes			-	
Outstanding encumbrances recorded as budgetary expenditures - not for GAAP purposes			-	
			<u>Change in fund balance - GAAP basis</u>	<u>\$ (199)</u>

SANTA FE COUNTY
Non-Major Capital Projects Funds
Schedule of Revenues, Expenditures, and Changes in Fund Balance-Budget to Actual
GOB Series 2001 - Open Space
For the Fiscal Year Ended June 30, 2012

	Budgeted Amounts		Non - GAAP Actual	Variance
	Original	Final		Favorable (Unfavorable) Final to Actual
Revenues				
Grants	\$ -	\$ -	\$ -	\$ -
Gross Receipts Taxes	-	-	-	-
Other	-	-	124	124
Intergovernmental	-	-	-	-
Total Revenues	<u>-</u>	<u>-</u>	<u>124</u>	<u>\$ 124</u>
Cash balance carryforward	-	-		
Total	<u>\$ -</u>	<u>\$ -</u>		
Expenditures				
General Government	\$ -	\$ -	-	\$ -
Public Works	-	-	-	-
Highways & Streets	-	-	-	-
Capital Improvements	-	8,517	8,517	-
Debt service -				
Bond issuance & other administrative costs	-	-	-	-
Total Expenditures	<u>\$ -</u>	<u>\$ 8,517</u>	<u>8,517</u>	<u>\$ -</u>
Other Financing Sources (Uses)				
Issuance of general obligation bonds	\$ -	\$ -	-	\$ -
Premium on sale of bonds	-	-	-	-
Transfers from other funds	-	8,517	8,517	-
Transfers to other funds	-	-	-	-
Total Other Financing Sources (Uses)	<u>\$ -</u>	<u>\$ 8,517</u>	<u>8,517</u>	<u>\$ -</u>
Net Change in Fund Balance - Budgetary Basis			124	
Reconciliation to change in fund balance - GAAP Basis				
Revenue accruals, net of prior year revenue reversals			-	
Adjustments to expenditures for modified accrual purposes			-	
Outstanding encumbrances recorded as budgetary expenditures - not for GAAP purposes			-	
			<u>124</u>	
Change in fund balance - GAAP basis			<u>\$ 124</u>	

(This page intentionally left blank)



La Tierra Fire Station – Dedication/Wetdown

Photo by Kristine Mihelcic

AGENCY FUNDS

The following agency funds are maintained by the County.

County Treasurer – To account for collections and payment to the County and other recipient entities of property taxes, interest and penalties billed and collected by the County on their behalf.

Sheriff Forfeiture – To account for assets confiscated during arrests pursuant to Section 30-31- 1-1, NMSA, 1978 Compilation. Property is held until disposed of pursuant to court order.

Bail Bond – To account for bond monies held by the County until legal disposition of the appropriate case.

Sheriff Writ – To account for court judgments issued to the Sheriff's department to collect monies or remove property in satisfaction of said judgments.

Adult Inmate Trust – To account for adult inmate monies held by the County until legal disposition of the appropriate case.

Juvenile Inmate Trust – To account for juvenile inmate monies held by the County until legal disposition of the appropriate case.

Region III Narcotic Task Force – To account for grant monies disbursed by Santa Fe County as fiscal agent, held by the multi-jurisdictional Region III Narcotic Task Force to be used for its initiatives.

STATE OF NEW MEXICO
SANTA FE COUNTY
Combining Statement of Fiduciary Assets and Liabilities-Agency Funds
All Agency Funds
June 30, 2012

	<u>County Treasurer</u>	<u>Sheriff Forfeiture</u>	<u>Bail Bond</u>	<u>Sheriff Writ</u>
ASSETS				
Cash and investments - held in trust	\$ 4,231,001	30,902	276,680	5,269
Property taxes receivable	9,825,672	-	-	-
<i>Total Assets</i>	<u>14,056,673</u>	<u>30,902</u>	<u>276,680</u>	<u>5,269</u>
LIABILITIES				
Deposits held for others	-	30,902	276,680	5,269
Taxes paid in advance	723,770	-	-	-
Due to other Governments	9,825,672	-	-	-
Undistributed taxes to other Governments	3,507,231	-	-	-
<i>Total Liabilities</i>	<u>\$ 14,056,673</u>	<u>30,902</u>	<u>276,680</u>	<u>5,269</u>

Adult Inmate Trust	Juvenile Inmate Trust	Region III Narcotic Task Force	Total
358,615	7,026	-	4,909,493
-	-	-	9,825,672
<u>358,615</u>	<u>7,026</u>	<u>-</u>	<u>14,735,165</u>
358,615	7,026	-	678,492
-	-	-	723,770
-	-	-	9,825,672
-	-	-	3,507,231
<u>358,615</u>	<u>7,026</u>	<u>-</u>	<u>14,735,165</u>

STATE OF NEW MEXICO
SANTA FE COUNTY
Combining Statement of Changes in Fiduciary Assets and Liabilities-Agency Funds
For the Fiscal Year Ended June 30, 2012

	<u>Beginning Balance</u>	<u>Additions</u>	<u>Deletions</u>	<u>Ending Balance</u>
<u>COUNTY TREASURER</u>				
<u>Assets</u>				
Cash and investments	\$ 4,593,695	92,113,228	92,475,922	4,231,001
Property taxes receivable	9,596,152	151,034,455	150,804,935	9,825,672
Total assets	<u>\$ 14,189,847</u>	<u>243,147,683</u>	<u>243,280,857</u>	<u>14,056,673</u>
<u>Liabilities</u>				
Due to other governments	\$ 9,596,152	151,034,455	150,804,935	9,825,672
Taxes paid in advance	660,456	723,770	660,456	723,770
Undistributed taxes to other governments	3,933,239	91,389,458	91,815,466	3,507,231
Total liabilities	<u>\$ 14,189,847</u>	<u>243,147,683</u>	<u>243,280,857</u>	<u>14,056,673</u>
 <u>SHERIFF FORFEITURE</u>				
<u>Assets</u>				
Cash and investments	\$ 30,748	154	-	30,902
Total assets	<u>\$ 30,748</u>	<u>154</u>	<u>-</u>	<u>30,902</u>
<u>Liabilities</u>				
Deposits held for others	\$ 30,748	154	-	30,902
Total liabilities	<u>\$ 30,748</u>	<u>154</u>	<u>-</u>	<u>30,902</u>
 <u>BAIL BOND</u>				
<u>Assets</u>				
Cash and investments	\$ 263,265	13,515	100	276,680
Total assets	<u>\$ 263,265</u>	<u>13,515</u>	<u>100</u>	<u>276,680</u>
<u>Liabilities</u>				
Deposits held for others	\$ 263,265	13,515	100	276,680
Total liabilities	<u>\$ 263,265</u>	<u>13,515</u>	<u>100</u>	<u>276,680</u>
 <u>SHERIFF WRIT</u>				
<u>Assets</u>				
Cash and investments	\$ 5,214	1,835	1,780	5,269
Total assets	<u>\$ 5,214</u>	<u>1,835</u>	<u>1,780</u>	<u>5,269</u>
<u>Liabilities</u>				
Deposits held for others	\$ 5,214	1,835	1,780	5,269
Total liabilities	<u>\$ 5,214</u>	<u>1,835</u>	<u>1,780</u>	<u>5,269</u>

(Continued)

	<u>Beginning Balance</u>	<u>Additions</u>	<u>Deletions</u>	<u>Ending Balance</u>
<u>ADULT INMATE TRUST</u>				
<u>Assets</u>				
Cash and investments	\$ 324,076	747,899	713,360	358,615
Total assets	<u>\$ 324,076</u>	<u>747,899</u>	<u>713,360</u>	<u>358,615</u>
<u>Liabilities</u>				
Deposits held for others	\$ 324,076	747,899	713,360	358,615
Total liabilities	<u>\$ 324,076</u>	<u>747,899</u>	<u>713,360</u>	<u>358,615</u>
<u>JUVENILE INMATE TRUST</u>				
<u>Assets</u>				
Cash and investments	\$ 6,676	3,176	2,826	7,026
Total assets	<u>\$ 6,676</u>	<u>3,176</u>	<u>2,826</u>	<u>7,026</u>
<u>Liabilities</u>				
Deposits held for others	\$ 6,676	3,176	2,826	7,026
Total liabilities	<u>\$ 6,676</u>	<u>3,176</u>	<u>2,826</u>	<u>7,026</u>
<u>REGION III NARCOTIC TASK FORCE</u>				
<u>Assets</u>				
Cash and investments	\$ 1,191	-	1,191	-
Total assets	<u>\$ 1,191</u>	<u>-</u>	<u>1,191</u>	<u>-</u>
<u>Liabilities</u>				
Deposits held for others	\$ 1,191	-	1,191	-
Total liabilities	<u>\$ 1,191</u>	<u>-</u>	<u>1,191</u>	<u>-</u>
<u>TOTAL AGENCY FUNDS</u>				
<u>Assets</u>				
Cash and investments	\$ 5,224,865	92,879,807	93,195,179	4,909,493
Property taxes receivable	9,596,152	151,034,455	150,804,935	9,825,672
Total assets	<u>\$ 14,821,017</u>	<u>243,914,262</u>	<u>244,000,114</u>	<u>14,735,165</u>
<u>Liabilities</u>				
Due to other governments	\$ 9,596,152	151,034,455	150,804,935	9,825,672
Deposits held for others	631,170	766,579	719,257	678,492
Taxes paid in advance	660,456	723,770	660,456	723,770
Undistributed taxes to other governments	3,933,239	91,389,458	91,815,466	3,507,231
Total liabilities	<u>\$ 14,821,017</u>	<u>243,914,262</u>	<u>244,000,114</u>	<u>14,735,165</u>

(This page intentionally left blank)



Photo by Jennifer Jaramillo

STATISTICAL SECTION

(This page intentionally left blank)



Cerrillos Hills State Park

Photo by Kristine Mihelcic

STATISTICAL SECTION

The statistical section presents financial statement trends as well as detailed financial and operational information not available elsewhere in the report. The statistical section is intended to enhance the reader's understanding of the information presented in the financial statements, notes to the financial statements and other supplementary information presented in this report. The statistical section is comprised of the five categories of statistical information presented below.

Financial Trends

These schedules contain information on financial trends to help the reader understand how the County's financial position and financial activities have changed over time.

Revenue Capacity

These schedules contain information to help the reader assess the factors affecting the County's ability to generate revenue.

Debt Capacity

These schedules contain information to help the reader evaluate the County's current levels of outstanding debt as well as assess the County's ability to make debt-payments and/or issue additional debt in the future.

Demographic and Economic Information

These schedules present various demographic and economic indicators to help the reader understand the environment in which the County's financial activities take place and to help make comparisons with other Counties.

Operating Information

These schedules contain information about the County's operations and various resources to help the reader draw conclusions as to how the County's financial information relates to the services provided by the County.

Due to cost considerations for the accumulation of data, the County has elected to present less than ten years of data, or data from less than nine years prior, for certain statistical schedules. This information will be accumulated and reported each year until the complete ten years of data is presented.

(This page intentionally left blank)



Photo Jennifer Jaramillo

**STATE OF NEW MEXICO
SANTA FE COUNTY
NET ASSETS BY COMPONENT
LAST TEN FISCAL YEARS
(Unaudited)**

	2003	2004	2005	2006	2007	2008	2009	2010	2011	2012
Governmental Activities										
Invested in capital assets, net of related debt	\$ (4,015,297)	\$ (6,206,711)	\$ (5,774,104)	\$ 15,402,611	\$ 24,256,510	\$ 30,223,432	\$ 2,884,066	\$ 87,213,314	\$ 132,366,999	\$ 124,639,859
Restricted	41,625,309	32,005,804	36,484,671	46,739,368	50,320,041	106,382,250	72,252,546	48,069,112	30,985,985	30,678,614
Unrestricted	20,087,099	40,492,176	45,748,780	55,082,637	74,390,083	41,576,792	105,925,754	20,398,095	10,217,681	50,408,078
Total Governmental Activities Net Assets	<u>\$ 57,697,111</u>	<u>\$ 66,291,269</u>	<u>\$ 76,459,347</u>	<u>\$ 117,224,616</u>	<u>\$ 148,966,634</u>	<u>\$ 178,182,474</u>	<u>\$ 181,062,366</u>	<u>\$ 155,680,521</u>	<u>\$ 173,570,665</u>	<u>\$ 205,726,551</u>
Business-Type Activities										
Invested in capital assets, net of related debt	\$ (3,152,050)	\$ (2,555,851)	\$ (966,454)	\$ 5,880,142	\$ 6,795,016	\$ 24,647,903	\$ 67,869,959	\$ 130,494,479	\$ 141,600,472	\$ 142,676,638
Restricted	4,376,128	2,449,600	2,049,600	2,387,579	2,387,579	2,249,600	-	-	2,058,886	-
Unrestricted	4,609,789	8,470,867	13,032,671	15,026,541	18,952,595	21,088,303	10,701,894	12,475,204	11,576,930	10,301,147
Total Business-Type Activities Net Assets	<u>\$ 5,833,867</u>	<u>\$ 8,364,616</u>	<u>\$ 14,115,817</u>	<u>\$ 23,294,262</u>	<u>\$ 28,135,190</u>	<u>\$ 47,985,806</u>	<u>\$ 78,571,853</u>	<u>\$ 142,969,683</u>	<u>\$ 155,236,288</u>	<u>\$ 152,977,785</u>
Primary Government										
Invested in capital assets, net of related debt	\$ (7,167,347)	\$ (8,762,562)	\$ (6,740,558)	\$ 21,282,753	\$ 31,051,526	\$ 54,871,335	\$ 70,754,025	\$ 217,707,793	\$ 273,967,471	\$ 267,316,497
Restricted	46,001,437	34,455,404	38,534,271	49,126,947	52,707,620	108,631,850	72,252,546	48,069,112	33,044,871	30,678,614
Unrestricted	24,696,888	48,963,043	58,781,451	70,109,178	93,342,678	62,665,095	116,627,648	32,873,299	21,794,611	60,709,225
Total Primary Government Net Assets	<u>\$ 63,530,978</u>	<u>\$ 74,655,885</u>	<u>\$ 90,575,164</u>	<u>\$ 140,518,878</u>	<u>\$ 177,101,824</u>	<u>\$ 226,168,280</u>	<u>\$ 259,634,219</u>	<u>\$ 298,650,204</u>	<u>\$ 328,806,953</u>	<u>\$ 358,704,336</u>

Source:
County Financial Records

**STATE OF NEW MEXICO
SANTA FE COUNTY
CHANGES IN NET ASSETS
LAST TEN FISCAL YEARS
(Concluded)
(Unaudited)**

	2003	2004	2005	2006	2007	2008	2009	2010	2011	2012
GENERAL REVENUE AND OTHER CHANGES IN NET ASSETS										
Government Activities:										
Taxes:										
Property Taxes	\$ 26,454,452	\$ 30,983,137	\$ 32,291,493	\$ 39,207,706	\$ 41,815,900	\$ 46,843,268	\$ 52,590,671	\$ 57,662,387	\$ 59,288,429	\$ 58,895,564
Gross Receipt Taxes	22,254,763	24,525,628	26,933,587	32,550,085	35,791,058	48,941,331	41,464,519	42,920,336	37,989,774	44,474,820
Other Taxes	1,530,537	2,331,286	1,358,130	2,249,213	2,250,058	2,194,386	2,050,446	2,029,969	6,531,461	9,531,409
Investment Income	1,730,532	1,095,262	1,673,837	3,951,150	6,695,660	8,159,358	5,560,567	4,115,458	2,244,503	1,891,471
Other	1,047,657	589,244	723,852	515,308	1,073,790	246,436	796,363	-	-	-
Contribution not Restricted to a Specific Program	-	-	2,882,460	1,508,735	4,444,260	1,268,029	1,579,734	-	-	-
Transfers	(3,744,516)	(8,554,124)	(13,520,701)	(18,781,331)	(12,501,579)	(29,779,281)	(36,787,138)	(54,111,862)	(21,031,925)	1,172,352
Total Government Activities	<u>49,273,425</u>	<u>50,970,433</u>	<u>52,342,658</u>	<u>61,200,866</u>	<u>79,569,147</u>	<u>77,873,527</u>	<u>67,255,162</u>	<u>52,616,288</u>	<u>85,022,242</u>	<u>115,965,616</u>
Business-Type Activities:										
Investment Income	151,564	242,511	178,945	191,709	284,761	286,131	69,993	29,894	23,788	-
Other	-	53,565	16,648	17,688	31,180	18,727	18,440	-	-	-
Transfers	3,744,516	8,554,124	13,520,701	18,781,331	12,501,579	29,779,281	36,787,138	54,111,862	21,031,925	2,021,089
Total Business-Type Activities	<u>3,896,080</u>	<u>8,850,200</u>	<u>13,716,294</u>	<u>18,990,728</u>	<u>12,817,520</u>	<u>30,084,139</u>	<u>36,875,571</u>	<u>54,141,756</u>	<u>21,055,713</u>	<u>2,021,089</u>
Total Primary Government	<u>\$ 53,169,505</u>	<u>\$ 59,820,633</u>	<u>\$ 66,058,952</u>	<u>\$ 80,191,594</u>	<u>\$ 92,386,667</u>	<u>\$ 107,957,666</u>	<u>\$ 104,130,733</u>	<u>\$ 106,758,044</u>	<u>\$ 106,077,955</u>	<u>\$ 117,986,705</u>
Changes in Net Assets										
Governmental Activities	15,053,455	13,512,528	8,741,752	14,312,531	31,742,018	28,412,211	(6,057,882)	(27,317,066)	5,746,486	32,155,886
Business-Type Activities	(565,056)	1,881,077	5,751,201	9,178,445	4,840,928	19,850,616	38,950,936	53,484,859	20,512,369	(2,258,972)
Total Primary Governmental Net Expenses	<u>\$ 14,488,399</u>	<u>\$ 15,393,605</u>	<u>\$ 14,492,953</u>	<u>\$ 23,490,976</u>	<u>\$ 36,582,946</u>	<u>\$ 48,262,827</u>	<u>\$ 32,893,054</u>	<u>\$ 26,167,793</u>	<u>\$ 26,258,855</u>	<u>\$ 29,896,914</u>

Source: County Financial Records

Notes: ¹ Jail Operations transitioned from a Business-Type Activity in FY 2008 to a Governmental Activity in FY 2009

STATE OF NEW MEXICO
SANTA FE COUNTY
FUND BALANCES OF GOVERNMENTAL FUNDS
LAST TEN FISCAL YEARS
(Unaudited)

	2003	2004	2005	2006	2007	2008	2009	2010	2011	2012
General Fund										
Reserved	\$ 9,456,149	\$ 1,533,395	\$ 1,915,499	\$ 2,231,266	\$ 2,564,302	\$ 3,677,892	\$ 3,225,140	\$ 2,850,794	\$ -	\$ -
Unreserved	9,677,446	19,443,600	20,016,893	25,349,875	35,993,649	41,472,345	39,468,457	41,355,518	-	-
Restricted:										
Debt Service	-	-	-	-	-	-	-	-	(a) 1,866,606	1,892,867
Statutory budget reserve	-	-	-	-	-	-	-	-	(a) 14,794,284	15,129,222
Committed:										
Contingency reserve above requirement	-	-	-	-	-	-	-	-	(a) 7,500,000	7,500,000
Loan guarantee - Santa Fe Studios	-	-	-	-	-	-	-	-	(a) 6,500,000	6,500,000
Unassigned	-	-	-	-	-	-	-	-	(a) 27,549,516	40,580,299
Total General Fund	<u>\$ 19,133,595</u>	<u>\$ 20,976,995</u>	<u>\$ 21,932,392</u>	<u>\$ 27,581,141</u>	<u>\$ 38,557,951</u>	<u>\$ 45,150,237</u>	<u>\$ 42,693,597</u>	<u>\$ 44,206,312</u>	<u>\$ 58,210,406</u>	<u>\$ 71,602,388</u>
All Other Governmental Funds:										
Reserved	\$ 7,384,211	\$ 8,424,509	\$ 10,209,579	\$ 17,502,057	\$ 26,960,654	\$ 29,417,005	\$ 75,966,770	\$ 49,585,177	\$ -	\$ -
Unreserved, Reported In:										
Special Revenue Funds	16,782,333	15,119,601	18,251,633	17,833,766	23,150,533	34,919,466	47,650,133	28,530,071	-	-
Contingency	-	-	-	2,129,729	2,129,729	-	-	-	-	-
Capital Project Funds	17,458,765	25,859,778	29,829,873	45,914,444	63,988,066	61,050,512	61,175,396	21,813,323	-	-
Debt Service Funds	-	-	-	-	-	-	-	4,837,427	-	-
Undesignated	-	2,085,580	25,000	25,000	(614,659)	(823,300)	(1,061,149)	64,171,872	-	-
Nonspendable	-	-	-	-	-	-	-	-	(a) 25,702	19,833
Restricted	-	-	-	-	-	-	-	-	(a) 143,095,697	120,973,383
Committed	-	-	-	-	-	-	-	-	(a) 3,435,410	2,222,121
Unassigned	-	-	-	-	-	-	-	-	(a) (2,687,962)	-
Total All Other Governmental Funds	<u>\$ 41,625,309</u>	<u>\$ 51,489,468</u>	<u>\$ 58,316,085</u>	<u>\$ 83,404,996</u>	<u>\$ 115,614,323</u>	<u>\$ 124,563,683</u>	<u>\$ 183,731,150</u>	<u>\$ 168,937,870</u>	<u>\$ 143,868,847</u>	<u>\$ 123,215,337</u>

Source:
County Financial Records

Notes:
(a) Santa Fe County has implemented the formatting of GASB 54 starting with Fiscal Year 2011.
We have not restated the previous years balances.

**STATE OF NEW MEXICO
SANTA FE COUNTY
CHANGES IN FUND BALANCES, GOVERNMENTAL FUNDS
LAST TEN FISCAL YEARS
(Unaudited)**

	2003	2004	2005	2006	2007	2008	2009	2010	2011	2012
REVENUES										
Taxes:										
Property	\$ 25,328,463	\$ 30,656,690	\$ 31,842,177	\$ 38,245,048	\$ 42,039,060	\$ 45,625,793	\$ 51,428,462	\$ 56,460,921	\$ 59,817,141	\$ 57,916,764
Gross Receipts	16,740,590	23,651,210	25,868,952	31,465,766	35,791,058	48,941,331	41,464,519	42,920,336	37,989,774	44,474,820
Other Taxes and Assessments	6,810,365	3,294,729	3,276,316	3,532,301	2,250,058	2,194,386	2,050,446	2,030,905	6,080,728	9,531,409
Grants & Intergovernmental	10,611,948	10,300,055	7,270,757	9,270,192	13,709,969	13,806,021	12,656,310	14,934,481	23,060,363	15,968,273
Investment Income	1,730,532	1,095,262	1,673,837	3,951,150	6,695,660	8,159,358	5,560,567	4,115,458	2,244,503	1,891,471
Charges for Services	5,253,836	6,804,330	8,492,270	9,828,097	13,361,248	11,464,484	19,052,797	7,522,821	6,326,762	7,723,117
Other Revenues	1,964,667	589,244	749,472	515,308	1,073,790	246,436	796,363	253,334	1,575,697	2,653,109
Total Revenues	<u>68,440,402</u>	<u>76,391,519</u>	<u>79,173,781</u>	<u>96,807,862</u>	<u>114,920,843</u>	<u>130,437,809</u>	<u>133,009,464</u>	<u>128,238,256</u>	<u>137,094,968</u>	<u>140,158,963</u>
EXPENDITURES										
General Government	15,383,657	12,896,405	14,761,290	15,773,920	18,633,142	18,870,405	17,683,987	21,622,087	21,100,147	19,755,009
Public Safety	15,974,022	8,341,061	9,224,181	10,298,115	12,078,181	18,682,029	44,431,832	37,150,273	42,322,285	44,075,273
Highways & Streets	5,159,163	10,639,924	5,540,885	7,282,509	6,244,351	7,376,605	9,864,709	10,005,831	14,951,665	14,332,689
Health & Welfare	7,671,873	11,290,112	17,472,342	19,768,659	22,758,268	19,182,217	18,321,745	16,515,782	12,594,831	24,907,574
Culture & Recreation	369,699	560,373	458,811	436,995	843,040	819,822	939,209	1,377,620	10,567,112	4,571,600
Economic Development	286,446	-	289,758	316,602	271,025	2,121,000	591,807	-	-	-
Housing	-	-	-	-	-	-	-	-	3,284,034	2,952,147
Capital Outlay	5,326,547	6,509,987	8,269,860	16,904,862	14,248,138	46,400,083	58,273,266	77,254,411	37,422,591	16,966,734
Debt Service:										
Principal	3,136,398	3,773,599	3,120,590	3,454,565	7,878,684	7,641,915	10,364,731	8,975,000	12,106,332	11,729,972
Interest	4,118,734	3,883,285	3,757,538	3,568,515	4,262,283	4,726,094	6,625,861	8,983,979	9,438,259	9,239,266
Issuance Costs & Other	22,123	18,306	29,275	166,245	94,113	124,103	342,296	734,314	192,831	62,579
Total Expenditures	<u>57,448,662</u>	<u>57,913,052</u>	<u>62,924,530</u>	<u>77,970,987</u>	<u>87,311,225</u>	<u>125,944,273</u>	<u>167,439,443</u>	<u>182,619,297</u>	<u>163,980,087</u>	<u>148,592,843</u>
Excess (deficiency) of										
Revenue over Expenditures	<u>10,991,740</u>	<u>18,478,467</u>	<u>16,249,251</u>	<u>18,836,875</u>	<u>27,609,618</u>	<u>4,493,536</u>	<u>(34,429,979)</u>	<u>(54,381,041)</u>	<u>(26,885,119)</u>	<u>(8,433,880)</u>
Other Finance Sources (Uses)										
Transfer from other Funds	\$ 10,821,207	\$ 5,699,980	\$ 4,253,910	\$ 7,437,995	\$ 4,647,026	\$ 8,387,078	\$ 26,028,217	\$ 47,716,485	\$ 11,502,436	\$ 15,744,564
Transfer to other Funds	(14,565,723)	(14,254,104)	(14,516,530)	(18,597,746)	(16,183,445)	(19,900,780)	(27,697,075)	(52,486,395)	(12,933,600)	(14,572,212)
Proceeds from Refunding Issue	-	-	-	8,604,656	-	-	-	2,890,369	23,719	-
Payment to Refunded Bonds Escrow Agent	-	-	-	(8,556,109)	-	-	-	(13,899,584)	-	-
Premium on Sales of Bonds	-	-	-	-	-	-	-	-	227,635	-
Loan Proceeds	-	-	-	-	-	-	-	-	500,000	-
Proceeds from Bonds	-	-	-	20,894,899	25,033,237	20,045,151	79,889,485	57,005,000	16,500,000	-
Total Other Financing Sources (Uses)	<u>(3,744,516)</u>	<u>(8,554,124)</u>	<u>(10,262,620)</u>	<u>9,783,695</u>	<u>13,496,818</u>	<u>8,531,449</u>	<u>78,220,627</u>	<u>41,225,875</u>	<u>15,820,190</u>	<u>1,172,352</u>
Net change in fund balances	<u>\$ 7,247,224</u>	<u>\$ 9,924,343</u>	<u>\$ 5,986,631</u>	<u>\$ 28,620,570</u>	<u>\$ 41,106,436</u>	<u>\$ 13,024,985</u>	<u>\$ 43,790,648</u>	<u>\$ (13,155,166)</u>	<u>\$ (11,064,929)</u>	<u>\$ (7,261,528)</u>
Debt service as a percentage of noncapital expenditures	12.36%	13.47%	11.27%	8.42%	13.57%	8.11%	9.09%	9.24%	12.01%	12.01%

Source:
County Financial Records

STATE OF NEW MEXICO
SANTA FE COUNTY
GROSS RECEIPT TAX RATES
LAST FIVE FISCAL YEARS (TEN PERIODS)
(Unaudited)

Governmental Entity	Location Code	July - Dec, 2007	Jan - June, 2008	July - Dec, 2008	Jan - June, 2009	July - Dec, 2009	Jan - June, 2010	July - Dec, 2010	Jan - June, 2011	July - Dec, 2011	Jan - June, 2012
Edgewood	01-320	7.5625%	7.6250%	7.6250%	7.6250%	7.7500%	7.7500%	7.8750%	7.8750%	7.8750%	7.8750%
Espanola (Santa Fe County)	01-226	7.8750%	7.9375%	8.1875%	8.1875%	8.3125%	8.3125%	8.4375%	8.4375%	8.4375%	8.4375%
Espanola/Santa Clara Grant ^{(1)a}	01-903	7.8750%	7.9375%	8.1875%	8.1875%	8.3125%	8.3125%	8.4375%	8.4375%	8.4375%	8.4375%
Espanola/Santa Clara Grant ^{(2)a}	01-904	7.8750%	7.9375%	8.1875%	8.1875%	8.3125%	8.3125%	8.4375%	8.4375%	8.4375%	8.4375%
Kewa Pueblo ⁽¹⁾ - Formerly Santo Domingo Pueblo	01-973	No Tax Rate	6.6250%	6.6250%	6.3750%	6.5000%	6.5000%	6.6250%	6.6250%	6.6250%	6.6250%
Kewa Pueblo ⁽²⁾ - Formerly Santo Domingo Pueblo	01-974	No Tax Rate	6.6250%	6.6250%	6.3750%	6.5000%	6.5000%	6.6250%	6.6250%	6.6250%	6.6250%
Nambe Pueblo ⁽¹⁾	01-951	6.5625%	6.6250%	6.6250%	6.3750%	6.5000%	6.5000%	6.6250%	6.6250%	6.6250%	6.6250%
Nambe Pueblo ⁽²⁾	01-952	6.5625%	6.6250%	6.6250%	6.3750%	6.5000%	6.5000%	6.6250%	6.6250%	6.6250%	6.6250%
Pojoaque Pueblo ⁽¹⁾	01-961	6.5625%	6.6250%	6.6250%	6.3750%	6.5000%	6.5000%	6.6250%	6.6250%	6.6250%	6.6250%
Pojoaque Pueblo ⁽²⁾	01-962	6.5625%	6.6250%	6.6250%	6.3750%	6.5000%	6.5000%	6.6250%	6.6250%	6.6250%	6.6250%
Pueblo de Cochiti ⁽¹⁾	01-971	6.5625%	6.6250%	6.6250%	6.3750%	6.5000%	6.5000%	6.6250%	6.6250%	6.6250%	6.6250%
Pueblo de Cochiti ⁽²⁾	01-972	6.5625%	6.6250%	6.6250%	6.3750%	6.5000%	6.5000%	6.6250%	6.6250%	6.6250%	6.6250%
Santa Clara Pueblo ⁽¹⁾	01-901	6.5625%	6.6250%	6.6250%	6.3750%	6.5000%	6.5000%	6.6250%	6.6250%	6.6250%	6.6250%
Santa Clara Pueblo ⁽²⁾	01-902	6.5625%	6.6250%	6.6250%	6.3750%	6.5000%	6.5000%	6.6250%	6.6250%	6.6250%	6.6250%
Santa Fe (City)	01-123	7.8750%	7.9375%	7.9375%	7.9375%	8.0625%	8.0625%	8.1875%	8.1875%	8.1875%	8.1875%
Santa Fe Indian School/Nineteen Pueblos of NM ⁽¹⁾	01-907	No Tax Rate	No Tax Rate	No Tax Rate	No Tax Rate	No Tax Rate	No Tax Rate	No Tax Rate	8.1875%	8.1875%	8.1875%
Santa Fe Indian School/Nineteen Pueblos of NM ⁽²⁾	01-908	No Tax Rate	No Tax Rate	No Tax Rate	No Tax Rate	No Tax Rate	No Tax Rate	No Tax Rate	8.1875%	8.1875%	8.1875%
Pueblo of Tesuque ⁽¹⁾	01-953	No Tax Rate	No Tax Rate	No Tax Rate	No Tax Rate	No Tax Rate	No Tax Rate	No Tax Rate	No Tax Rate	6.6250%	6.6250%
Pueblo of Tesuque ⁽²⁾	01-954	No Tax Rate	No Tax Rate	No Tax Rate	No Tax Rate	No Tax Rate	No Tax Rate	No Tax Rate	No Tax Rate	6.6250%	6.6250%
Remainder of County	01-001	6.5625%	6.6250%	6.6250%	6.3750%	6.5000%	6.5000%	6.6250%	6.6250%	6.6250%	6.6250%

Source:
State of New Mexico, Taxation & Revenue Department

Notes:
(1) Sales to tribal entities or members
(2) Sales to tribal non-members by tribal non-members
a Businesses located on Pueblo land within the city limit

The State of New Mexico receives the first 5% of the GRT; the remainder is specific to the government entity and the County.
(This rate changed to 5.125% starting January, 2010)

STATE OF NEW MEXICO
SANTA FE COUNTY
GROSS RECEIPTS TAX COLLECTIONS
LAST TEN FISCAL YEARS
(Unaudited)

	2003	2004	2005	2006	2007	2008	2009	2010	2011	2012
GENERAL FUND	\$ 3,948,286	\$ 4,172,065	\$ 4,328,478	\$ 4,717,621	\$ 4,820,373	\$ 5,250,840	\$ 4,884,472	\$ 4,512,497	\$ 4,383,915	\$ 4,522,525
INDIGENT	3,948,286	4,172,065	4,328,478	4,717,621	4,820,373	5,250,840	4,884,472	4,512,497	4,383,915	4,522,555
HEALTH CARE/EMS	3,948,286	4,172,065	4,328,478	4,717,621	4,820,373	5,250,942	4,884,472	4,512,497	4,383,915	4,522,525
ENVIRONMENTAL	688,760	739,869	769,389	817,949	879,006	977,465	915,639	822,479	677,749	650,840
INFRASTRUCTURE	686,171	735,024	767,168	816,042	875,565	976,949	914,739	822,185	677,567	650,572
FIRE ⁽¹⁾	1,377,906	1,479,527	1,538,771	1,635,893	1,758,013	1,954,930	1,347,288	63,354	52,738	47,314
CAPITAL OUTLAY ⁽²⁾	2,142,896	8,180,595	8,562,865	9,150,906	9,602,024	10,479,955	9,751,323	9,015,473	8,761,470	9,040,335
CORRECTIONS ⁽³⁾	-	-	1,245,324	4,516,493	4,731,246	5,227,015	4,863,969	4,500,931	4,372,212	4,512,508
GENERAL FUND (1/16TH) ⁽⁴⁾	-	-	-	375,620	2,410,186	2,625,420	2,442,212	2,256,248	2,191,958	2,261,262
EMERGENCY & MEDICAL ⁽⁵⁾	-	-	-	-	-	7,514,986	8,682,477	7,938,027	7,722,808	7,973,863
REGIONAL TRANSIT DISTRICT ⁽⁶⁾	-	-	-	-	-	-	-	3,204,905	3,834,023	3,971,276
EQUALIZATION ⁽⁷⁾	-	-	-	-	-	-	-	273,845	271,917	512,493
TOTAL GRT COLLECTED	\$ 16,740,590	\$ 23,651,210	\$ 25,868,952	\$ 31,465,766	\$ 34,717,158	\$ 45,509,342	\$ 43,571,064	\$ 38,956,187	\$ 41,714,187	\$ 43,188,068

Source:
County Financial Records

- Notes:
- (1) The Fire GRT Sunsetting in June 2009; taxes collected after this date are due to delinquent payments.
 - (2) The Capital Outlay GRT went into effect starting in January 2003
 - (3) The Correctional GRT went into effect starting in January 2005
 - (4) The General Fund additional 1/16th GRT went into effect starting in January 2006
 - (5) The Emergency & Medical GRT went into effect starting in July 2007
 - (6) The Regional Transit District GRT went into effect starting in July 2009.
 - (7) The Equalization GRT was started by the state in FY 2010 to help smaller counties that do not generate extensive GRT collections.

STATE OF NEW MEXICO
SANTA FE COUNTY
FEDERAL AND STATE FUNDS RECEIVED (INTERGOVERNMENTAL)
LAST TEN FISCAL YEARS
(Unaudited)

RECIPIENT DEPT./DIVISION	2003	2004	2005	2006	2007	2008	2009	2010	2011	2012
FEDERAL										
Payment in Lieu of Taxes	\$ 361,608	\$ 404,390	\$ 414,771	\$ 426,443	\$ 433,475	\$ 431,194	\$ 424,817	\$ 257,782	\$ 701,166	\$ 670,806
Taylor Grazing	2,757	786	822	938	950	880	714	737	1,078	1,036
Health & Human Services	651,453	590,638	302,672	319,017	292,958	181,391	-	-	-	-
Land Use/Economic Development	-	-	-	-	-	-	28,329	31,671	217,231	308,135
Road Projects	40,435	40,921	41,453	42,406	42,830	42,743	69,605	69,549	63,814	776,521
Fire	47,255	28,074	38,276	136,769	149,477	150,722	137,283	109,313	229,914	470,529
Sheriff	491,368	606,656	552,156	479,235	506,607	596,453	488,451	1,161,577	646,234	748,384
Water/Wastewater Projects	601,250	-	-	-	-	-	-	-	-	-
Corrections	66,791	46,965	35,473	26,897	101,001	185,870	119,856	87,790	123,054	118,922
Housing	3,041,570	2,834,979	3,111,545	3,352,305	2,876,274	3,121,271	2,979,270	3,195,679	4,139,887	2,797,592
Public Works/Projects & Facilities	520,560	15,626	133,875	300,000	480,822	51,861	55,100	3,600	78,366	416,572
Total Federal Funds Received	5,825,047	4,569,034	4,631,044	5,084,009	4,884,395	4,762,385	4,303,425	4,917,697	6,200,744	6,308,496
STATE										
Lodger's Tax Advisory Board	14,000	13,500	10,000	9,000	-	-	5,000	4,000	2,850	2,100
Health & Human Services	522,199	543,244	1,121,182	989,056	684,106	728,419	595,324	1,534,665	855,669	1,203,143
DWI Prevention	731,254	784,290	778,405	418,306	821,834	1,051,826	1,134,017	1,129,088	1,122,172	1,125,077
Land Use/Economic Development	-	27,500	-	24,321	5,891	18,419	3,247	39,156	4,768,890	4,594,667
Road Projects	1,263,750	417,014	388,355	893,201	1,231,041	400,429	2,177,789	3,000,021	245,447	-
Solid Waste	39,296	2,279	5,000	1,972	-	-	-	-	70,255	60,605
Fire	1,117,834	1,173,022	1,097,040	1,179,737	1,586,337	2,377,903	2,645,199	2,372,404	2,577,328	2,507,752
Clerk	-	-	-	-	-	-	-	10,200	-	5,950
Sheriff	150,851	124,010	127,412	146,056	76,500	189,664	470,186	180,691	552,436	146,683
Water/Wastewater Projects	91,400	-	-	70,297	-	-	52,703	-	-	-
Housing	-	-	-	-	-	26,511	77,973	218,058	110,153	98,694
Corrections	4,814	-	14,317	620,508	174,915	59,692	1,391	-	-	-
RECC	-	-	-	-	-	15,113	4,073	19,762	7,191	17,002
Public Works/Projects & Facilities	55,937	405,520	645,559	543,772	1,935,003	5,507,747	2,359,499	1,906,144	3,093,885	1,633,508
Total State Funds Received	3,991,334	3,490,379	4,187,270	4,896,228	6,515,627	10,375,724	9,526,403	10,414,191	13,406,276	11,395,182
TOTAL INTERGOVERNMENTAL FUNDS	\$ 9,816,381	\$ 8,059,413	\$ 8,818,314	\$ 9,980,237	\$ 11,400,021	\$ 15,138,109	\$ 13,829,827	\$ 15,331,888	\$ 19,607,020	\$ 17,703,678

Source:
County Financial Records

STATE OF NEW MEXICO
SANTA FE COUNTY
TAXABLE VALUE OF PROPERTY
LAST TEN TAX YEARS
(Unaudited)

<u>Tax Year</u>	<u>Land</u>	<u>Improvements</u>	<u>Personal Property</u>	<u>Manufactured Homes</u>	<u>State Assessed Property</u>	<u>Livestock</u>	<u>Exemptions</u>	<u>Total Taxable Value</u>	<u>Estimated Fair Market Value</u>
2002	1,336,877,516	2,286,871,137	74,608,981	43,972,232	88,160,331	1,322,723	(41,929,929)	3,789,882,991	11,495,438,761
2003	1,385,161,475	2,518,258,081	71,435,563	43,748,312	85,532,236	1,126,856	(52,019,329)	4,053,243,194	12,315,787,569
2004	1,489,737,116	2,744,373,252	74,865,780	45,069,390	78,818,625	1,492,914	(59,762,372)	4,374,594,705	13,303,071,231
2005	1,654,986,091	3,088,794,100	77,731,177	45,944,803	84,806,674	1,758,318	(66,679,684)	4,887,341,479	14,862,063,489
2006	1,819,334,132	3,437,062,333	83,859,044	45,489,768	90,254,347	1,486,907	(72,471,765)	5,405,014,766	16,432,459,593
2007	2,090,684,817	3,841,567,285	78,645,363	39,010,403	99,486,137	1,541,647	(76,044,905)	6,074,890,747	18,452,806,956
2008	2,159,573,905	4,141,055,798	179,454,878 ^(a)	40,117,353	94,684,911	1,878,466	(77,788,303)	6,538,977,008	19,850,295,933
2009	2,260,016,760	4,363,742,547	71,683,058	41,121,260	90,225,478	1,477,137	(123,648,548)	6,704,617,692	20,484,798,719
2010	2,244,425,979	4,552,624,252	67,451,594	38,167,770	114,007,489	1,334,387	(127,269,418)	6,890,742,053	21,054,034,412
2011	2,202,382,329	4,615,982,628	62,480,943	33,738,479	119,745,937	1,569,237	(139,404,337)	6,896,495,216	21,107,698,659

Source:
County Assessor's Information

Note:
The Estimated Fair Market Value is three times the Taxable Value

(a) The Assessed Personal Property Value included an overstated valuation due to clerical error.
This error was corrected in December 2008 (within tax year 2008)

STATE OF NEW MEXICO
SANTA FE COUNTY
PRINCIPAL PROPERTY TAX PAYERS
CURRENT TAX YEAR AND TEN YEARS PRIOR
(Unaudited)

<u>Taxpayer</u>	<u>Business</u>	<u>Tax Year 2011</u>			<u>Tax Year 2002</u>		
		<u>Taxable Value</u>	<u>Rank</u>	<u>Percentage of Total Taxable Value</u>	<u>Taxable Value</u>	<u>Rank</u>	<u>Percentage of Total Taxable Value</u>
Public Service Co. of NM	Electric Utility	\$ 40,920,166	1	0.58%	\$ 27,705,621	1	0.40%
Qwest Corporation (US West Communications in 2002)	Telephone Utility	16,703,422	2	0.24%	25,239,227	2	0.37%
Canyon Encantado LLC	Real Estate	8,767,923	3	0.12%			
Corporation de La Fonda	Hotel	8,640,233	4	0.12%	4,238,130	8	0.06%
Eldorado Partnership	Hotel	7,805,799	5	0.11%	6,098,167	7	0.09%
LSREF Summer Reo Trust 2009 (Villa Linda Mall in 2002)	Shopping Center	7,113,697	6	0.10%	8,868,609	4	0.13%
New Mexico Gas Company (PNM Gas Services in 2002)	Gas Utility	7,078,996	7	0.10%	7,621,555	5	0.11%
New Mexico Hotels Ltd Partnership	Hotel	6,964,022.33	8	0.10%			
DeVargas Center Associates LLC	Shopping Center	6,833,333	9	0.10%			
Four Lots LLC	Private	6,806,226.67	10	0.10%			
Truzaf Ltd. Partnership	Retail				10,077,177.33	3	0.15%
Zorro Ranch Trust	Ranch				6,227,192	6	0.09%
Burlington Northern & Santa Fe	Railroad				4,184,675	9	0.06%
Segel, Alvin G Trustee of Santa Fe	Private				3,755,874	10	0.05%
Total		<u>\$ 117,633,819</u>		<u>1.67%</u>	<u>\$ 104,016,228</u>		<u>1.51%</u>
Total Taxable Value		7,041,565,365			6,890,742,053		

Source:
County Treasurer's Office

STATE OF NEW MEXICO
SANTA FE COUNTY
PROPERTY TAX RATES (MIL RATES) - DIRECT AND OVERLAPPING
(PER \$1,000 OF ASSESSED VALUATION)
LAST TEN TAX YEARS
(Unaudited)

TAX YEAR	DIRECT RATES		OVERLAPPING RATES										
	STATE OF NEW MEXICO	SANTA FE COUNTY	MUNICIPALITIES		LOCAL SCHOOL DISTRICTS				SPECIAL DISTRICTS				
			CITY OF SANTA FE	CITY OF ESPANOLA	SANTA FE PUBLIC SCHOOLS	POJOAQUE VALLEY SCHOOLS	MORIARTY PUBLIC SCHOOLS	ESPANOLA VALLEY PUBLIC SCHOOLS	SANTA FE COMMUNITY COLLEGE	RANCHO VIEJO	ELDORADO WATER & SEWER	EDGEWOOD SOIL & WATER ^(a)	
2002													
Residential	1.1230	5.3600	0.4680	2.9470	7.5780	11.6500	10.3200	9.0680	3.3180	10.0000	3.6200	1.0000	
Non-Residential	1.1230	9.6480	1.2680	3.2860	7.7980	11.9490	10.4260	9.1260	4.0460	10.0000	3.6200	1.0000	
2003													
Residential	1.5200	6.0760	0.4640	2.7000	7.4880	11.5460	9.9820	7.3040	3.2640	10.0000	0.7820	1.0000	
Non-Residential	1.5200	10.7670	1.2920	3.0130	7.8030	11.8220	10.1840	6.8170	4.0460	10.0000	0.7820	1.0000	
2004													
Residential	1.0280	5.6240	0.4590	2.8070	7.1620	11.8780	10.5520	10.4670	3.2210	10.0000	3.3600	1.0000	
Non-Residential	1.0280	10.8680	1.2660	3.1970	7.4400	12.1840	10.7190	10.0260	4.0460	10.0000	3.3600	1.0000	
2005													
Residential	1.2340	6.3190	0.4400	2.9100	7.0220	11.8820	10.5950	8.8580	4.0460	10.0000	3.3600	0.9620	
Non-Residential	1.2340	11.8240	1.2840	3.3840	7.4430	12.2120	10.7540	8.4520	4.0460	10.0000	3.3600	1.0000	
2006													
Residential	1.2910	6.1470	1.0330	3.0030	6.9990	11.8930	9.5560	7.7780	2.2200	10.0000	3.3600	0.9470	
Non-Residential	1.2910	11.9350	1.9010	3.5120	7.2690	12.2360	9.7140	7.3590	4.0460	10.0000	3.3600	1.0000	
2007													
Residential	1.2210	6.2820	1.0260	2.9400	6.9600	11.8970	9.4590	5.3170	3.1190	10.0000	3.3600	0.9220	
Non-Residential	1.2210	11.8560	1.9450	3.4910	7.2370	12.0410	9.6590	5.3180	4.0300	10.0000	3.3600	1.0000	
2008													
Residential	1.2500	6.4760	1.5160	3.0260	6.9820	11.8960	10.5710	6.1080	3.1600	10.0000	3.3600	0.9280	
Non-Residential	1.2500	12.5000	2.4590	3.7360	7.2470	12.0830	10.7170	6.1200	4.0460	10.0000	3.3600	1.0000	
2009													
Residential	1.1500	6.6000	1.5950	3.1010	7.0380	11.7410	11.3230	5.6830	3.2360	10.0000	3.0600	1.0000	
Non-Residential	1.1500	13.7800	2.8560	3.8560	7.3100	11.9840	11.4640	5.6980	4.0460	10.0000	3.0600	1.0000	
2010													
Residential	1.5300	6.5700	1.7720	3.0620	7.0400	12.5630	11.1260	5.7750	3.2200	10.0000	3.3600	1.0000	
Non-Residential	1.5300	13.7230	3.2470	3.9160	7.3500	12.8320	11.2830	5.7950	4.0150	10.0000	3.3600	1.0000	
2011													
Residential	1.3620	6.7420	1.8780	3.2090	7.1200	11.7540	11.1670	5.7040	3.3140	10.0000	3.3600	1.0000	
Non-Residential	1.3620	13.7010	3.5600	3.8840	7.4850	12.0500	11.3360	5.7720	4.0150	10.0000	3.3600	1.0000	

Source:
State of New Mexico, Department of Taxation & Revenue; Certified by Santa Fe County

Notes:
(a) Edgewood Soil & Water only applies to residents in the unincorporated areas of Edgewood.

(Chart does not include rates for livestock)

STATE OF NEW MEXICO
SANTA FE COUNTY
PROPERTY TAX LEVIES AND COLLECTIONS
LAST TEN TAX YEARS
(Unaudited)

Tax Year	Total Tax Levy for Year ^(a)	Collected within the Tax Year of the Levy		Collections in Subsequent Years	Total Collections to Date	
		Amount	Percentage of Levy		Amount	Percentage of Levy
2002	73,727,186	68,439,359	92.8%	5,179,019	73,618,378	99.9%
2003	82,131,787	76,896,688	93.6%	5,062,010	81,958,698	99.8%
2004	84,702,076	79,824,052	94.2%	4,671,891	84,495,943	99.8%
2005	100,989,803	95,003,813	94.1%	5,680,465	100,684,278	99.7%
2006	105,196,856	99,380,102	94.5%	5,325,653	104,705,755	99.5%
2007	121,467,244	113,646,696	93.6%	7,062,641	120,709,337	99.4%
2008	133,688,164	124,332,592	93.0%	8,303,033	132,635,626	99.2%
2009	142,554,956	132,269,257	92.8%	8,262,437	140,531,694	98.6%
2010	149,219,640	140,663,676	94.3%	4,763,257	145,426,933	97.5%
2011	150,685,186	142,374,476	94.5%	NA	142,374,476	94.5%

Source:
County Treasurer's Office

Notes:
(a) Total Tax Levy is subject to change between years due to omitted bills and corrected bills.

The Year is the tax year based on the date the bill is sent out (i.e. Tax Year 2011 is the billing sent out November 1, 2011)
The Collections are based on the Fiscal Year that ends on June 30 after the tax year
(i.e. Collections within tax year 2011 are through FY 2012 which ended June 30, 2012)

**STATE OF NEW MEXICO
SANTA FE COUNTY
LEGAL DEBT MARGIN INFORMATION
LAST TEN FISCAL YEARS
(UNAUDITED)**

	<u>2003</u>	<u>2004</u>	<u>2005</u>	<u>2006</u>	<u>2007</u>	<u>2008</u>	<u>2009</u>	<u>2010</u>	<u>2011</u>	<u>2012</u>
Debt Limit	\$ 151,315,002	\$ 159,098,666	\$ 162,129,728	\$ 195,527,471	\$ 216,200,590	\$ 239,016,184	\$ 257,771,684	\$ 265,325,270	\$ 271,638,211	\$ 275,859,809
Total Net Debt Applicable to Limit	<u>40,340,000</u>	<u>40,763,998</u>	<u>38,483,998</u>	<u>36,098,998</u>	<u>49,478,998</u>	<u>68,038,998</u>	<u>80,295,000</u>	<u>123,410,000</u>	<u>116,505,000</u>	<u>123,325,000</u>
Legal Debt Margin	<u>\$ 110,975,002</u>	<u>\$ 118,334,668</u>	<u>\$ 123,645,730</u>	<u>\$ 159,428,473</u>	<u>\$ 166,721,592</u>	<u>\$ 170,977,186</u>	<u>\$ 177,476,684</u>	<u>\$ 141,915,270</u>	<u>\$ 155,133,211</u>	<u>\$ 152,534,809</u>
Total Net Debt Applicable to the Limit as a Percentage of Debt Limit	26.66%	25.62%	23.74%	18.46%	22.89%	28.47%	31.15%	46.51%	42.89%	44.71%

Legal Debt Margin Calculation for Fiscal Year 2012

Assessed Value	\$ 6,896,495,216
Debt Limit (4% of total assessed value)	275,859,809
Debt Applicable to Limit:	
General Obligation Bonds	123,325,000
Legal Debt Margin	<u>\$ 152,534,809</u>

Source:
County Financial Records

**STATE OF NEW MEXICO
SANTA FE COUNTY
RATIOS OF OUTSTANDING DEBT BY TYPE
LAST TEN FISCAL YEARS
(UNAUDITED)**

Fiscal Year Ended June 30	Governmental Activities			Total Primary Government	Business Type Activities	Percentage of Personal Income	Ratio of General Obligation Debt to Assessed Property Value	Ratio of Total Debt per Capita
	General Obligation Bonds	Special Revenue Bonds ^(a)	NMFA Loans		Special Revenue Bonds ^(a)			
2003	40,340,000	5,470,000	892,197	46,702,197	28,460,000	1.03%	1.06%	550.09
2004	40,763,998	5,350,000	548,598	46,662,596	28,110,000	0.95%	1.01%	541.01
2005	38,483,998	5,225,000	192,008	43,901,006	27,745,000	0.83%	0.88%	512.36
2006	36,098,998	5,090,000	-	41,188,998	27,045,000	0.72%	0.74%	482.42
2007	49,478,998	4,950,000	572,648	55,001,646	26,310,000	0.91%	0.92%	566.90
2008	68,038,998	4,805,000	290,733	73,134,731	25,535,000	1.58%	1.12%	678.24
2009	80,295,000	29,375,000	505,596	110,175,596	-	2.55%	1.23%	746.78
2010	124,845,000	55,725,000	485,285	181,055,285	43,235,000	3.90%	1.86%	1,501.72
2011	131,785,000	54,520,000	459,191	186,764,191	41,945,000	4.08%	1.91%	1,586.39
2012	123,325,000	53,225,000	433,097	176,983,097	40,395,000	NA	1.79%	1,492.49

Source:
County Financial Records

Notes:
(a) The Correctional System 1997 Special Revenue Bond was considered a business-type activity from FY1998 till FY 2008;
moved to Governmental Activity in FY 2009

NA = Information not available

**STATE OF NEW MEXICO
SANTA FE COUNTY
PLEDGED-REVENUE COVERAGE
LAST TEN FISCAL YEARS
(UNAUDITED)**

Fiscal Year	GENERAL OBLIGATION BONDS					SPECIAL REVENUE BONDS					CORRECTIONAL FACILITY BOND				
	Property Tax Revenues	Debt Service			Coverage	Gross Receipts Revenues	Debt Service			Coverage	Care of Prisoners Revenues	Debt Service			Coverage
		Principal	Interest	Total			Principal	Interest	Total			Principal	Interest	Total	
2003	4,419,256	1,705,000	2,113,575	3,818,575	116%	6,014,952 ^(a)	765,000	369,669	1,134,669	530%	\$ 5,847,364	335,000	1,593,220	1,928,220	303%
2004	5,340,231	1,870,000	1,947,243	3,817,243	140%	6,391,461 ^(a)	895,000	335,751	1,230,751	519%	\$ 4,405,579	350,000	1,578,145	1,928,145	228%
2005	4,399,552	2,280,000	1,879,544	4,159,544	106%	4,328,478 ^(b)	125,000	296,780	421,780	1026%	\$ 4,157,949	365,000	1,562,045	1,927,045	216%
2006	8,692,864	2,385,000	1,781,469	4,166,469	209%	4,717,621 ^(b)	135,000	290,905	425,905	1108%	\$ 4,396,471	700,000	1,544,890	2,244,890	196%
2007	9,293,295	6,730,000	2,442,258	9,172,258	101%	4,820,373 ^(b)	140,000	284,425	424,425	1136%	\$ 4,807,780	735,000	1,511,290	2,246,290	214%
2008	10,866,531	6,440,000	2,957,346	9,397,346	116%	5,250,840 ^(b)	145,000	277,425	422,425	1243%	\$ 4,474,381	775,000	1,474,540	2,249,540	199%
2009	12,177,163	7,743,998	3,871,078	11,615,076	105%	4,884,472 ^(b)	155,000	270,175	425,175	1149%	\$ 2,642,388	810,000	1,435,790	2,245,790	118%
2010	12,501,355	6,385,000	5,305,076	11,690,076	107%	6,768,745 ^(c)	1,435,000	1,628,676	3,063,676	221%	\$ 2,744,885	850,000	1,394,480	2,244,480	122%
2011	22,455,433	16,555,000	4,918,788	21,473,788	105%	13,146,976 ^(d)	1,600,000	3,276,825	4,876,825	270%	\$ 2,474,305	895,000	1,350,280	2,245,280	110%
2012	12,735,865	7,615,000	4,604,638	12,219,638	104%	10,516,016 ^(e)	2,380,407	3,235,085	5,615,492	187%	\$ 2,945,970	945,000	1,303,740	2,248,740	131%

Source:
County Financial Records

- Notes:
- (a) GRT Revenues dedicated to Debt Service are:
Environmental GRT
1st 1/8th General Fund Increment
Fire GRT
 - (b) GRT Revenues dedicated to Debt Service are:
1st 1/8th General Fund Increment
 - (c) GRT Revenues dedicated to Debt Service are:
1st 1/8th General Fund Increment
1/16th General Fund Increment
 - (d) GRT Revenues dedicated to Debt Service are:
1st 1/8th General Fund Increment
1/16th General Fund Increment
Capital Outlay GRT dedicated to Utility projects
 - (e) GRT Revenues dedicated to Debt Service are:
1st 1/8th General Fund Increment
1/16th General Fund Increment
Capital Outlay GRT dedicated to Debt Service Payments

STATE OF NEW MEXICO
SANTA FE COUNTY
DIRECT AND OVERLAPPING GOVERNMENTAL ACTIVITIES DEBT
AS OF JUNE 30, 2012
(UNAUDITED)

	Tax Year 2011 Valuation	General Obligation Debt Outstanding	Applicable to Santa Fe County	County Share of Debt
DIRECT DEBT:				
Santa Fe County	\$ 6,784,438,899	\$ 123,325,000	100.00%	\$ 123,325,000
OVERLAPPING DEBT:				
State of New Mexico	\$ 52,129,268,642	\$ 348,116,100	13.01%	\$ 45,306,072
Municipalities:				
City of Santa Fe	3,620,291,451	27,710,000	100.00%	27,710,000
Town of Edgewood	91,334,571	-	100.00%	-
City of Espanola	232,992,610	-	49.40%	-
School Districts:				
Santa Fe Public Schools	6,255,346,259	115,975,000	100.00%	115,975,000
Pojoaque Valley Schools	178,035,540	6,240,000	100.00%	6,240,000
Moriarty Municipal Schools	714,711,399	22,770,000	65.62%	14,941,256
Espanola Public Schools	531,414,902	9,025,000	21.66%	1,954,774
Santa Fe Community College	6,255,346,259	30,712,122	100.00%	30,712,122
Total Overlapping Debt				\$ 242,839,225
Total Direct & Overlapping Debt				<u>\$ 366,164,225</u>
RATIOS:				
Ratio of Total Direct & Overlapping Debt to 2011 Assessed Valuation:				5.40%
Ratio of Santa Fe County's Outstanding General Obligation Debt to 2011 Estimated Actual Valuation:				1.82%
Per Capita Direct & Overlapping Debt:				\$ 2,514.04

Notes:

Percentage applicable to Santa Fe County is derived by taking the Valuation for the Entity within Santa Fe County divided by the total valuation of the entity for all counties it is a portion of

Source:

Santa Fe County Financial Records
State of New Mexico, Property Tax Division
State of New Mexico, Office of the State Auditor

STATE OF NEW MEXICO
SANTA FE COUNTY
DEMOGRAPHIC INFORMATION
LAST TEN YEARS
(UNAUDITED)

Year	Total Population	Total Personal Income (In Thousands)	Per Capita Personal Income	Unemployment Rate ^(a)	Median Household Income	Housing Units	Births ^(b)	Deaths ^(b)	School Enrollment
2002	134,550	\$ 4,354,307	\$ 32,362	3.9	\$ 42,247	59,079	1,622	794	NA
2003	136,637	4,521,865	33,094	4.4	42,950	59,938	1,652	887	NA
2004	138,208	4,922,278	35,615	4.4	43,727	60,872	1,591	830	NA
2005	137,758	5,278,611	38,318	4.1	45,786	61,777	1,662	892	34,509
2006	142,407	5,717,214	40,147	3.3	50,148	62,782	1,688	904	34,457
2007	142,955	6,030,414	42,184	2.7	51,601	63,780	1,852	943	34,400
2008	143,937	4,640,385	32,239	3.8	55,000	64,289	1,686	507	33,631
2009	147,532	4,317,081	29,262	6.1	52,220	64,632	1,452	916	34,513
2010	144,187	4,641,091	32,188	7.1	52,696	71,267	1,511	988	33,486
2011	145,648	4,577,425	31,428	6.4	49,959	72,218	NA	NA	34,903

Source:

US Dept. of Commerce, US Census Bureau; Estimated values for 2002 - 2009 & 2011

Notes:

(a) Unemployment Rates for the Santa Fe Metropolitan Area

(b) Births & Deaths Information from State of New Mexico, Bureau of Vital Records and Health Statistics

NA = Information Not Available

**STATE OF NEW MEXICO
SANTA FE COUNTY
PRINCIPAL EMPLOYERS
LAST YEAR AND SEVEN YEARS PRIOR
(UNAUDITED)**

Employer	Business	2011			2004		
		Number of Employees	Rank	% of Total Employment	Number of Employees	Rank	% of Total Employment
State of New Mexico	Government	21,046	1	21.71%	9,443	1	15.15%
Los Alamos National Laboratory	Government	11,782	2	12.15%			
Christus St. Vincent Regional Medical Center	Health Care	2,000	3	2.06%	1,450	5	2.33%
Santa Fe Public Schools	Education	2,000	4	2.06%	1,850	2	2.97%
City of Santa Fe	Government	1,486	5	1.53%	1,719	4	2.76%
Santa Fe County	Government	890	6	0.92%	445	10	0.71%
Santa Fe Community College	Education	800	7	0.83%	717	6	1.15%
Hilton SF Golf Resort & Spa at Buffalo Thunder	Gaming/Government	700	8	0.72%			
Santa Fe Opera	Fine Arts	662	9	0.68%	650	7	1.04%
Peters Corporation	Fine Arts	597	10	0.62%			
US Government	Government				1,750	3	2.81%
College of Santa Fe	Education				564	8	0.91%
Cities of Gold Casino	Gaming/Government				470	9	0.75%
Total Top Ten Employers		41,963		43.29%	19,058		30.58%
Total Employment for Santa Fe County		96,937			62,318		

Source:

Santa Fe Chamber of Commerce
(Total Employment for Santa Fe County from US Dept. of commerce, Bureau of Economic Analysis)

Note:

Data prior to 2004 was not available

STATE OF NEW MEXICO
SANTA FE COUNTY
AVERAGE EMPLOYMENT BY INDUSTRY
LAST SEVEN YEARS
(UNAUDITED)

Industry	2005	2006	2007	2008	2009	2010	2011
Agriculture, Forestry, Fishing & Hunting	118	129	122	144	114	113	134
Mining	101	161	155	155	120	101	93
Utilities	NA	NA	261	239	267	265	255
Construction	4,775	5,102	5,088	4,786	3,540	3,160	3,147
Manufacturing	1,227	1,130	1,069	928	815	783	814
Wholesale Trade	1,104	1,148	1,218	1,254	1,114	1,005	978
Retail Trade	8,663	8,846	9,030	9,193	8,630	8,493	8,995
Transportation & Warehousing	621	624	655	922	854	853	826
Information	1,333	1,475	1,954	1,882	1,363	1,297	1,082
Finance & Insurance	1,853	1,909	1,810	1,830	1,780	1,718	1,750
Real Estate, Rental & Leasing	1,035	1,250	1,137	1,005	913	865	836
Professional & Technical Services	2,783	2,819	2,905	2,901	2,701	2,641	2,646
Management of Companies & Enterprises	360	269	250	225	225	223	241
Administrative & Waste Services	2,479	2,306	2,706	2,505	2,044	1,843	2,092
Educational Services	5,461	5,560	5,248	5,003	4,619	4,585	5,151
Health Care & Social Assistance	7,082	6,968	8,123	8,456	8,650	8,963	9,434
Arts, Entertainment & Recreation	2,162	2,058	2,103	2,316	2,309	2,169	2,052
Accommodation & Food Service	8,168	8,344	8,429	8,235	8,179	8,211	8,166
Other Services (Except Public Administration)	2,428	2,405	2,405	2,509	2,368	2,441	2,458
Public Administration	10,565	10,849	10,975	11,226	11,185	10,809	9,638
Total Employment	<u>62,318</u>	<u>63,352</u>	<u>65,643</u>	<u>65,714</u>	<u>61,790</u>	<u>60,538</u>	<u>60,788</u>
Governmental Jobs included above totals	18,353	18,695	18,558	18,757	18,616	18,094	17,168

Source:
New Mexico Department of Workforce Solutions, Economic Research and Analysis Bureau

Notes:
(a) NA - Information not available
(b) Data prior to 2005 was not available

**STATE OF NEW MEXICO
SANTA FE COUNTY
REAL ESTATE - HOME VALUES
FOR LAST YEAR AND SIX YEARS PRIOR
(UNAUDITED)**

Value	2011		2005		CHANGE	
	Number of Homes	Percentage of Total	Number of Homes	Percentage of Total	Number of Homes	Percentage Change
Less than \$50,000	3,423	8.55%	3,008	8.10%	415	13.80%
\$50,000 - \$99,999	1,951	4.87%	1,743	4.69%	208	11.93%
\$100,000 - \$149,999	1,784	4.46%	2,843	7.65%	(1,059)	-37.25%
\$150,000 - \$199,999	4,501	11.24%	4,501	12.11%	-	0.00%
\$200,000 - \$299,999	9,160	22.88%	8,704	23.42%	456	5.24%
\$300,000 - \$499,999	11,188	27.95%	9,544	25.68%	1,644	17.23%
\$500,000 - \$999,999	6,413	16.02%	5,522	14.86%	891	16.14%
\$1,000,000 or More	1,608	4.02%	1,293	3.48%	315	24.36%
Total Homes	40,028	100.00%	37,158	100.00%	2,870	7.72%
Median Value of Home	\$ 292,300		\$ 260,900		\$ 31,400	12.04%

Source:
US Dept. of Commerce, Bureau of Economic Analysis
American Community Survey

Note:
Data prior to 2005 was not available; other than the 2000 Census

**STATE OF NEW MEXICO
SANTA FE COUNTY
HOUSEHOLD INCOME
FOR LAST YEAR AND SIX YEARS PRIOR
(UNAUDITED)**

Value	2011		2005		CHANGE	
	Number of Households	Percentage of Total	Number of Households	Percentage of Total	Number of Households	Percentage Change
Less than \$10,000	4,416	7.25%	4,310	8.16%	106	2.46%
\$10,000 - \$14,999	3,178	5.22%	2,798	5.30%	380	13.58%
\$15,000 - \$24,999	7,972	13.08%	6,068	11.49%	1,904	31.38%
\$25,000 - \$34,999	5,294	8.69%	7,158	13.56%	(1,864)	-26.04%
\$35,000 - \$49,999	9,636	15.81%	8,356	15.83%	1,280	15.32%
\$50,000 - \$74,999	9,750	16.00%	8,417	15.94%	1,333	15.84%
\$75,000 - \$99,999	6,999	11.49%	6,047	11.45%	952	15.74%
\$100,000 - \$149,999	7,367	12.09%	4,774	9.04%	2,593	54.32%
\$150,000 - \$199,999	2,443	4.01%	1,966	3.72%	477	24.26%
\$200,000 or More	3,880	6.37%	2,905	5.50%	975	33.56%
Total Households	60,935	100.00%	52,799	100.00%	8,136	15.41%
Median Income	\$ 49,959		\$ 45,304		\$ 4,655	10.28%

Source:
US Dept. of Commerce, Bureau of Economic Analysis
American Community Survey

Note:
Data prior to 2005 was not available; other than the 2000 Census

STATE OF NEW MEXICO
SANTA FE COUNTY
EDUCATIONAL ATTAINMENT FOR POPULATION 25 YEARS AND OLDER
FOR THE LAST YEAR AND SIX YEARS PRIOR
(UNAUDITED)

Value	2011		2005		CHANGE	
	Number	Percentage of Total	Number	Percentage of Total	Number	Percentage Change
Less than 9th Grade	5,222	5.00%	6,220	6.41%	(998)	-16.05%
9th to 12th Grade, No Diploma	8,691	8.33%	5,944	6.12%	2,747	46.21%
High School Diploma or Equivalent	20,381	19.53%	23,189	23.89%	(2,808)	-12.11%
Some College, No Degree	21,806	20.90%	17,702	18.24%	4,104	23.18%
Associate's Degree	6,468	6.20%	4,492	4.63%	1,976	43.99%
Bachelor's Degree	21,270	20.38%	20,442	21.06%	828	4.05%
Graduate or Professional Degree	20,517	19.66%	19,069	19.65%	1,448	7.59%
Total	104,355		97,058		7,297	7.52%

Source:

US Dept. of Commerce, Bureau of Economic Analysis
American Community Survey

Note:

Data prior to 2005 was not available; other than the 2000 Census

STATE OF NEW MEXICO
SANTA FE COUNTY
SCHOOL ENROLLMENT FOR POPULATION 3 YEARS AND OLDER
FOR THE LAST YEAR AND SIX YEARS PRIOR
(UNAUDITED)

Value	<u>2011</u>		<u>2005</u>		<u>CHANGE</u>	
	Number	Percentage of Total	Number	Percentage of Total	Number	Percentage Change
Nursery School/Preschool	1,861	5.33%	1,559	4.52%	302	19.37%
Kindergarten	2,350	6.73%	2,006	5.81%	344	17.15%
Elementary School (Grades 1-8)	12,786	36.63%	14,322	41.50%	(1,536)	-10.72%
High School (Grades 9-12)	7,444	21.33%	7,041	20.40%	403	5.72%
College or Graduate School	10,462	29.97%	9,581	27.76%	881	9.20%
Total	<u>34,903</u>		<u>34,509</u>		<u>394</u>	<u>1.14%</u>

Source:
US Dept. of Commerce, Bureau of Economic Analysis
American Community Survey

Note:
Data prior to 2005 was not available; other than the 2000 Census

STATE OF NEW MEXICO
SANTA FE COUNTY
POPULATION BY AGE GROUP
FOR THE LAST YEAR AND TEN YEARS PRIOR
(UNAUDITED)

Value	2011		2002		CHANGE	
	Number in Age group	Percentage of Total	Number in Age group	Percentage of Total	Number in Age group	Percentage Change
Under 5 Years Old	7,719	5.3%	8,079	6.01%	(360)	-4.45%
5 - 9 Years Old	6,991	4.8%	8,133	6.05%	(1,142)	-14.04%
10 - 14 Years Old	9,467	6.5%	9,210	6.85%	257	2.79%
15 - 19 Years Old	8,593	5.9%	9,378	6.97%	(785)	-8.37%
20 - 24 Years Old	8,448	5.8%	7,916	5.88%	532	6.72%
25 - 29 Years Old	8,302	5.7%	7,618	5.66%	684	8.98%
30 - 34 Years Old	8,593	5.9%	9,166	6.81%	(573)	-6.25%
35 - 39 Years Old	9,613	6.6%	10,085	7.50%	(472)	-4.68%
40 - 44 Years Old	8,448	5.8%	11,102	8.25%	(2,654)	-23.91%
45 - 49 Years Old	9,904	6.8%	11,491	8.54%	(1,587)	-13.81%
50 - 54 Years Old	11,797	8.1%	11,932	8.87%	(135)	-1.13%
55 - 59 Years Old	13,108	9.0%	9,068	6.74%	4,040	44.56%
60 - 64 Years Old	11,506	7.9%	6,306	4.69%	5,200	82.46%
65 - 69 Years Old	9,030	6.2%	4,793	3.56%	4,237	88.40%
70 - 74 Years Old	5,243	3.6%	3,754	2.79%	1,489	39.67%
75 - 79 Years Old	3,496	2.4%	2,873	2.14%	623	21.67%
80 - 84 Years Old	3,204	2.2%	1,974	1.47%	1,230	62.32%
85 Years Old and Over	2,185	1.5%	1,647	1.22%	538	32.65%
Total	145,648	100.00%	134,525	100.00%	11,123	8.27%
Median Age	43.3		39.4		3.9	9.90%

Source:
US Dept. of Commerce, Bureau of Economic Analysis
American Community Survey

(This page intentionally left blank)



Santa Fe County Housing Authority

Photo by Jennifer Jaramillo

OTHER SUPPLEMENTARY INFORMATION

**STATE OF NEW MEXICO
SANTA FE COUNTY
SCHEDULE OF RECONCILIATION OF TAX RECEIPTS, DISBURSEMENTS,
AND PROPERTY TAX RECEIVABLE
YEAR ENDED JUNE 30, 2012**

Property taxes receivable, beginning of year	\$ 16,809,702
Changes to Tax Roll:	
Net taxes charged to treasurer for fiscal year	152,161,517
Adjustments:	
Increases in taxes receivable	2,537,676
Charge off of taxes receivable	<u>(3,252,661)</u>
Total receivables prior to collections	168,256,234
Collections for fiscal year ended June 30, 2012	<u>(151,034,455)</u>
Property taxes receivable, end of year	<u>\$ 17,221,779</u>

Property taxes receivable as of year end,	
Property taxes receivable by year:	
2002	\$ 108,807
2003	173,089
2004	206,133
2005	305,525
2006	491,101
2007	757,906
2008	1,052,538
2009	2,023,262
2010	3,792,707
2011	<u>8,310,711</u>
Total taxes receivable	<u>\$ 17,221,779</u>

Distribution of collected property taxes:	
Santa Fe County	\$ 57,831,290
State of New Mexico	9,422,236
Edgewood Soil and Water Conservation	151,944
City of Santa Fe	8,502,288
City of Espanola	166,054
School Districts	51,416,100
Santa Fe Community College	22,154,392
El Dorado Water and Sanitation	1,035,960
Livestock	10,869
Rancho Viejo Improvement District	<u>343,322</u>
Total tax distribution	<u>\$ 151,034,455</u>

Property taxes receivable distribution:	
Santa Fe County	7,387,042
State of New Mexico	998,633
City of Santa Fe	796,731
City of Espanola	30,058
School Districts	5,578,473
Santa Fe Community College	2,347,448
Edgewood Soil and Water Conservation	24,954
El Dorado Water and Sanitation	37,385
Livestock	13,831
Rancho Viejo Improvement District	<u>7,224</u>
Total taxes receivable, net	<u>\$ 17,221,779</u>

**STATE OF NEW MEXICO
SANTA FE COUNTY
JOINT POWERS AGREEMENTS AND MEMORANDUMS OF UNDERSTANDING**

Other Participant(s)	Contract Number	Summarized Descripitor	Beginning Date	Ending Date	Estimated Amount of Project	Santa Fe County's Current Year Contribution	Other Participant's Current Year Contribution	Audit Responsibility
Bureau of Land Mangemen	#L08PX02231	Sheriff Patrols on Federal Land	5/1/2011	4/30/2012	\$ 15,000		\$ 14,408	Santa Fe County
City of Espanola	2012-0033-CSD/PL	Library Operations	12/19/2011	6/30/2012	\$ 20,000	\$ -		Each Responsible
City of Santa Fe	2010-0370-LU/VO	Phase I Annexation Road Improvement	8/25/2010	8/25/2014	\$ 313,000	\$ -		Each Responsible
City of Santa Fe	2011-0106-CSD/VO	Santa Fe River Trail Easement	3/14/2011	None	\$ -		\$ 87,511	Each Responsible
City of Santa Fe	2011-0192-CSD/TRV	Senior Services	5/11/2011	7/30/2011	\$ 560,000	\$ 165,492		Each Responsible
City of Santa Fe	2012-0017-CORR/TRV	Day Reporting Program	7/1/2010	9/30/2011	\$ 93,750		\$ 93,750	Each Responsible
City of Santa Fe	2012-0032-CSD/PL	Library Services	12/16/2011	6/30/2012	\$ 20,000	\$ 20,000		Each Responsible
City of Santa Fe	2012-0043-TC/TRV	Teen Court Operations	7/29/2011	6/30/2012	\$ 20,000		\$ 20,000	Each Responsible
City of Santa Fe	2012-0054-HHSD	Farm to Table Food Program	12/1/2011	6/30/2012	\$ 8,500	\$ -		Each Responsible
City of Santa Fe	2012-0114-SO/TR	Santa Fe Region Burglary Task Force	12/2/2011	Agreement	None			Each Responsible
City of Santa Fe	2012-0135-CORR/	Day Reporting Program	2/29/2012	6/30/2012	\$ 56,250		\$ 56,250	Each Responsible
City of Santa Fe	2012-0288-TC/SS	Teen Court Operations	6/18/2012	6/30/2013	\$ 40,000	\$ -		Each Responsible
City of Santa Fe	#05-0766	Agua Fria Phase III Road Improvements	10/25/2005	Completion	\$ 45,000		\$ 37,291	Each Responsible
City of Santa Fe	#06-0903	Regional Planning Authority	11/8/2006	Agreement	Unspecified		\$ 3,985	Each Responsible
Department of Interior, Bureau of Reclamation	2012-0099-UT/MS	WaterSMART Basin Study	12/16/2011	12/16/2014	\$ 421,560		\$ 2,910	Each Responsible
Ingeo Systems, Inc.	2012-0048-CL/TRV	Electronic Recording of Document	8/30/2011	8/1/2013	Unspecified	\$ -		Santa Fe County
Moriarty School District	2012-0301-MG/SS	Summer Recreation Program	6/21/2012	9/30/2012	\$ 15,500	\$ 15,500		Each Responsible
NM Department of Cultural Affairs	2012-0068-UT/MS	Waterline to serve the Center for NM Archaeology and Campu	5/30/2012	5/30/2014	\$ 50,000	\$ -		Each Responsible
NM Department of Finance & Administration	2011-0167-CSD/TRV	LDWI and Detox Programs	1/11/2011	6/30/2012	\$ 300,000		\$ 300,000	Each Responsible
NM Department of Health	MOA#13935	Project Launch (Linking Actions for Unmet Needs in Children's Health)	9/30/2011	9/29/2012	\$ 733,000		\$ 719,863	Each Responsible
NM Department of Public Safety	2012-0075-SD/PL	DWI Roundups	9/16/2011	9/30/2011	\$ 3,222		\$ -	Each Responsible
NM Energy, Minerals & Natural Resources	09-521-0500-0020	Operate/Maintain Cerrillos Hills Park	9/1/2009	7/1/1932	Unspecified	\$ -		Each Responsible
NM Environment Department	29-0157-CSD/MB	Wetland restoration & Protector	6/2/2009	12/30/2011	Unspecified	\$ -		Each Responsible
NM Museum of Indian Arts & Culture	2011-0178-PW/MS	Curation of artifacts from Agua Fria Road Construction	2/18/2011	2/1/2013	\$ 34,400	\$ 34,400		Each Responsible
North Central Regional Transit District	2012-0177-MG/MS	Provide Increased Bus Capacity for Edgewood-Santa Fe Route	2/14/2012	6/30/2012	\$ 10,000	\$ 921		Each Responsible
Pojoaque Valley School	2012-0348-MG/SS	Summer Recreation Program	5/9/2012	9/30/2012	\$ 20,000	\$ 20,000		Each Responsible
Professional Document System	2010-0257-LG/VO	Microfilm Services	3/1/2010	2/28/2012	Unspecified	\$ 23,184		Santa Fe County
Professional Document System	2011-0176-CL/TRV	Electronic Recording of Document	1/31/2011	2/28/2013	Unspecified	\$ -		Santa Fe County
Pueblo of Pojoaque	2011-0160-FD/SS	Emergency Fire Supression Service	12/15/2010	12/15/2015	Unspecified	\$ -	\$ -	Santa Fe County
Rancho Viejo North Community Association	2012-0112-PW/VO	Landscaping on the North Side of College Driv	5/17/2012	5/17/2014	Unspecified	\$ -	\$ -	Santa Fe County
Santa Fe Public Schools	2011-0311-ASD/TRV	Summer Youth Art Program for the Agua Fria District	6/24/2011	7/22/2011	\$ 20,000		\$ -	Santa Fe Public Schools
Santa Fe Public Schools	2012-0016-TC/TR	Assist SFPS with Truancy Program	8/9/2011	8/9/2012	\$ 25,000		\$ 10,500	Each Responsible
Santa Fe Public Schools	2012-0256-MG/SS	Summer Literacy Program	5/24/2012	8/1/2012	\$ 20,000	\$ 20,000		Each Responsible
Santa Fe Public Schools	(None Listed)	Agua Fria Phase III Road Improvements	10/18/2012	Completion	\$ 35,943		\$ 33,391	Each Responsible
Simplifile, LC	2012-0049-CL/TRV	Electronic Recording of Document	8/17/2011	8/17/2013	Unspecified	\$ -		Santa Fe County
Town of Edgewood	2012-0034-CSD/PL	Library Services	12/13/2011	6/30/2012	\$ 20,000	\$ 20,000		Each Responsible
Town of Edgewood	(None Listed)	Fire Protection Services	11/16/2005	Agreement	Unspecified		\$ 261,656	Each Responsible
Town of Edgewood	#08-0413	Emergency Communication	7/1/2008	Agreement	\$ 75,000		\$ 75,000	Each Responsible
Turquoise Trail Resident Council, Jacob D. Martinez Resident Council and Valle de Espanola Resident Council	2011-0202-HO/TRV	Resident Councils discussing resident participation	4/4/2011	12/31/2011	\$ 4,575	\$ 3,000		Santa Fe County
Village of Pecos	2010-0036-ASD/TRV	Establish E-911 Addressing System	8/26/2009	9/30/2013	\$ 12,379	\$ -	\$ -	Each Responsible
Vista Grande Public Library	2012-0031-CSD/PL	Library Services	12/19/2011	6/30/2012	\$ 40,000	\$ 40,000		Santa Fe County

Note:

This Schedule does not include the three JPAs/MOUs stated within Note 14 of the Notes to Financial Statements

**STATE OF NEW MEXICO
SANTA FE COUNTY
SCHEDULE OF DEPOSIT AND INVESTMENT ACCOUNTS
JUNE 30, 2012**

	Account Type	Total Deposits with bank	Reconciling Items	Reconciled Balance
Bank of Albuquerque, Interest bearing	FFCB	\$ 2,000,000	\$	\$ 2,000,000
Bank of Albuquerque, Interest bearing	FHLMC	996,500		996,500
BNY Western Trust, Interest bearing	Money Market	4,928,398		4,928,398
BNY Western Trust, Interest bearing	Repurchase agreement	2,249,600		2,249,600
Charles Schwab International, Interest bearing	FHLB	45,961,199		45,961,199
Charles Schwab International, Interest bearing	FHLMC	9,039,153		9,039,153
Charles Schwab International, Interest bearing	FNMA	14,631,011		14,631,011
Charles Schwab International, Interest bearing	FICO	465,388		465,388
Charles Schwab International, Interest bearing	Money Market	30,285,532		30,285,532
Community Bank, Interest bearing	Certificate of Deposit	250,000		250,000
Guadalupe Credit Union, Interest bearing	Certificate of Deposit	250,000		250,000
First Citizens Bank, Interest bearing	Certificate of Deposit	250,000		250,000
Los Alamos National Bank, Interest bearing	Certificate of Deposit	6,500,000		6,500,000
Los Alamos National Bank, Interest bearing	Checking	316,720		316,720
Los Alamos National Bank, Interest bearing	Premium NOW	19,905,713	(2,370,550)	17,535,163
Los Alamos National Bank, Interest bearing	Savings	9,703,385		9,703,385
Morgan Keegan, Interest bearing	FNMA	9,500,000		9,500,000
Morgan Keegan, Interest bearing	FFCB	500,000		500,000
Morgan Keegan, Interest bearing	FHLMC	3,996,250		3,996,250
Mutual Securities, Interest bearing	FHLB	1,897,289		1,897,289
Mutual Securities, Interest bearing	FHLMC	1,000,000		1,000,000
Mutual Securities, Interest bearing	FNMA	19,022,090		19,022,090
Mutual Securities, Interest bearing	FFCB	1,000,000		1,000,000
New Mexico Bank and Trust, Interest bearing	Certificate of Deposit	248,000		248,000
NM State Investment Pool, Interest bearing	State Treasurer LGIP	53,508		53,508
Shearson, Interest bearing	FHLB	9,000,000		9,000,000
Shearson, Interest bearing	FHLMC	2,000,000		2,000,000
Shearson, Interest bearing	FNMA	3,000,000		3,000,000
Shearson, Interest bearing	FFCB	2,000,000		2,000,000
US Bank , Interest bearing	Money Market	892,767		892,767
Washington Federal, Interest bearing	Certificate of Deposit	250,000		250,000
Wells Fargo, Interest bearing	Certificate of Deposit	5,963,000		5,963,000
West LB, Interest bearing	Repurchase Agreement	425,905		425,905
		<u>\$ 208,481,408</u>	<u>\$ (2,370,550)</u>	<u>\$ 206,110,858</u>

**STATE OF NEW MEXICO
SANTA FE COUNTY
SCHEDULE OF PLEDGED COLLATERAL
JUNE 30, 2012**

	Community Bank	Washington Federal	New Mexico Bank & Trust	Guadalupe Credit Union	First Citizens Bank	Los Alamos National Bank	West LB	Bank of New York Western Trust
Bank Accounts:								
Checking accounts	\$ -	\$ -	\$ -	\$ -	\$ -	\$ 20,222,433	\$ -	\$ -
Savings accounts	-	-	-	-	-	9,703,385	-	-
Certificates of deposit	250,000	250,000	248,000	250,000	250,000	6,500,000	-	-
Repurchase agreements	-	-	-	-	-	-	425,905	2,249,600
Total amount of deposits	<u>250,000</u>	<u>250,000</u>	<u>248,000</u>	<u>250,000</u>	<u>250,000</u>	<u>36,425,818</u>	<u>425,905</u>	<u>2,249,600</u>
Less: FDIC coverage	250,000	250,000	248,000	250,000	250,000	250,000	-	-
Total uninsured public funds	<u>-</u>	<u>-</u>	<u>-</u>	<u>-</u>	<u>-</u>	<u>36,175,818</u>	<u>425,905</u>	<u>2,249,600</u>
Collateral requirements (Per 6-10-10 & 6-10-17, NMSA 1978):								
50% of uninsured time and demand accounts	-	-	-	-	-	18,087,909	-	-
Total collateral required	<u>-</u>	<u>-</u>	<u>-</u>	<u>-</u>	<u>-</u>	<u>18,087,909</u>	<u>-</u>	<u>-</u>
Collateral requirements (Per 6-10-10(H), NMSA 1978):								
102% of uninsured time and demand accounts	-	-	-	-	-	-	434,423	2,294,592
Total collateral required	<u>-</u>	<u>-</u>	<u>-</u>	<u>-</u>	<u>-</u>	<u>-</u>	<u>434,423</u>	<u>2,294,592</u>
Pledged collateral:								
FHLB of Dallas, letter of credit number 2647000403, expires 12/6/2012	-	-	-	-	-	26,000,000	-	-
FHLB of Dallas, letter of credit number 2647000743, expires 5/8/2013	-	-	-	-	-	30,000,000	-	-
MBS GNMA, matures 10/16/2033, CUSIP 38374CH20	-	-	-	-	-	-	444,544.00	-
MBS FNMA, matures 2/25/2037, CUSIP 31396PMC2	-	-	-	-	-	-	-	1,196,607.00
MBS FNMA, matures 6/25/2037, CUSIP 31396V4B1	-	-	-	-	-	-	-	178,813.00
MBS FNMA, matures 3/25/2037, CUSIP 31398SK36	-	-	-	-	-	-	-	337,747.00
MBS GNMA, matures 05/16/2029, CUSIP 3837H2BV0	-	-	-	-	-	-	-	579,804.00
MBS GNMA, matures 08/15/2038, CUSIP 32696HKP3	-	-	-	-	-	-	-	163,906.00
Total collateral	<u>-</u>	<u>-</u>	<u>-</u>	<u>-</u>	<u>-</u>	<u>56,000,000.00</u>	<u>444,544.00</u>	<u>2,456,877.00</u>
Over / (under) secured	<u>\$ -</u>	<u>\$ -</u>	<u>\$ -</u>	<u>\$ -</u>	<u>\$ -</u>	<u>\$ 37,912,091</u>	<u>\$ 10,121</u>	<u>\$ 2,456,877</u>
Custodial Credit Risk:								
Insured	\$ 250,000	\$ 250,000	\$ 248,000	\$ 250,000	\$ 250,000	\$ 250,000	\$ -	\$ -
Collateralized with securities held by pledging financial institution's trust department	-	-	-	-	-	36,175,818	425,905	2,249,600
Uninsured and uncollateralized	-	-	-	-	-	-	-	-
Total deposits	<u>\$ 250,000</u>	<u>\$ 250,000</u>	<u>\$ 248,000</u>	<u>\$ 250,000</u>	<u>\$ 250,000</u>	<u>\$ 36,425,818</u>	<u>\$ 425,905</u>	<u>\$ 2,249,600</u>
Location of collateral:								
Wells Fargo Bank, Minneapolis, MN								
Los Alamos National Bank, Los Alamos, NM								

STATE OF NEW MEXICO
SANTA FE COUNTY
FINANCIAL DATA SCHEDULE
JUNE 30, 2012

FDS Line Item No.	Low Rent Public Housing	Housing Choice Voucher	Veteran's Affairs Supportive Housing	CFP Programs	Home Sales	Total
ASSETS						
Current assets:						
111.0 Cash - Unrestricted	\$ 811,458	\$ 354,811	\$ -	\$ -	\$ 4,170,126	\$ 5,336,395
113.0 Cash - Other restricted	69,298	430,769	175,076	-	-	675,143
114.0 Cash - Tenant security deposits	57,758	-	-	-	-	57,758
115.0 Cash - restricted for payment of current liabilities	-	-	-	24,783	-	24,783
122.0 Accounts receivables - HUD other projects	-	-	-	-	-	-
125.0 Accounts receivables - Miscellaneous	3,167	-	-	-	-	3,167
126.0 Accounts receivables - Tenants	13,490	-	-	-	-	13,490
126.1 Allowance for doubtful accounts - Tenants	(5,950)	-	-	-	-	(5,950)
145.0 Assets held for sale	-	-	-	-	580,032	580,032
150.0 Total current assets	<u>949,221</u>	<u>785,580</u>	<u>175,076</u>	<u>24,783</u>	<u>4,750,158</u>	<u>6,684,818</u>
Non-current assets:						
161.0 Land	725,205	-	-	-	-	725,205
162.0 Buildings	7,832,176	-	-	-	-	7,832,176
164.0 Furniture, equipment & machinery - administration	399,406	-	-	-	-	399,406
166.0 Accumulated depreciation	(2,946,760)	-	-	-	-	(2,946,760)
160.0 Total capital assets, net of accumulated depreciatio	<u>6,010,027</u>	<u>-</u>	<u>-</u>	<u>-</u>	<u>-</u>	<u>6,010,027</u>
171.0 Notes, Loans and Mortgages Receivable - Non-curre	-	-	-	-	31,271	31,271
180.0 Total non-current assets	<u>6,010,027</u>	<u>-</u>	<u>-</u>	<u>-</u>	<u>31,271</u>	<u>6,041,298</u>
190.0 Total assets	<u>\$ 6,959,248</u>	<u>\$ 785,580</u>	<u>\$ 175,076</u>	<u>\$ 24,783</u>	<u>\$ 4,781,429</u>	<u>\$ 12,726,116</u>
LIABILITIES						
Current liabilities:						
312.0 Accounts payable, less than 90 days	\$ 21,158	\$ -	\$ -	\$ -	\$ 16,719	\$ 37,877
321.0 Accrued wages/payroll taxes payable	21,953	10,621	-	1,719	-	34,293
341.0 Tenant security deposits	57,758	-	-	-	-	57,758
342.0 Deferred revenue	-	-	-	-	31,271	31,271
345.0 Other current liabilities	873	80,928	-	20,614	-	102,415
346.0 Accrued liabilities - other	69,298	8,172	-	-	-	77,470
310.0 Total current liabilities	<u>171,040</u>	<u>99,721</u>	<u>-</u>	<u>22,333</u>	<u>47,990</u>	<u>341,084</u>
350.0 Total non-current liabilities	<u>-</u>	<u>-</u>	<u>-</u>	<u>-</u>	<u>-</u>	<u>-</u>
300.0 Total liabilities	<u>\$ 171,040</u>	<u>\$ 99,721</u>	<u>\$ -</u>	<u>\$ 22,333</u>	<u>\$ 47,990</u>	<u>\$ 341,084</u>
EQUITY						
508.1 Invested in capital assets, net of related debt	\$ 6,010,027	\$ -	\$ -	\$ -	\$ -	\$ 6,010,027
511.1 Restricted net assets	-	349,841	175,076	2,450	-	527,367
512.1 Unrestricted net assets	778,181	336,018	-	-	4,733,439	5,847,638
513.0 Total equity	<u>6,788,208</u>	<u>685,859</u>	<u>175,076</u>	<u>2,450</u>	<u>4,733,439</u>	<u>12,385,032</u>
600.0 Total liabilities and equity	<u>\$ 6,959,248</u>	<u>\$ 785,580</u>	<u>\$ 175,076</u>	<u>\$ 24,783</u>	<u>\$ 4,781,429</u>	<u>\$ 12,726,116</u>

STATE OF NEW MEXICO
SANTA FE COUNTY
FINANCIAL DATA SCHEDULE
JUNE 30, 2012

FDS Line Item No.	Low Rent Public Housing	Housing Choice Voucher	Veteran's Affairs Supportive Housing	CFP Programs	Home Sales	Total
OPERATING REVENUES						
70300	\$ 349,916	\$ -	\$ -	\$ -	\$ 4,138	\$ 354,054
70600	438,353	1,929,679	178,087	-	-	2,546,119
70610	-	-	-	251,108	-	251,108
71100	3,036	810	-	-	-	3,846
71500	185,968	89,682	-	-	-	275,650
70000	<u>977,273</u>	<u>2,020,171</u>	<u>178,087</u>	<u>251,108</u>	<u>4,138</u>	<u>3,430,777</u>
EXPENSES						
Administrative:						
91100	\$ 117,321	\$ 51,818	\$ -	\$ 30,729	\$ 1,301	\$ 201,169
91200	14,000	6,938	-	-	-	20,938
91500	47,466	20,928	-	14,425	500	83,319
91600	11,334	3,645	-	-	-	14,979
91800	1,014	2,683	-	3,490	-	7,187
Tenant services:						
92100	86,076	142,300	-	-	-	228,376
92300	36,674	56,012	-	-	-	92,686
Utilities:						
93100	51,304	-	-	-	447	51,751
93200	23,487	301	-	-	339	24,127
93300	7,412	475	-	-	582	8,469
93800	58,307	-	-	-	335	58,642
Ordinary maintenance and operations:						
94100	198,844	-	-	-	-	198,844
94200	42,338	477	-	2,965	128,892	174,672
94300	362,000	-	-	194,850	-	556,850
94500	74,456	-	-	-	-	74,456
General expenses:						
96100	21,643	-	-	-	-	21,643
96200	23,568	20,054	-	4,649	-	48,271
96400	5,950	-	-	-	-	5,950
	<u>1,183,194</u>	<u>305,631</u>	<u>-</u>	<u>251,108</u>	<u>132,396</u>	<u>1,872,329</u>
97000	<u>(205,921)</u>	<u>1,714,540</u>	<u>178,087</u>	<u>-</u>	<u>(128,258)</u>	<u>1,558,448</u>
Non-operating expenses:						
97300	-	1,824,145	178,087	-	-	2,002,232
97350	-	65,651	-	-	-	65,651
97400	225,649	-	-	-	-	225,649
	<u>225,649</u>	<u>1,889,796</u>	<u>178,087</u>	<u>-</u>	<u>-</u>	<u>2,293,532</u>
90000	<u>1,408,843</u>	<u>2,195,427</u>	<u>178,087</u>	<u>251,108</u>	<u>132,396</u>	<u>4,165,861</u>
10000	<u>\$ (431,570)</u>	<u>\$ (175,256)</u>	<u>\$ -</u>	<u>\$ -</u>	<u>\$ (128,258)</u>	<u>\$ (735,084)</u>
MEMO ACCOUNT INFORMATION						
11030	\$ 6,891,413	\$ 861,115	\$ 175,076	\$ 350,574	\$ 4,861,697	\$ 13,139,875
	330,815	-	-	(350,574)	-	(19,759)
11170	-	336,018	-	-	-	336,018
11180	-	524,917	-	-	-	524,917
11190	2,388	3,312	-	-	-	5,700
11210	2,278	3,257	-	-	-	5,535
11620	177,515	-	-	-	-	177,515
11630	8,455	-	-	-	-	8,455

SINGLE AUDIT SECTION

(This page intentionally left blank)



Hyde Park

**REPORT ON INTERNAL CONTROL OVER FINANCIAL REPORTING
AND ON COMPLIANCE AND OTHER MATTERS BASED ON AN AUDIT OF
FINANCIAL STATEMENTS PERFORMED IN ACCORDANCE WITH
GOVERNMENT AUDITING STANDARDS**

Mr. Hector H. Balderas
New Mexico State Auditor

County Commissioners of the
State of New Mexico, Santa Fe County

We have audited the financial statements of the governmental activities, the business-type activities, each major fund, the aggregate remaining fund information, and the budgetary comparisons for the general fund and major special revenue funds, and the combining and individual funds and related budgetary comparison presented as supplemental information of Santa Fe County, New Mexico (County), as of and for the year ended June 30, 2012, and have issued our report thereon dated November 9, 2012. We conducted our audit in accordance with auditing standards generally accepted in the United States of America and the standards applicable to financial audits contained in *Government Auditing Standards*, issued by the Comptroller General of the United States.

Internal Control Over Financial Reporting

Management of the County is responsible for establishing and maintaining effective internal control over financial reporting. In planning and performing our audit, we considered the County's internal control over financial reporting as a basis for designing our auditing procedures for the purpose of expressing our opinions on the financial statements, but not for the purpose of expressing an opinion on the effectiveness of the County's internal control over financial reporting. Accordingly, we do not express an opinion on the effectiveness of the County's internal control over financial reporting.

A deficiency in internal control exists when the design or operation of a control does not allow management or employees, in the normal course of performing their assigned functions, to prevent, or detect and correct misstatements on a timely basis. A material weakness is a deficiency, or combination of deficiencies, in internal control such that there is a reasonable possibility that a material misstatement of the entity's financial statements will not be prevented, or detected and corrected on a timely basis.

Our consideration of internal control over financial reporting was for the limited purpose described in the first paragraph of this section and was not designed to identify all deficiencies in internal control over financial reporting that might be deficiencies, significant deficiencies, or material weaknesses. We did not identify any deficiencies in internal control over financial reporting that we consider to be material weaknesses as defined above. However, we identified a certain deficiency in internal control over financial reporting, described in the accompanying schedule of findings and questioned costs as item FS 07-01 that we consider to be a significant deficiency in internal control over financial reporting. A *significant deficiency* is a deficiency, or combination of deficiencies, in internal control that is less severe than a material weakness, yet important enough to merit attention by those charged with governance.

Compliance and Other Matters

As part of obtaining reasonable assurance about whether the County's financial statements are free of material misstatement, we performed tests of its compliance with certain provisions of laws, regulations, contracts, and grant agreements, noncompliance with which could have a direct and material effect on the determination of financial statement amounts. However, providing an opinion on compliance with those provisions was not an objective of our audit, and accordingly, we do not express such an opinion. The results of our tests disclosed no instances of noncompliance or other matters that are required to be reported under *Government Auditing Standards*.

We also noted certain other matters that are required to be reported pursuant to *Government Auditing Standards* paragraphs 5.14 and 5.16, and pursuant to Section 12-6-5, NMSA 1978, which are described in the accompanying schedule of findings and questioned costs as findings FS 11-03 and FS 12-02.

Santa Fe County, New Mexico's responses to the findings identified in our audit are described in the accompanying schedule of findings and questioned costs. We did not audit Santa Fe County, New Mexico's responses and, accordingly, we express no opinion on the responses.

This report is intended solely for the information and use of management, the County Commissioners, others within the entity, the New Mexico State Auditor, the New Mexico Department of Finance and Administration, the New Mexico Legislature, and applicable federal grantors, and is not intended to be and should not be used by anyone other than these specified parties.

Heinfeld, Meech & Co., P.C.

HEINFELD, MEECH & CO., P.C.
CPAs and Business Consultants

November 9, 2012

**REPORT ON COMPLIANCE WITH REQUIREMENTS
THAT COULD HAVE A DIRECT AND MATERIAL EFFECT
ON EACH MAJOR PROGRAM AND ON INTERNAL CONTROL OVER
COMPLIANCE IN ACCORDANCE WITH OMB CIRCULAR A-133**

Independent Auditors' Report

Mr. Hector H. Balderas
New Mexico State Auditor

County Commissioners of the
State of New Mexico, Santa Fe County

Compliance

We have audited the Santa Fe County, New Mexico's (County) compliance with the types of compliance requirements described in the *OMB Circular A-133 Compliance Supplement* that could have a direct and material effect on each of the County's major federal programs for the year ended June 30, 2012. The County's major federal programs are identified in the summary of auditors' results section of the accompanying schedule of findings and questioned costs. Compliance with the requirements of laws, regulations, contracts, and grants applicable to each of its major federal programs is the responsibility of the County's management. Our responsibility is to express an opinion on the County's compliance based on our audit.

We conducted our audit of compliance in accordance with auditing standards generally accepted in the United States of America; the standards applicable to financial audits contained in *Government Auditing Standards*, issued by the Comptroller General of the United States; and OMB Circular A-133, *Audits of States, Local Governments, and Non-Profit Organizations*. Those standards and OMB Circular A-133 require that we plan and perform the audit to obtain reasonable assurance about whether noncompliance with the types of compliance requirements referred to above that could have a direct and material effect on a major federal program occurred. An audit includes examining, on a test basis, evidence about the County's compliance with those requirements and performing such other procedures as we considered necessary in the circumstances. We believe that our audit provides a reasonable basis for our opinion. Our audit does not provide a legal determination of the County's compliance with those requirements.

In our opinion, the County complied, in all material respects, with the compliance requirements referred to above that could have a direct and material effect on each of its major federal programs for the year ended June 30, 2012. However, the results of our auditing procedures disclosed an instance of noncompliance with those requirements, which is required to be reported in accordance with OMB Circular A-133 and which is described in the accompanying schedule of findings and questioned costs as item 12-01.

Internal Control Over Compliance

Management of the County is responsible for establishing and maintaining effective internal control over compliance with the requirements of laws, regulations, contracts, and grants applicable to federal programs. In planning and performing our audit, we considered the County's internal control over compliance with the requirements that could have a direct and material effect on a major federal program to determine our auditing procedures for the purpose of expressing our opinion on compliance and to test and report on internal control over compliance in accordance with OMB Circular A-133, but not for the purpose of expressing an opinion on the effectiveness of internal control over compliance. Accordingly, we do not express an opinion on the effectiveness of the County's internal control over compliance.

A deficiency in internal control over compliance exists when the design or operation of a control over compliance does not allow management or employees, in the normal course of performing their assigned functions, to prevent, or detect and correct, noncompliance with a type of compliance requirement of a federal program on a timely basis. A material weakness in internal control over compliance is a deficiency, or combination of deficiencies, in internal control over compliance, such that there is a reasonable possibility that material noncompliance with a type of compliance requirement of a federal program will not be prevented, or detected and corrected, on a timely basis.

Our consideration of internal control over compliance was for the limited purpose described in the first paragraph of this section and was not designed to identify all deficiencies in internal control over compliance that might be deficiencies, significant deficiencies or material weaknesses. We did not identify any deficiencies in internal control over compliance that we consider to be material weaknesses, as defined above. However, we identified a certain deficiency in internal control over compliance that we consider to be a significant deficiency as described in the accompanying schedule of findings and questioned costs as item 12-01. A significant deficiency in internal control over compliance is a deficiency, or combination of deficiencies in internal control over compliance with a type of compliance requirement of a federal program that is less severe than a material weakness in internal control over compliance, yet important enough to merit attention by those charged with governance.

Schedule of Expenditures of Federal Awards

We have audited the financial statements of the governmental activities, the business-type activities, each major fund, the aggregate remaining fund information, and the budgetary comparisons for the general fund and major special revenue funds, and the combining and individual funds and related budgetary comparison presented as supplemental information of the County as of and for the year ended June 30, 2012, and have issued our report thereon dated November 9, 2012, which contained an unqualified opinion on those financial statements. Our audit was performed for the purpose of forming opinions on the financial statements as a whole.

The accompanying schedule of expenditures of federal awards is presented for purposes of additional analysis as required by OMB Circular A-133, and is not a required part of the basic financial statements. Such information is the responsibility of management and was derived from and relates directly to the underlying accounting and other records used to prepare the financial statements.

The information has been subjected to the auditing procedures applied in the audit of the financial statements and certain additional procedures, including comparing and reconciling such information directly to the underlying accounting and other records used to prepare the financial statements or to the financial statements themselves, and other additional procedures in accordance with auditing standards generally accepted in the United States of America. In our opinion, the schedule of expenditures of federal awards is fairly stated in all material respects in relation to the financial statements taken as a whole.

The County's responses to the findings identified in our audit are described in the accompanying schedule of findings and questioned costs. We did not audit the County's responses and accordingly, we express no opinion on the responses.

This report is intended solely for the information and use of management, the County Commissioners, others within the entity, the New Mexico State Auditor, the New Mexico Department of Finance and Administration, the New Mexico Legislature, and applicable federal grantors, and is not intended to be and should not be used by anyone other than these specified parties.

Heinfeld, Meech & Co., P.C.

HEINFELD, MEECH & CO., P.C.
CPAs and Business Consultants

November 9, 2012

STATE OF NEW MEXICO
SANTA FE COUNTY
SCHEDULE OF EXPENDITURES OF FEDERAL AWARDS
YEAR ENDED JUNE 30, 2012

Federal Grantor/Pass-Through Grantor/Program Title	CFDA Number	Pass-Through Grantor's Number	Expenditures and Transfers	Total Expenditures and Transfers
<u>U.S. Department of Housing and Urban Development</u>				
Direct Programs:				
Public and Indian Housing	14.850	N/A		\$ 438,353
Housing Choice Voucher Cluster:				
Section 8 Housing Choice Vouchers	14.871	N/A	2,195,429	
Veterans Affairs Supportive Housing	14.871	N/A	178,087	
Housing Development Grant	14.871	N/A	132,395	
Housing Choice Voucher Cluster Total			<u>2,505,911</u>	
CFP Cluster:				
Public Housing Capital Fund (CFP) - 2009	14.872	N/A	24,705	
Public Housing Capital Fund (CFP) - 2010	14.872	N/A	205,114	
Public Housing Capital Fund (CFP) - 2011	14.872	N/A	21,289	
CFP Cluster Total			<u>251,108</u>	
Total U.S. Department of Housing and Urban Development				<u>3,195,372</u>
<u>U.S. Department of Justice</u>				
Direct Programs:				
State Criminal Alien Assistance Program	16.606	N/A		72,938
JAG Program Cluster:				
Passed through United States Marshals Service:				
Edward Byrne Memorial Justice Assistance Grant Program	16.738	DPSJAG09SWIFT	6,383	
Passed through New Mexico Department of Public Safety:				
Edward Byrne Memorial Justice Assistance Grant Program	16.738	DPSJAG09-07rev-REGIII	137,882	
Edward Byrne Memorial Justice Assistance Grant - Grants to States and Territories, Recovery Act	16.803	RA-JAG-Region III-SFY10	49,594	
Passed through from City of Santa Fe Police Department:				
Edward Byrne Memorial Justice Assistance Grant Program	16.738	2008-DJ-BX-502	11,644	
Edward Byrne Memorial Justice Assistance Grant Program	16.738	2011-DJ-BX-3212	59,613	
JAG Program Cluster Total			<u>265,116</u>	
Total U.S. Department of Justice				<u>338,054</u>
<u>U.S. Department of Interior</u>				
Direct Program:				
Water Conservation Field Services Program	15.530	N/A		32,245
Passed through Department of Interior Bureau of Land Management:				
Taylor Grazing	15.227	N/A		<u>5,000</u>
Total U.S. Department of Interior				<u>37,245</u>
<u>Executive Office of the President</u>				
Direct Program:				
High Intensity Drug Trafficking Areas Program	95.001	N/A		<u>277,750</u>
<u>Environmental Protection Agency</u>				
Direct Program:				
Brownfields Assessment and Cleanup Cooperative Agreements, Recovery Act	66.818	N/A		<u>261,280</u>
<u>U.S. Department of Energy</u>				
Direct Program:				
Energy Efficiency & Conservation Block Grant Program, Recovery Act	81.128	10SC005086	6,756	
Energy Efficiency & Conservation Block Grant Program, Recovery Act	81.128	09SC006603	326,038	
Total U.S. Department of Energy				<u>332,794</u>
<u>U.S. Department of Transportation</u>				
Passed through New Mexico Department of Transportation:				
Highway Planning and Construction Cluster:				
Highway Planning and Construction, Recovery Act	20.205	SB-NM05-001-(02)	18,000	
Highway Planning and Construction, Recovery Act	20.205	D13098/1	935,619	
Highway Planning and Construction Cluster Total			<u>953,619</u>	
Highway Safety Cluster:				
Alcohol Impaired Driving Counter Measures Incentive Grant I	20.601	11-AL-64-PO5 SFSO	16,298	
Alcohol Impaired Driving Counter Measures Incentive Grant I	20.601	12-AL-64-PO5 SFSO	4,014	
Highway Safety Cluster Total			<u>20,312</u>	
Total U.S. Department of Transportation				<u>973,931</u>
<u>U.S. Department of Agriculture</u>				
Direct Program:				
Collaborative Forest Restoration	10.679	N/A		33,596
Passed through Department of Finance:				
Forrest Services Schools and Roads Cluster:				
Forrest Services Schools and Roads - Grants to Counties	10.666	SRS Title I	64,014	
Forrest Services Schools and Roads - Grants to Counties	10.666	SRS Title III	22,593	
Forrest Services Schools and Roads Cluster Total			<u>86,607</u>	
Passed through New Mexico Energy, Minerals and Natural Resources Department:				
National Forest Foundation	10.682	10-521-2303-0046		
Passed through New Mexico Department of Education Student Nutrition:				
Child Nutrition Cluster:				
National School Lunch Program	10.555	N/A		<u>45,984</u>
Total U.S. Department of Agriculture				<u>166,187</u>
<u>U.S. Department of Health and Human Services</u>				
Passed through New Mexico Central Economic Community				
Aging Cluster:				
Grants for Supportive Services and Senior Centers	93.044	N/A	19,055	
Nutrition Services	93.045	N/A	26,763	
Nutrition Services	93.045	N/A	10,248	
Nutrition Services Incentive Program	93.053	N/A	22,597	
Aging Cluster Total			<u>78,663</u>	
<u>U.S. Department of Homeland Security</u>				
Passed through New Mexico Department of Public Safety				
State Homeland Security Program				
Emergency Management Performance Grant	97.067	2009-SS-T9-30		184,055
Assistance to Firefighters Grant-SAFER	97.042	2010-EP-EO-22		10,604
Assistance to Firefighters Grant-SAFER	97.044	EMW-2009-FO-0022		202,166
Passed through State Fire Marshall - Hazardous Materials				
Fire Service Hazardous Materials Preparedness and Response	97.093	N/A		<u>2,933</u>
Total U.S. Department of Homeland Security				<u>399,758</u>
Total Expenditures of Federal Awards			\$	<u>6,061,034</u>

STATE OF NEW MEXICO
SANTA FE COUNTY
NOTES TO SCHEDULE OF EXPENDITURES OF FEDERAL AWARDS
YEAR ENDED JUNE 30, 2012

NOTE 1 - BASIS OF PRESENTATION

The Schedule of Expenditures of Federal Awards includes the federal grant activity of Santa Fe County, New Mexico and is presented on the modified accrual basis of accounting. The information in this schedule is presented in accordance with the requirements of OMB Circular A-133, *Audits of States, Local Governments, and Non-Profit Organizations*. Some amounts presented in this schedule may differ from amounts presented in, or used in the preparation of, the financial statements.

NOTE 2 - CATALOG OF FEDERAL DOMESTIC ASSISTANCE (CFDA) NUMBERS

The program titles and CFDA numbers were obtained from the federal or pass-through grantor or the 2012 *Catalog of Federal Domestic Assistance*.

**SANTA FE COUNTY, NEW MEXICO
SCHEDULE OF FINDINGS AND QUESTIONED COSTS
YEAR ENDED JUNE 30, 2012**

A. SUMMARY OF AUDITORS' RESULTS

Financial Statements

Type of auditors' report issued: Unqualified

Internal control over financial reporting:

- Material weakness(es) identified? yes X no
- Significant deficiency(ies) identified? X yes none reported

Noncompliance material to financial statements noted? yes X no

Federal Awards

Internal control over major programs:

- Material weakness(es) identified? yes X no
- Significant deficiency(ies) identified? X yes none reported

Type of auditors' report issued on compliance for major programs: Unqualified

Any audit findings disclosed that are required to be reported in accordance with section 510(a) of OMB Circular A-133? X yes no

Identification of major programs:

<u>CFDA Numbers</u>	<u>Name of Federal Program or Cluster</u>
14.871, 14.879, 14.880	Housing Voucher Cluster
14.850	Public and Indian Housing
81.128	Energy Efficiency and Conservation Block Grant Program (EECBG), Recovery Act

Dollar threshold used to distinguish between Type A and Type B programs: \$300,000

Auditee qualified as low-risk auditee? X yes no

**STATE OF NEW MEXICO
SANTA FE COUNTY
SCHEDULE OF FINDINGS AND QUESTIONED COSTS
YEAR ENDED JUNE 30, 2012**

B. FINDINGS RELATED TO FINANCIAL STATEMENTS REPORTED IN ACCORDANCE WITH *GOVERNMENT AUDITING STANDARDS*

Reference Number: FS 07-01

Type of Finding: Significant Deficiency

Description: Quality Control in Assessor's Office

CRITERIA

The Assessor's Office must comply with requirements set forth by NMSA and the Property Tax Code.

CONDITION/CONTEXT

The Office of the Santa Fe County Assessor is not in compliance with the Property Tax Code as noted in the 2012 Assessors Evaluation completed by the Property Tax Division (PTD) of the Taxation and Revenue Department.

Several instances of noncompliance were corrected since last year however some continue or are newly cited as noted in the 2012 Assessor Evaluation completed by the Property Tax Division (PTD):

1. Lack of overall quality control function.
2. The data collection project has not been completed for residential and commercial properties which will be entered into the new CAMA system to facilitate the reappraisal of all properties.
3. Non-governmental exempt properties need to be reviewed.
4. 100% of all exempt properties were not mailed a Notice of Value.
5. Cost tables for Manufactured Homes need to be updated.
6. Manufactured Homes are not field reviewed.
7. Manufactured Homes, Business Personal Property and Vacant Land need to be reviewed and reappraised.
8. Protest Procedures need to be streamlined for efficiency.

EFFECT

Taxing jurisdictions, including the County, could be losing property tax revenues and tax rates tend to be higher due to correct property values not included on the tax rolls.

CAUSE

The Assessor's Office has not fully updated the Computer Assisted Mass Appraisals (CAMA) system for incomplete and missing historical data.

RECOMMENDATION

The County should assess the needs of the Assessor's Office to evaluate compliance, provide necessary resources, implement corrective action, and monitor ongoing compliance.

**STATE OF NEW MEXICO
SANTA FE COUNTY
SCHEDULE OF FINDINGS AND QUESTIONED COSTS
YEAR ENDED JUNE 30, 2012**

AGENCY RESPONSE

The Office of the Santa Fe County Assessor has eliminated some or partially all findings in the 2012 audit. However, further explanation is necessary in regards to the non-compliance issues with the Property Tax Code.

Non-Compliance Issue #1

We have hired a new quality control position appropriated by the County Commission and reorganized an additional position from the Assessors staff to implement some internal audit procedures. We will also be installing GPS technology in our vehicles, install KRONOS for attendance reporting and purchase a management computer program that will further control work flows and issue reports on the efforts and efficiencies of the Office of the Santa Fe County Assessor. Due to the volume of transactions and frequency of costly errors we will need to add additional resources to this effort as other priorities are completed.

Non-Compliance Issue #2

We are currently working with Tyler Technologies in correcting and gathering residential valuation attributes needed by our CAMA system to be fully functional. Once this data is gathered and entered into the CAMA system a reappraisal will be conducted using the data and the CAMA system. The contract with Tyler Technologies requires for all residential valuation data be entered into the CAMA system so that the 2013 Notices of Value will reflect values attributable to the data collection project.

Two issues have come up that may affect the timely implementation of this project:

1. Some property owners have denied access or are not present to give access to their properties to acquire the information needed when the Tyler Technologies staff is present at the property. The time and cost to estimate the information may delay and add additional costs to the project.
2. The original contract assumed gross receipts taxes would be assessed the County using the outside city tax rate. The gross receipts tax rates that should have been used were the inside city tax rates which are higher.

The Commercial Division of the Office of the Santa Fe County Assessor completed their protests for 2012 on November 9, 2012. They with the help of six residential appraisers are conducting a sweep of Santa Fe County to verify and collect data for all commercial properties county wide. We also hope to finish this project by the time the 2013 Notices of Value are mailed to the property owners.

Non-Compliance Issue #3

Non-governmental exempt properties have begun to be reviewed and will be completed as other priorities are completed.

Non-Compliance Issue #4

The 2013 Notices of Value will be sent out to all exempt properties.

Non-Compliance Issue #5

Cost tables for Manufactured Homes will be reviewed and updated for the 2014 Notices of Value.

**STATE OF NEW MEXICO
SANTA FE COUNTY
SCHEDULE OF FINDINGS AND QUESTIONED COSTS
YEAR ENDED JUNE 30, 2012**

Non-Compliance Issue #6

Once the data collection projects are completed a reorganization of staff throughout the Office of the Santa Fe County Assessor will be conducted to clear this finding and ensure efficiency including field review of Mobile Homes.

Non-Compliance Issue #7

We are currently conducting a reappraisal of all vacant land county wide for the issuance of the 2013 Notices of Value. Business Personal Property and Mobile Homes due to lack of resources will be reviewed and reappraised for the 2014 issuance of the Notices of Value.

Non-Compliance Issue #8

Protest Procedures by the Office of the County Assessor have been formulated and put in place which generates efficiency and accountability. Protest hearings held and decision and orders received after the tax roll has been forwarded to the County Treasurer and the tax bills sent out in accordance with the Property Tax Code, creates costs and time issues for the Office of the County Assessor. The resolution of this issue still rests with the Property Tax Division's lack of resources to conduct timely protest hearings and render timely decisions and orders.

**STATE OF NEW MEXICO
SANTA FE COUNTY
SCHEDULE OF FINDINGS AND QUESTIONED COSTS
YEAR ENDED JUNE 30, 2012**

C. FINDINGS AND QUESTIONED COSTS RELATED TO FEDERAL AWARDS

Reference Number: 12-01

Program: Housing Voucher Cluster, Public and Indian Housing

CFDA Number: 14.871, 14.850

Federal Agency: U.S. Department of Housing and Urban Development

Pass-Through Agency: N/A

Applicable ARRA Programs: N/A

Grantor Number: N/A

Questioned Costs: N/A

Type of Finding: Significant Deficiency, Noncompliance

Compliance Requirement: Eligibility, Special Tests and Provisions

CRITERIA

Per review of the Office of Management and Budget (OMB) Circular A-133 Compliance Supplement, the County should be documenting the family third-party verification and calculating the tenant's rent payment using the verification in accordance with 24 CFR part 5 subpart F (24 CFR section 5.601 et seq., and 24 CFR sections 960.253, 960.255, and 960.259). In addition, OMB Circular A-133 indicates that the application form be available for review. According to OMB Circular A-133 special tests and provisions requires the County follow their written policies when selecting applicants for admission from the waiting list. The County's housing policy is to add potential recipients of the housing program to the waiting list as of the date of the application.

CONDITION/CONTEXT

The following items were noted:

- One of twenty-five tenant files tested, indicated that the tenant was receiving child support payments; however, no third party confirmation was included in the file related to child support. The tenant included Social Security, and food stamp benefits; however, these were not listed on the tenant's HUD-50058 Form.
- The County was unable to locate one of twenty-five applications tested for the Public and Indian Housing grant.
- For one of twenty information packets audited, the received date on the application was June 7, 2012; however, the individual was added to the waiting list on June 13, 2012.

EFFECT

The County is not in compliance with OMB Circular A-133 and their policies and procedures. The order of tenant's receiving benefits may be unfair.

CAUSE

- Staff did not obtain third party confirmation regarding child support for the file tested. Tenant was payee on Social Security, but was not the designated recipient of the funds and the recipient was not part of household. Social Security payment was appropriately not included on the HUD-50050 form. Staff failed to include food stamp benefits on the HUD-50058 form.
- Staff was unable to locate the application.
- Staff inappropriately used the data entry date instead of the stamped application date.

**STATE OF NEW MEXICO
SANTA FE COUNTY
SCHEDULE OF FINDINGS AND QUESTIONED COSTS
YEAR ENDED JUNE 30, 2012**

C. FINDINGS AND QUESTIONED COSTS RELATED TO FEDERAL AWARDS (Concl'd)

Reference Number: 12-01

RECOMMENDATION

The County should review controls over these requirements, institute any changes necessary, and monitor compliance to ensure their policies and procedures are followed.

VIEWS OF RESPONSIBLE OFFICIALS AND PLANNED CORRECTIVE ACTIONS

- Appropriate staff members have reviewed HUD and Housing Authority policies regarding third party confirmation of child support and food stamp disclosure on the HUD-50058 form. All staff responsible for tenant files will meet regularly to identify and discuss related issues to ensure compliance.
- Housing Authority policy is to copy an application made for Section 8 housing if the client wants to be included on the Public Housing wait list as well as the Section 8 wait list. Staff believes that the copy was not made, even though the client's name was correctly added to the Public Housing wait list. Because staff was unable to locate the application, a complete review was performed of all client applications on the wait list. No other applications were missing. No changes will be made to policies or procedures as a result of this aberration.
- Procedures for the wait list will be modified. A review of the data entered into the system each week will be performed by a different staff member other than the one that originally entered the data.

Contact Person(s): James R. Pacheco, Housing Director

Anticipated Completion Date: November 30, 2012

**STATE OF NEW MEXICO
SANTA FE COUNTY
SCHEDULE OF FINDINGS AND QUESTIONED COSTS
YEAR ENDED JUNE 30, 2012**

D. FINDINGS RELATED TO COMPLIANCE AND OTHER MATTERS

Reference Number: FS 11-03

Type of Finding: Other Matter

Description: Cash and Investment Procedures

CRITERIA

Procedures and internal controls should be documented in writing in order to ensure clearly defined responsibilities and segregation of duties are in place.

CONDITION/CONTEXT

The cash and investment accounts of the County were not subject to the same procedures and oversight by the Finance Division for accounts held by the County Treasurer. Specifically, the SCHWAB investment account statements are provided monthly by the Treasurer's Office, but access to inquiry is not on a 24-hour basis for staff that completes the reconciliations.

EFFECT

The Finance Department was unable to monitor the activity in certain investment accounts maintained by the County Treasurer and thus unable to perform oversight responsibilities.

CAUSE

The roles and responsibilities related to monitoring of the activity in the investment accounts was not clearly defined in the County's Accounting Manual.

RECOMMENDATION

Management should review the current practices related to reconciliation of the investment accounts to ensure that duties are adequately segregated to mitigate risk of improper use. In addition, the procedures should be documented in writing.

AGENCY RESPONSE

The Office of the County Treasurer and Finance Division are working with the banking institution to obtain "inquiry only" access to the investment accounts. Until the access has been obtained, the Office of the County Treasurer will continue to provide statements for the investment accounts to Finance Division staff on a monthly basis, or as requested.

Contact Person(s): Victor Montoya, County Treasurer; Teresa Martinez, Finance Director

Anticipated Completion Date: December 31, 2012

**STATE OF NEW MEXICO
SANTA FE COUNTY
SCHEDULE OF FINDINGS AND QUESTIONED COSTS
YEAR ENDED JUNE 30, 2012**

D. FINDINGS RELATED TO COMPLIANCE AND OTHER MATTERS (Concl'd)

Reference Number: FS 12-02

Type of Finding: Noncompliance

Description: Social Security Administration

CRITERIA

Office of the State Auditor Audit Rule 2.2.2.10.H(2)(d) indicates the Social Security Administration now requires all state and local government employers to disclose to all new employees the fact that their job is not covered by Social Security if they were hired for a position not covered by Social Security. These employees must sign a statement that they are aware of a possible reduction in their future Social Security benefit entitlement.

CONDITION/CONTEXT

One out of 29 personnel files tested did not contain a form with signature and acknowledgement that the employee's position was not covered by Social Security.

EFFECT

The employee may be unaware that their job is not covered by Social Security.

CAUSE

This form for the employee was not processed during new hire orientation.

RECOMMENDATION

The Santa Fe County Human Resource Office should provide a control structure in which they ensure the necessary documents are completed related to future hires.

AGENCY RESPONSE

During the 2012 audit, HR files were requested by the auditors. In addition, acknowledgment forms explaining that our Sheriff Deputies do not contribute to Social Security were requested. One employee's file was missing this form which resulted in a finding. This problem has been addressed by requiring a second HR employee to review and sign-off on the new hire checklist which includes completion of this form. In addition, the employee has since completed the form and is now in his file.

Contact Person(s): Bernadette Salazar, Human Resources Director

Anticipated Completion Date: November 9, 2012

**SANTA FE COUNTY, NEW MEXICO
SUMMARY SCHEDULE OF PRIOR AUDIT FINDINGS
YEAR ENDED JUNE 30, 2012**

Status of Federal Award Findings and Questioned Costs

Reference Number: FS 07-01
Status: Modified and repeated.

Reference Number: FS 10-05
Status: Resolved.

Reference Number: FS 11-01
Status: Resolved.

Reference Number: FS 11-02
Status: Resolved.

Reference Number: FS 11-03
Status: Modified and repeated.

Reference Number: 11-04
Program: Housing Voucher Cluster
CFDA Number: 14.871
Status: Resolved.

**STATE OF NEW MEXICO
SANTA FE COUNTY
EXIT CONFERENCE
YEAR ENDED JUNE 30, 2012**

An exit conference was conducted on November 7, 2012, in a closed meeting, in which the contents of this report were discussed with the following:

Santa Fe County

Liz Stefanics, County Commissioner

Katherine Miller, County Manager

Teresa Martinez, Finance Director

Ron Pacheco, Housing Executive Director

Tracey Young, Senior Accountant – Housing

Gary Perez, Deputy County Assessor

Adam Leigland, Public Works Director

Patricio Guerrerortiz, Water Utilities Director

Molly Saiz, Accounting Oversight & Financial Reporting Manager

Samuel L. Montoya, Accounting Supervisor

Erika Lovato, Accounting Supervisor

Heinfeld, Meech & Co.

Audrey Jaramillo, Partner

Sara Specht, Senior Associate

(This page intentionally left blank)



Photo by Eric Luchetti