



OFFICE OF THE STATE AUDITOR
Hector H. Balderas

STATE OF NEW MEXICO
RIO ARRIBA COUNTY
ANNUAL FINANCIAL REPORT
FOR THE YEAR ENDED
JUNE 30, 2009

(With Independent Auditor's Report Thereon)



State of New Mexico
OFFICE OF THE STATE AUDITOR

Hector H. Balderas
State Auditor

Carla C. Martinez
Deputy State Auditor

March 10, 2010

SAO Ref. No. 5021

HAND-DELIVERED

Lorenzo Valdez, County Manager
Rio Arriba County
1122 Industrial Park Road
Española, NM 87532

SUBJECT: Audit Report—Rio Arriba County—2008-2009 Fiscal Year—Prepared by the Office of the State Auditor

The audit report for your agency was received by the Office of the State Auditor (Office) on December 15, 2009. The State Auditor's review of the audit report required by Section 12-6-14 (D) NMSA 1978 and 2.2.2.13 NMAC has been completed. This letter is your authorization to make the final payment the Office. In accordance with Section 2 of the audit contract, the Office will deliver the specified number of copies of the audit to the agency.

As per your written request to waive the five-day waiting period, the audit report is public record immediately pursuant to Section 12-6-5 NMSA 1978. Accordingly, the audit report will be:

- released by the Office of the State Auditor to the Legislative Finance Committee and the Department of Finance and Administration.

The Office's findings and comments are included in the audit report on pages 177-193. It is ultimately the responsibility of the governing authority of the agency to take corrective action on all findings and comments.

A handwritten signature in black ink, appearing to read "Hector H. Balderas".

HECTOR H. BALDERAS
STATE AUDITOR

cc: Legislative Finance Committee
Department of Finance and Administration, Financial Control Division & Budget Division

STATE OF NEW MEXICO

RIO ARRIBA COUNTY

ANNUAL FINANCIAL REPORT

FOR THE YEAR ENDED

JUNE 30, 2009

INTRODUCTORY SECTION

(This page intentionally left blank)

STATE OF NEW MEXICO
 Rio Arriba County
 Table of Contents
 June 30, 2009

INTRODUCTORY SECTION	<u>Exhibit</u>	<u>Page</u>
Table of Contents		i-iv
Official Roster		v
FINANCIAL SECTION		
Independent Auditors' Report		1-2
Management's Discussion and Analysis		3-16
Basic Financial Statements:		
Government Wide Financial Statements:		
Statement of Net Assets	1	17
Statement of Activities	2	18-19
Fund Financial Statements:		
Governmental Funds:		
Balance Sheet - Governmental Funds	3	20
Reconciliation of the Balance Sheet to the Statement of Net Assets		21
Statement of Revenues, Expenditures, and Changes in Fund Balances - Governmental Funds	4	22
Reconciliation of the Statement of Revenues, Expenditures and Changes in Fund Balances of Governmental Funds to the Statement of Activities		23
Statement of Revenues, Expenditures, and Change in Fund Balance – Budget (Non-GAAP Budgetary Basis) and Actual- General Fund	5	24
Proprietary Funds:		
Statement of Net Assets – Enterprise Funds	6	25
Statement of Revenues, Expenses, and Changes in Net Assets – Enterprise Funds	7	26
Statement of Cash Flow – Enterprise Funds	8	27
Fiduciary Fund		
Statement of Fiduciary Assets and Liabilities- Agency Funds	9	28
NOTES TO THE FINANCIAL STATEMENTS		29-52
SUPPLEMENTARY INFORMATION	<u>Statement</u>	<u>Page</u>
Statement of Revenues, Expenditures, and Change in Fund Balance – Budget (Non-GAAP Budgetary Basis) and Actual- County Capital Project Fund	1	53
Non-Major Governmental Funds:		
Non-Major Fund Descriptions		54-61
Combining Balance Sheet		
Special Revenue	A-1	62-70
Capital Projects	A-2	71-74
Debt Service	A-3	75

STATE OF NEW MEXICO

Rio Arriba County

Table of Contents

June 30, 2009

	<u>Statement</u>	<u>Page</u>
Combining Statement of Revenues, Expenditures, and Changes in Fund Balances -		
Special Revenue	A-4	76-84
Capital Projects	A-5	85-88
Debt Service	A-6	89
 Statement of Revenues, Expenditures, and Change in Fund Balance – Budget (Non-GAAP Budgetary Basis) and Actual:		
Combining – Non-Major Special Revenue Funds	B	90
Jail Operations	B-1	91
Solid Waste	B-2	92
County Property Valuation	B-3	93
Road Projects	B-4	94
Emergency Comm/EMS	B-5	95
Farm and Range Improvement	B-6	96
Law Enforcement	B-7	97
Lodgers’ Tax Act	B-8	98
Recreation	B-9	99
Senior Citizen Program	B-10	100
Indigent	B-11	101
County Fire Protection	B-12	102
Clerk’s Recording and Filing Fees	B-13	103
RAC Fire & Rescue Association	B-14	104
DWI Grants	B-15	105
Fire Department Funds	B-16	106
EMS Funds	B-17	107
NMCC Outreach	B-18	108
New Mexico State Library	B-19	109
Forest Reserve Title III	B-20	110
Wildfire Risk Reduction Plan	B-21	111
Summer Food Program	B-22	112
SCAAP	B-23	113
Local Law Enforcement Block Grants	B-24	114
Department of Transportation Check Points	B-25	115
Water Study Grant	B-26	116
NCCBS	B-27	117
CEM 2005-GE-T5-0012 - RAC	B-28	118
CYFD #06-690-7000-7040	B-29	119
DOH CHI CNS 08-655-0200-0077 A-1	B-30	120
Maternal/Child Health	B-31	121
NM Hospital Association	B-32	122
DOH CHI CNSL 04.665.42	B-33	123
Region 2 - Behavioral Health/Value Options	B-34	124
Region 2 – TCA Program - Value Options	B-35	125
Value Options	B-36	126

STATE OF NEW MEXICO

Rio Arriba County

Table of Contents

June 30, 2009

	<u>Statement</u>	<u>Page</u>
Bird Flu Planning	B-37	127
Dept. of Homeland Security and Emergency Mgmt - Exercises	B-38	128
NM Dept. of Homeland Security & Emergency Management - MGMT	B-39	129
RDC Department of Energy Grant	B-40	130
RAJJB 07-690-3057 - CYFD	B-41	131
Inmate Evercom Phone	B-42	132
Capital Project Funds		
Combining Summary	C	133
USDA Grants	C-1	134
Waste Water Treatment	C-2	135
CDBG Health Commons	C-3	136
Rio Arriba County Health Commons	C-4	137
Senior Citizens Appropriations	C-5	138
Landfill Closure	C-6	139
Senior Countywide 2007 - 2371	C-7	140
State Appropriations 2002 - 2004	C-8	141
Fire District Bond Funds	C-9	142
EMS Bond Fund	C-10	143
2005 State Appropriations Projects	C-11	144
2006 State Appropriations Projects	C-12	145
2007 State Appropriations Projects	C-13	146
2008 State Appropriations Projects	C-14	147
Debt Service Funds		
Combining Summary	D	148
Jail Debt Service Bonds	D-1	149
Fire Tax Revenue Bonds	D-2	150
Sub Office Revenue Bonds	D-3	151
Rio Arriba Housing Authority –		
A Blended Component Unit of Rio Arriba County		
Combining Statement of Net Assets – Proprietary Funds	E-1	152
Combining Statement of Revenues, Expenses and Changes in Net Assets – Proprietary Funds	E-2	153
Combining Statement of Cash Flows – Proprietary Funds	E-3	154
Statement of Revenues, Expenditures, and Change in Fund Balance – Budget (Non-GAAP Budgetary Basis) and Actual:		
Low Rent Public Housing	E-4	155
Capital Fund Program	E-5	156
Section 8 Housing Choice Vouchers	E-6	157

STATE OF NEW MEXICO
 Rio Arriba County
 Table of Contents
 June 30, 2009

SUPPORTING SCHEDULES

	<u>Schedule</u>	<u>Page</u>
Schedule of Collateral Pledged by Depository for Public Funds	I	158
Schedule of Deposit and Investment Accounts- County	II	159
Schedule of Deposit and Investment Accounts- Housing Authority	III	160
Tax roll Reconciliation – Changes in Property Taxes Receivable	IV	161
Property Tax Schedules	V	162-167
Schedule of Changes in Fiduciary Assets and Liabilities – Agency Funds	VI	168
Financial Data Schedule – Housing Authority	VII	169-170

COMPLIANCE SECTION

Report on Internal Control over Financial Reporting and on Compliance and Other Matters Based on an Audit of Financial Statements Performed in Accordance with Governmental Auditing Standards		171-172
--	--	---------

FEDERAL FINANCIAL ASSISTANCE

Report on Compliance with Requirements Applicable to each Major Program and Internal Control over Compliance in Accordance with OMB Circular A-133		173-174
Schedule of Expenditures of Federal Awards	VIII	175-176
Schedule of Findings and Questioned Costs		177-193

OTHER DISCLOSURES

Exit Conference		194
-----------------	--	-----

STATE OF NEW MEXICO
Rio Arriba County
Official Roster
June 30, 2009

Name

Title

**Board of County
Commissioners**

Elias Coriz	Chairman
Alfredo L. Montoya	Commissioner
Felipe D. Martinez	Commissioner

Elected Officials

Arthur H. Rodarte	County Assessor
Angela M. Gallegos	Probate Judge
Livia Olguin	County Treasurer
Jose M. Mascarenas	County Sheriff
Moises Morales	County Clerk

Administrative Officials

Lorenzo Valdez	County Manager
Tomas Campos III	Assistant County Manager
Mary Louise Martinez	Comptroller
Christine Montano	Director of Finance
Guadalupe Mercure	Assistant Director of Finance

(This page intentionally left blank)

FINANCIAL SECTION

(This page intentionally left blank)



State of New Mexico
OFFICE OF THE STATE AUDITOR

Hector H. Balderas
State Auditor

Carla C. Martinez
Deputy State Auditor

INDEPENDENT AUDITORS' REPORT

Hector Balderas
New Mexico State Auditor
To the County Manager and County
Commissioners Rio Arriba County
PO BOX 127 – Main Street
Tierra Amarilla, New Mexico 87575

We have audited the accompanying financial statements of the governmental activities, the business-type activities, each major fund, budgetary comparison for the general fund and the aggregate remaining fund information of Rio Arriba County, New Mexico, as of and for the year ended June 30, 2009, which collectively comprise Rio Arriba County's basic financial statements as listed in the table of contents. We also have audited the financial statements of each of the County's nonmajor governmental funds and the budgetary comparisons for the major capital projects fund and the nonmajor governmental funds presented as supplementary information in the accompanying combining and individual fund financial statements as of and for the year ended June 30, 2009 as listed in the table of contents. These financial statements are the responsibility of Rio Arriba County's management. Our responsibility is to express an opinion on these financial statements based on our audit.

We conducted our audit in accordance with auditing standards generally accepted in the United States of America and the standards applicable to financial audits contained in *Government Auditing Standards*, issued by the Comptroller General of the United States. Those standards require that we plan and perform the audit to obtain reasonable assurance about whether the financial statements are free of material misstatement. An audit includes consideration of internal control over financial reporting as a basis for designing audit procedures that are appropriate in the circumstances, but not for the purpose of expressing an opinion on the effectiveness of the County's internal control over financial reporting. Accordingly, we express no such opinion. An audit includes examining, on a test basis, evidence supporting the amounts and disclosures in the financial statements. An audit also includes assessing the accounting principles used and significant estimates made by management, as well as evaluating the overall financial statement presentation. We believe that our audit provides a reasonable basis for our opinions.

In our opinion, the financial statements referred to above present fairly, in all material respects, the respective financial position of the governmental activities, the business-type activities, each major fund and the aggregate remaining fund information of Rio Arriba County, New Mexico, as of June 30, 2009, and the respective change in financial position, cash flows there of, and the respective budgetary comparison for each major fund for the year then ended in conformity with accounting principles generally accepted in the United States of America. In addition, in our opinion, the financial statements referred to above present fairly, in all material respects, the respective financial position of each nonmajor governmental fund of Rio Arriba County, New Mexico, as of June 30, 2009, and the respective changes in financial position thereof and the respective budgetary comparisons for the major capital projects fund, and all nonmajor governmental funds for the year then ended in conformity with accounting principles generally accepted in the United States of America.

In accordance with *Government Auditing Standards*, we have also issued our report dated November 16, 2009 on our consideration of the County's internal control over financial reporting and on our tests of its compliance with certain provisions of laws, regulations, contracts and grant agreements and other matters. The purpose of that report is to describe the scope of our testing of internal control over financial reporting and compliance and the results of that testing, and not to provide an opinion on the internal control over financial reporting or on compliance. That report is an integral part of an audit performed in accordance with *Government Auditing Standards* and should be considered in assessing the results of our audit.

The *Management's Discussion and Analysis* on pages 3 through 16 is not a required part of the basic financial statements but is supplementary information required by accounting principles generally accepted in the United State of America. We have applied certain limited procedures, which consisted principally of inquiries of management regarding the methods of measurement and presentation of the required supplementary information. However, we did not audit the information and express no opinion on it.

Our audit was conducted for the purpose of forming opinions on the financial statements that collectively comprise the County's basic financial statements, the combining and individual fund financial statements, and the budgetary comparisons. The accompanying Schedule of Expenditures of Federal Awards is presented for purposes of additional analysis as required by the U.S. Office of Management and Budget Circular A-133, *Audits of States, Local Governments, and Non-Profit Organizations*, and is not a required part of the financial statements. The accompanying information listed as supporting schedules I through VII are presented for purposes of additional analysis and are not a required part of the basic financial statements. Such information has been subjected to the auditing procedures applied in the audit of the basic financial statements and each of the County's nonmajor governmental funds and, in our opinion, is fairly stated, in all material respects, in relation to the basic financial statements taken as a whole.

Office of the State Auditor

Office of the State Auditor
November 16, 2009

STATE OF NEW MEXICO
Rio Arriba County
Management's Discussion and Analysis
June 30, 2009

The discussion and analysis of Rio Arriba County's financial performance provides an overview of the County's financial activities for the year ended June 30, 2009. The intent of this discussion and analysis is to look at the County's financial performance as a whole.

Financial Highlights

Key financial highlights for the 2008-09 fiscal year as follows:

- o The government-wide assets of the County exceed its liabilities as of June 30, 2009 by \$105,567,156 (net assets) for the primary government. Of this amount \$67,608,047 is invested in capital assets (net of related debt). Of the remaining balance, \$16,686,276 is unrestricted and may be used to meet the government's ongoing obligations to citizens and creditors.
- o The County's total net assets for the primary government increased by \$17,761,686 or by 20.23% during the fiscal year. The County's only component unit, Rio Arriba Housing Authority is reporting a reduction of net assets of \$229,277 or by 9.14%.
- o The County's general fund total assets declined by \$6,996,605 from \$19,714,306 in FY08 to \$12,717,701 or a decrease of 35.49%.
- o The County has outstanding debt of \$1,585,000 for the annex building in Espanola, and \$51,000 for the fire station building in Tierra Amarilla.
- o The County has the required of 3/12th of budgeted expenditures reserved for use in the 2009-10 fiscal year.
- o Oil and gas tax revenues \$15,607,143 comprise 56.85% of the total revenues for general fund use. Gross receipt taxes of \$5,402,635 at 19.68% are the next major source of revenue.
- o The County created a fund titled *County Funded Capital Projects* for major capital projects. This fund is part of the general fund expenditures but grouped with the other capital project funds. The major projects completed were the Chimayo Community Center and Lumberton Bridge. Gross Receipts monies were used to update technology and purchase and maintain road equipment.

Overview of the Financial Statements

This annual report consists of a series of financial statements. These statements are organized so the reader can understand of the county as a financial whole or as an entire operating entity.

The County's basic financial statements are comprised of three components: the County-wide financial statements, fund financial statements, and the notes to the financial statements. This report also contains other supplementary information in addition to the basic financial statements themselves.

County-Wide Financial Statements

The County-wide financial statement is designed to provide readers with a broad overview of the County's finances, in a manner similar to a private-sector business. The statement of net assets presents information on all of the County's assets and liabilities, with the difference between the two reported as net assets. The statement of activities presents information showing how the County's net assets changed during the current year. These statements are prepared using the accrual basis of accounting similar to the accounting method used by private

STATE OF NEW MEXICO
Rio Arriba County
Management's Discussion and Analysis
June 30, 2009

sector companies. This basis of accounting takes into consideration all of the current year's revenues and expenses, regardless of when the cash is received or paid.

The change in net assets is important because it tells the reader whether, for the County as a whole, the financial position of the County has improved or diminished. However, in evaluating the overall position of the County, non-financial information such as changes in the County's tax base and the condition of the County's capital assets will also need to be evaluated.

Governmental Activities- most of the County's programs and services are reported here, including general government, public safety, public works, health and human services, and the economic development. Primarily taxes and intergovernmental revenues, including federal and state grants and other shared revenues, fund these services.

Fund Financial Statements

A fund is a grouping of related accounts that is used to maintain control over resources that have been segregated for specific activities or objects. The County, like other state and local governments, uses fund accounting to ensure and demonstrate compliance with finance-related legal requirements. All of the funds of the County can be divided into three categories; governmental funds, proprietary funds, and fiduciary funds. Fund financial statements provide detailed information about the County's major funds. Based on the restriction on the use of moneys, the County has established many funds that account for the multitude of services provided to our residents. The County's major governmental fund is the General Fund. Governmental Funds – Governmental funds are used to account for essentially the same functions reported as governmental activities on the government-wide financial statements. Most of the County's basic services are reported in these funds that focus on how money flows into and out of the funds and the year-end balances available for spending. These funds are reported on the modified accrual basis of accounting that measures cash and all other financial assets that can be readily converted to cash. The governmental fund statements provide a detailed short-term view of the County's general government operations and the basic services being provided, along with the financial resources available. Because the focus of the governmental funds is narrower than that of the government-wide financial statements, it is useful to compare the information presented for governmental funds with similar information presented for governmental activities on the government-wide financial statements. By doing so, readers may better understand the long-term effect of the government's short-term financing decisions. Both the governmental fund balance sheet and governmental fund statement of revenues, expenditures, and changes in fund balance provide a reconciliation to facilitate this comparison between governmental funds and governmental activities.

The County maintains a multitude of individual governmental funds. Information is presented separately on the governmental fund balance sheet and on the governmental fund statement of revenues, expenditures, and changes in fund balances for the major funds, which were identified earlier. Data from the other governmental funds are combined into a single, aggregated presentation. Individual fund data for each of these non-major governmental funds is provided in the form of combining statements elsewhere in this report.

The County has a blended component unit Rio Arriba County Housing Authority (The Authority): The Authority is a separate legal entity that can sue or be sued separately from the County. The component unit has the same three board members as the County and receives funding from the County to meet some of its expenditures. For these reasons The Authority is considered a blended component unit. The Authority provides services to residents, generally within the geographic boundaries of the government. The Generally Accepted Accounting Principles requires the inclusion of this unit in the reporting entity. A separate audited financial statement was issued by the Authority and can be obtained by writing to the Rio Arriba County Housing Authority, P.O. Box 310, 737 La Joya St., Espanola, NM 87532.

STATE OF NEW MEXICO
Rio Arriba County
Management's Discussion and Analysis
June 30, 2009

Fiduciary Funds – Fiduciary funds are used to account for resources held for the benefit of parties outside the County. Fiduciary funds are not reflected on the government-wide financial statements because the resources from those funds are not available to support County's programs. The accounting method used for fiduciary funds is much like that used for proprietary funds.

Notes to the Financial Statements – The notes provide additional information that is essential to a full understanding of the data provided on the government-wide fund financial statements. Other information – In addition to the basic financial statements and accompanying notes, this report also presents combining and individual fund statement and schedules

Government-Wide Financial Analysis

As of June 30, 2008 and 2009, net assets shown in thousands are as follows:

Table 1
Net Assets

	<u>Governmental Activities</u> <u>2008</u>	<u>Governmental Activities</u> <u>2009</u>
Assets:		
Current and Other Assets	\$36,688,003	\$ 38,991,914
Capital Assets, Net	51,646,009	67,153,239
Total Assets	<u><u>\$88,334,012</u></u>	<u><u>\$106,145,153</u></u>
Liabilities:		
Current and Other Liabilities	\$ 1,017,387	\$ 1,151,408
Long-Term Liabilities	2,018,593	1,704,750
Total Liabilities	<u><u>3,035,980</u></u>	<u><u>2,856,158</u></u>
Net Assets:		
Invested in Capital Assets,		
Net of related Debt	\$49,819,009	\$ 65,517,239
Restricted	17,390,981	21,236,082
Unrestricted	18,088,042	16,535,674
Total Net Assets	<u><u>\$85,298,032</u></u>	<u><u>\$103,288,995</u></u>
Total liabilities and net assets	<u><u>\$88,334,012</u></u>	<u><u>\$106,145,153</u></u>

By far, the largest portion of the County's net assets is in the investment in capital assets less the related debt to acquire these assets that is still outstanding. Although the County's investment in its capital assets is reported net of related debt, it would be noted that the resources needed to repay this debt must be provided from other sources (gross receipts) since the capital assets themselves cannot be used to liquidate these liabilities.

STATE OF NEW MEXICO
Rio Arriba County
Management's Discussion and Analysis
June 30, 2009

Table 2 shows the changes in net assets for 2009 compared to changes in net assets for 2008.

Table 2
Changes in Net Assets

	<u>Governmental Activities</u>	<u>Governmental Activities</u>
	<u>2008</u>	<u>2009</u>
Revenues:		
Charges for Services	\$ 814,552	\$ 955,265
Operating Grants and Contributions	7,461,359	9,525,998
Capital Grants and Contributions	<u>4,154,943</u>	<u>5,696,288</u>
Total Program Revenues	<u>12,430,854</u>	<u>16,177,551</u>
General Revenues		
Property Taxes	4,610,619	4,966,468
Gross receipts and Oil & Gas	22,546,242	21,009,778
Lodger's Tax	28,425	40,377
Other Taxes	233,447	31,025
Interest on Investments	1,050,849	801,026
Gain (Loss) on Sale of Capital Assets	(316,168)	(773,176)
Miscellaneous	<u>303,885</u>	<u>605,405</u>
Total General Revenues	<u>28,457,299</u>	<u>26,680,903</u>
Total Revenue	<u>\$40,888,153</u>	<u>\$42,858,454</u>
Program Expenses:		
General Government	\$11,252,237	\$13,563,009
Public Safety	8,376,664	10,686,974
Culture and Recreation	3,298,230	837,594
Health and Welfare	2,391,503	3,762,546
Public Works	2,674,737	413,866
Interest Expense	<u>159,348</u>	<u>87,922</u>
Total Expenses	<u>\$28,152,719</u>	<u>\$29,351,911</u>
Increase (Decrease) in Net Assets	<u>\$12,735,434</u>	<u>\$13,506,543</u>

STATE OF NEW MEXICO
Rio Arriba County
Management's Discussion and Analysis
June 30, 2009

Governmental Activities

The General Fund received the majority of the County's revenue, accounting for \$27,472,640 or 62.76 percent of total governmental revenues. The primary recipients of these revenues are general government followed by public safety.

The County's direct charges to users of governmental services made up \$ 955,264 or 2.18% of total governmental revenues. These charges are for fees, fines and forfeitures, and licenses and permits.

Property Tax revenues account for \$4,966,468 or 11.35% of total governmental revenues. Another major component of General revenues was oil and gas and gross receipt taxes, which accounted for \$21,009,778 or 48% of total revenues.

Table 3, for governmental activities, indicates the total cost of services and the net cost of services. The total cost of services reflects the cost of program services and charges for services, and grants and contributions offsetting those services. The net cost of services equals the cost of those services supported by tax revenues and unrestricted intergovernmental revenues.

Table 3
Governmental Activities
(In Thousands)

	Total Cost of Services 2008	Total Cost of Services 2009
General Government	\$11,252	\$13,563
Public Safety	8,377	10,687
Culture and Recreation	3,298	838
Health and Welfare	2,392	3,762
Public Works	2,675	414
Interest Expense	159	88
	\$28,153	\$29,352

Business-Type Activities

Business type activities consists of Rio Arriba County Housing Authority (The Authority). The Authority is a blended component unit of the Rio Arriba County. It is a separate legal entity, it has the same board members as the County's board of commissioners, and provides some revenue sources for The Authority to meet its obligations. The Authority is located in Espanola, New Mexico; however the housing units are located in Tierra Amarilla and Ojo Caliente, New Mexico. The Authority manages two low rent public housing developments containing 53 total units and administers Housing and Urban Development's (HUD) Housing Choice Voucher Section 8 housing assistance program.

Rio Arriba County Housing Authority is reporting net assets of \$2,278,160 as of June 30, 2009. Net Assets were reduced by \$229,278 from June 30, 2008 mainly due to depreciation expenses.

STATE OF NEW MEXICO
 Rio Arriba County
 Management's Discussion and Analysis
 June 30, 2009

Table 4
Business-Type Activities

Blended Component Unit

As of June 30, 2008 and 2009, net assets are as follows:

Business-Type Activity	Statement of Net Assets	
	June 30, 2008	June 30, 2009
ASSETS:		
Current and Other Assets	\$ 300,596	\$ 226,858
Capital Assets	2,233,644	2,090,808
Total Assets	<u>\$ 2,534,240</u>	<u>\$ 2,317,666</u>
LIABILITIES:		
Current and Other Liabilities	\$ 24,659	\$ 34,216
Long-Term Liabilities	2,143	5,290
Total Liabilities	<u>26,802</u>	<u>39,506</u>
NET ASSETS		
Invested in capital assets, net of related debt	2,233,644	2,090,808
Restricted net assets	-	36,750
Unrestricted / (Deficit)	273,794	150,602
Total Net Assets	<u>\$ 2,507,438</u>	<u>\$ 2,278,160</u>

For the fiscal years ended June 30, 2008 and 2009, changes in net assets are as follows:

Business-Type Activity	Changes in Net Assets	
	For the Year Ended June 30, 2008	For the Year Ended June 30, 2009
OPERATING REVENUES:		
Charges for services and Other Revenue	\$ 71,698	\$ 77,927
Total Operating Revenues	<u>71,698</u>	<u>77,927</u>
OPERATING EXPENSES:		
Personnel and Contractual Services	181,644	169,687
Supplies, Maintenance and Insurance	385,033	150,747
Utilities	14,423	32,765
Bad Debt Expenses	5,531	16,036
Depreciation	198,136	205,180
Housing Assistance Payments	65,127	76,059
Miscellaneous expenses	199,664	5,080
Total Operating Expenses	<u>1,049,558</u>	<u>655,554</u>

STATE OF NEW MEXICO
Rio Arriba County
Management's Discussion and Analysis
June 30, 2009

NON-OPERATING REVENUES (EXPENSES)

Operating grants	599,954	234,232
Interest income	3,933	2,711
Miscellaneous	53,638	60,193
Total Non-Operating Revenues (Expenses)	657,525	297,137
OTHER REVENUES, EXPENSES AND TRANSFERS:		
Capital Contribution	-	61,107
Insurance reimbursements	-	54,943
Restoration of property	261,962	(45,528)
Transfers in	76,186	61,107
Transfers out	(76,186)	(61,107)
Total Other Revenues, Expenses and Transfers	261,962	70,522
Change in Net Assets	\$ (58,373)	\$ (209,968)

Financial Analysis of County Funds

As noted earlier, the County uses fund accounting to ensure and demonstrate compliance with finance related legal requirements.

Governmental Funds

The focus of the County's governmental funds is to provide information on current revenues, expenditures, transfers and balances of spendable resources. Such information is useful in assessing the County's financing requirements. In particular, unreserved fund balance may serve as a useful measure of the County's net resources available for spending at the end of the year.

As of June 30, 2009 the County's governmental funds reported a combined ending fund balance of \$37,472 thousand, an increase of \$2,196 thousand in comparison with the prior year. Approximately 99 percent of this total (37,370 thousand) constitutes unreserved fund balance. The remainder of the fund balance is reserved for debt service, the Local Government Investment Pool (LGIP) contingency fund, and petty cash.

The General Fund is the primary operating fund of the County. At the end of the 2009 fiscal year, unreserved fund balance was \$11,196,400. As a measure of the General Fund's liquidity, it may be useful to compare both unreserved fund balance and total fund balance to total fund expenditures and transfers.

The fund balance of the County's General Fund decreased by \$7,044,623 during the fiscal year 2009, key factors in this decrease is due to transfers out of the General Fund to other county funds.

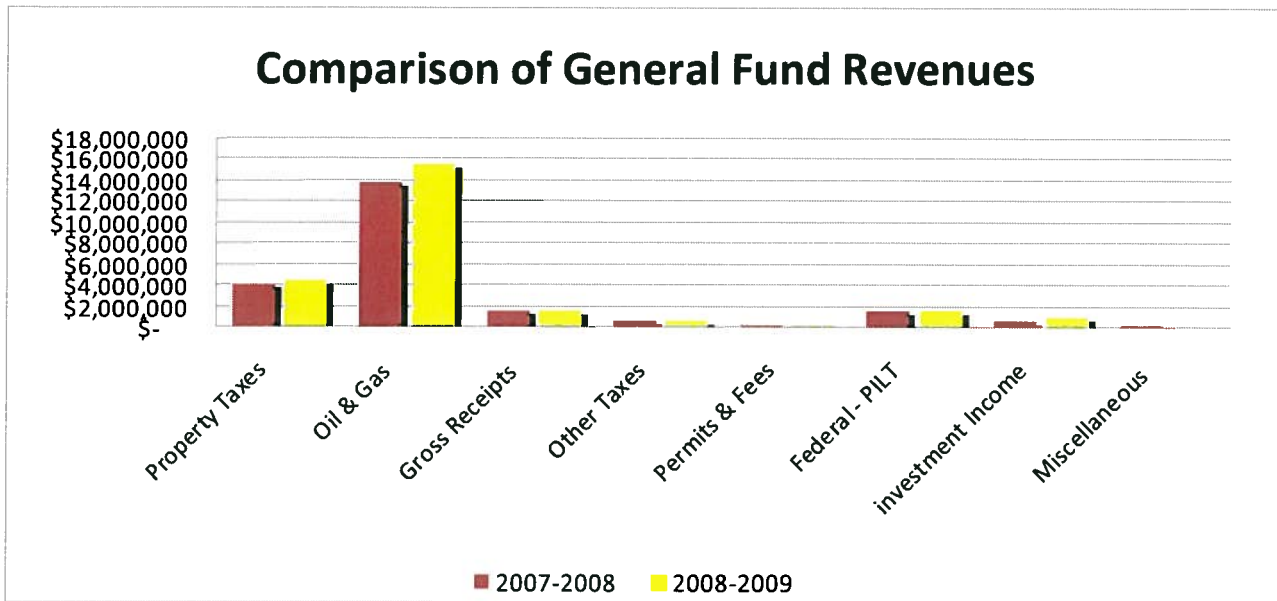
Budgetary Highlights

Comparison between 2007-08 fiscal years and 2008-09 fiscal years

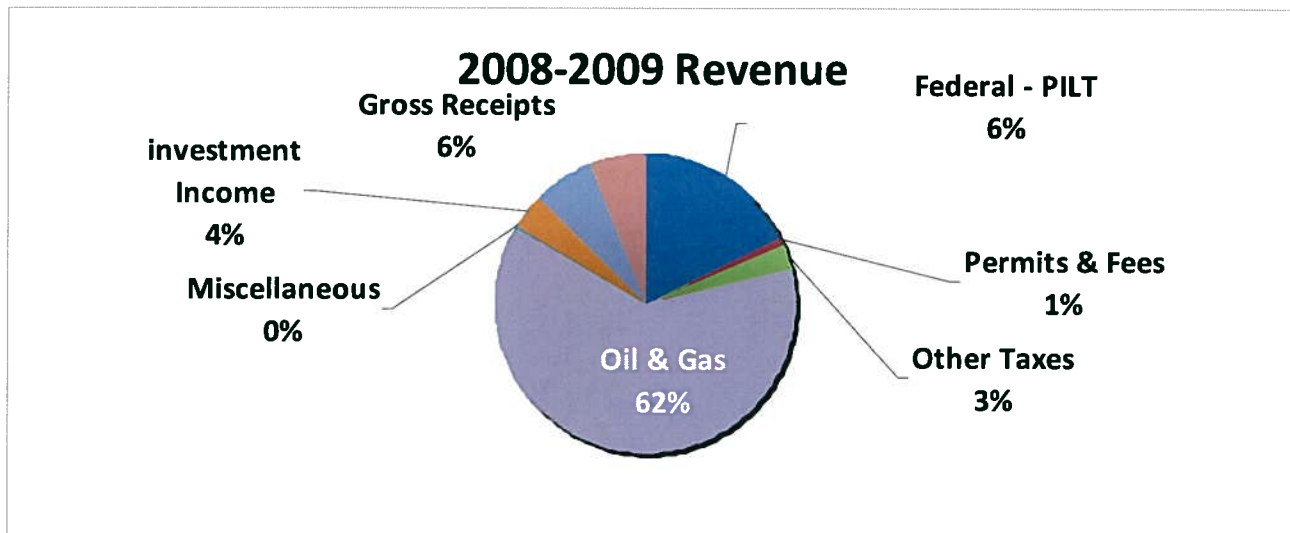
The Rio Arriba County Fiscal Year 2008-2009 Budget totaled \$72,331,158 including \$23,782,099 budgeted for county funded capital projects. The total budget includes General Fund for day-to-day operations of county

STATE OF NEW MEXICO
Rio Arriba County
Management's Discussion and Analysis
June 30, 2009

government; Special Revenue Funds which use is restricted to specific projects and/or programs; Capital Projects which are used for specific capital projects in the County-revenues from Federal, State and Local sources; Debt Service which accounts for revenue bond payments; Enterprise Funds which are used to account for Housing Authority; not included in the budgeted amount above as are the Trust Funds which are used to account for recreation fees and donations for the seniors programs.

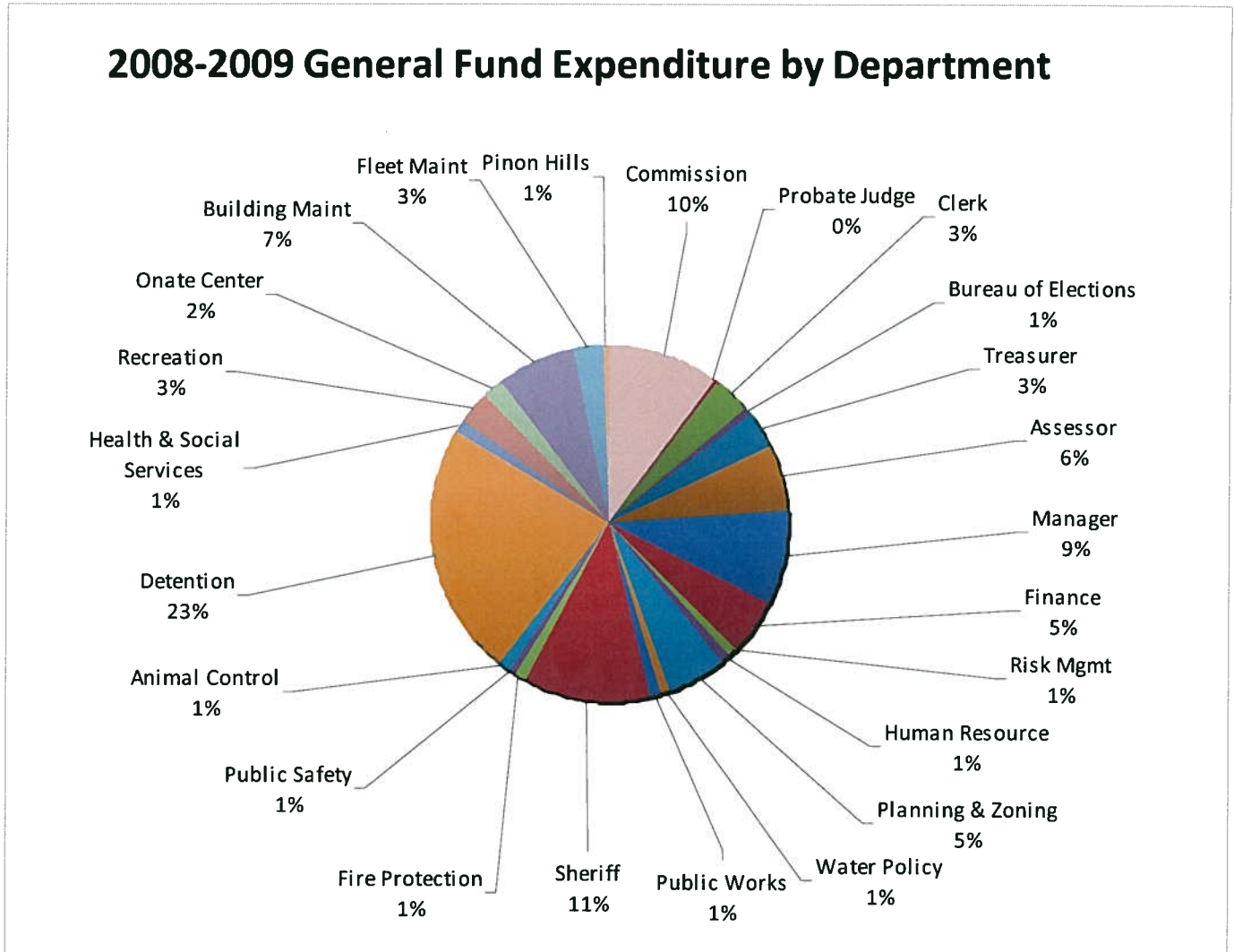


The General Fund operating budget revenue for fiscal year 2009 totaled \$25,092,388 up from \$22,277,660 for fiscal year 2008. The actual revenues received for FY 2009 was \$28,660,103, or \$3,567,715 over budget. Actual Revenue information is reflected in these two illustrations.



STATE OF NEW MEXICO
Rio Arriba County
Management's Discussion and Analysis
June 30, 2009

General Fund operating budgeted expenditures for fiscal year 2009 totaled \$18,710,217 up from \$16,976,568 fiscal year 2008. Increases in the Detention Center budget continue to be the contributing factor to the increases year to year.



Special Projects operating budgeted revenues for fiscal year 2009 totaled \$12,307,805 compared to \$12,213,000 for fiscal year 2008. The slight increase in budgeted revenues was due to current year revenues being collected in a fairly timely matter versus the collection of prior year revenues. The Special Projects expenditures for fiscal year 2009, totaled \$20,611,942 compared to \$19,666,000 for 2008. Expenditure activity increased slightly over the prior year.

Capital Projects operating budgeted revenues for fiscal year 2009 totaled \$11,810,141 as compared to \$12,213,000 for 2008. Revenues for prior year projects were received in the 2009. The Capital Projects budgeted expenditures for fiscal year 2009 totaled \$8,944,061 compared to \$19,666,000 in 2008. The decrease was due to less anticipated expenditures for county fund projects due to a slow economy.

Debt Service Funds operating budgeted expenditures for fiscal year 2009 totaled \$282,839 as compared to \$524,000 in 2008. Expenditures are comparable to the payment schedules.

STATE OF NEW MEXICO
Rio Arriba County
Management's Discussion and Analysis
June 30, 2009

Projected Budgetary Changes for 2009-2010

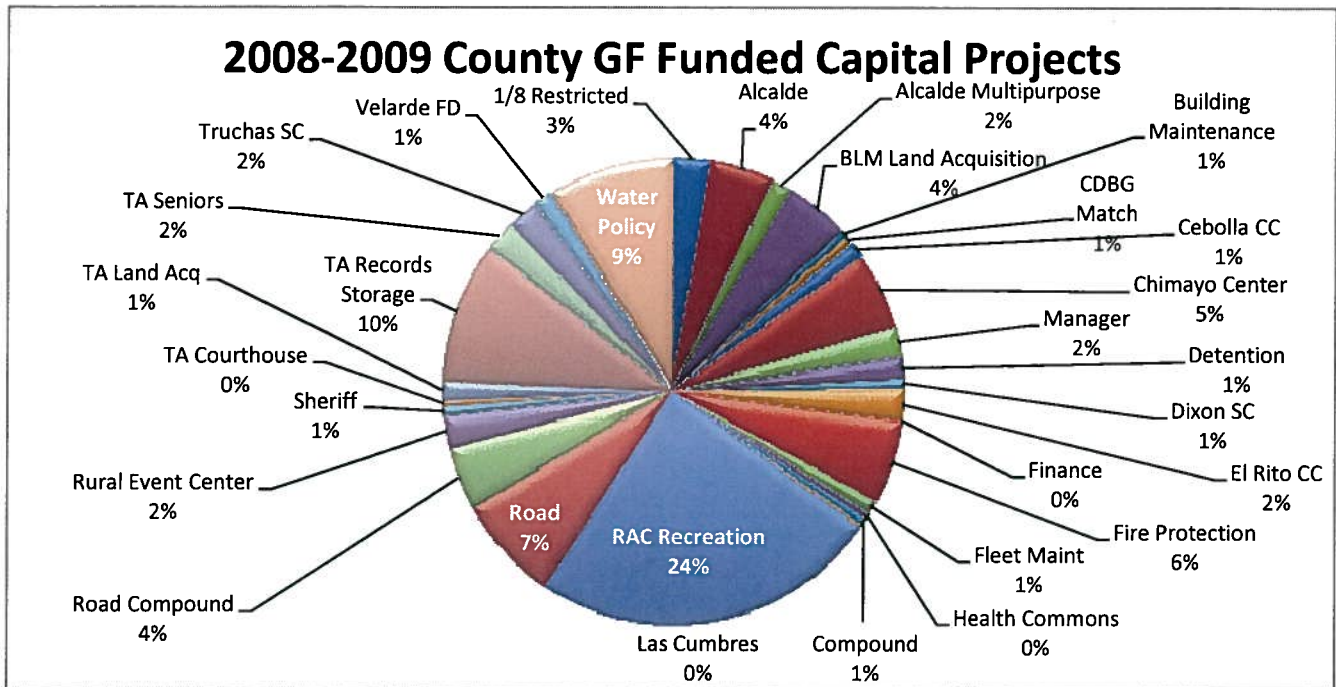
Major changes in revenues are due to decreases in Oil & Gas ADV tax and decrease in state funded capital projects.

Decrease in general government represents transfer of capital project activity to Capital Projects Fund. Public Safety increase is due to budgeting of total cash balances for fire districts and increase in gross receipts funded 911 and EMS services. The Road Maintenance Budget was decreased due to the fact that roads are only being maintained. Health/Welfare budget shows a decrease in federal and state grant funding and includes indigent fund budget. Trust funds included the budgeting of inmate funds and senior activity in senior centers. Cultural/Recreation decreased due to less activity in the Onate Center. Major capital projects have been funded by the state legislature for the current year and carryover from prior year projects completed account for the decrease in the capital budget. Debt service included fee charges for handling bonds by financial institutions.

Revenue Budget - All Funds	2008-09 Budget	2009-10 Budget	Increases (Decrease)
Property Taxes	4,471,689	4,732,119	260,430
Gross Receipts Tax	4,700,000	4,950,000	250,000
Oil & Gas AD V	14,926,376	7,000,000	(7,926,376)
Other Taxes	888,357	907,500	19,143
Fees/Licenses/Permits	1,169,400	856,000	(313,400)
Other Revenues	2,594,374	1,289,907	(1,304,467)
State Grants	16,082,706	13,531,018	(2,551,688)
Federal PILT	1,500,000	2,500,000	1,000,000
Other Federal Grants	3,570,644	3,912,081	341,437
Other Grants	-	-	-
	<u>49,903,546</u>	<u>39,678,625</u>	<u>(10,224,921)</u>

Expenditure Budget- All Funds	2008-09 Budget	2009-10 Budget	Increases (Decrease)
General Government	17,175,932	14,357,043	(2,818,889)
Public Safety	14,825,059	16,232,204	1,407,145
Roads	4,539,219	4,437,121	(102,098)
Health/Welfare	5,068,179	1,842,666	(3,225,513)
Trust Accts	80,267	55,106	(25,161)
Cultural/Recreation	1,045,897	932,939	(112,958)
Capital Projects	23,632,702	18,247,253	(5,385,449)
Debt Services	270,668	281,548	10,880
	<u>66,637,923</u>	<u>56,385,880</u>	<u>(10,252,043)</u>

STATE OF NEW MEXICO
Rio Arriba County
Management's Discussion and Analysis
June 30, 2009



Capital Assets and Debt Administration
Capital Assets

The County's investment in capital assets for governmental activities as of June 30, 2009, was \$69,244 thousand (net of accumulated depreciation). This investment in capital assets includes land and improvements, buildings and improvements, machinery and equipment, vehicles, and infrastructure.

Major capital asset events during 2009 include

- | | |
|-------------------------------------|--------------------------|
| Road additions | Abiquiu Fire Dept. |
| Health Commons | Chimayo Community Center |
| Purchase of Road Equipment | Ojo Sarco Fire Dept. |
| Replace Vehicles including Sheriffs | Lindrith Fire Dept. |
| Purchase Fire Trucks | |
| Brazos Fire Dept. | |

Long-Term Debt

At June 30, 2009, the County had gross receipts tax refunding revenue bonds outstanding of \$1,585,000, also the County has a NMFA Loan outstanding in the amount of \$51,000. In addition to bonded debt, the County's long-term obligations include compensated absences. Additional information on the County's long-term debt can be found in the Notes to Financial Statement

STATE OF NEW MEXICO
Rio Arriba County
Management's Discussion and Analysis
June 30, 2009

Economic Factors

The Management Discussion and Analysis for 2008-2009 must begin with comments regarding the global recession which has dramatically impacted the budget of the State of New Mexico and certainly Rio Arriba County. Revenues to the State declined from \$6.4 billion budgeted for 2008-2009 to \$4.8 over the past 15 months leaving a budget shortfall for the current fiscal year of \$650 million. There is an ongoing debate as to whether we have reached bottom and when and how long it will take to climb out of this recession and what that means exactly. The balancing of state budgets this year will impact state revenue transfers to the county significantly. All indications are that we can expect a contraction of no less than 7% in most fund transfers, including funds for seniors, roads, detention and other state revenues streams. The Governor and the Legislature in a Special Session in October of 2009 have begun the process of pulling back \$150 million in Capital Outlay Funding from local governments. A onetime infusion of \$90 million in federal stimulus dollars to reduce the state budget deficit leaves the question as to how that will be made up in the 2010-2011 fiscal years. The state Reserve Fund has shrunk by 6%. All local governments will be watching the 2010 Legislative Session to see how the legislature will deal with increasing revenues or taking more of those revenues to keep the state budget balanced.

Rio Arriba County is the 3rd largest producer of Oil (5%) and Natural Gas (95%) in New Mexico, most of that has occurred in the western half of the county (Energy District) but exploration is being initiated in the eastern high mountain regions (Frontier District). Concerns with our most important resources, water quality (most of it is produced in this high mountain watersheds) traditional communities (culture) have obligated the Board of County Commissioners to pass an Oil and Gas Development Ordinance. In the MD&A for 2007-2008 management commented on the volatility of the Oil and Gas revenue stream, cautioning that we have experienced very low distributions of property tax and production revenues over the past 15 years. The strategy for staying whole in our budget was to limit the use of that revenue stream to 50% for recurring costs. Currently, the entire revenues will only sustain the recurring costs at that level and the 09-10 fiscal year budget did not allocate any new capital outlay monies allocated from the general fund. If revenues continue to drop the Capital Outlay projects may have to be reduced/deferred to make up deficits. Natural Gas (NG) prices declined dramatically over the past 15 months. It dropped from an average of \$8.80 P/TCF in 2008 to a low of \$2.70 in mid-2009 and has since rebounded to about \$4.60 today, 11/04/09. However, the price of NG is only one part of the revenue equation. The reduced consumption due to the recession and the discovery of abundant supplies of NG in shale beds around the country has filled every available storage space and it is backed down the distribution lines. That fact results in reduced production in this county, NG is about 95% of the energy production in Rio Arriba County and thus accounts for most of the revenue from that sector. As oil declines as a source of energy and byproducts, it is management's expectation that the demand for NG will fill a significant part of that demand, and as a result revenues will rebound, the issue then is, how long the county has to operate on reduced budgets to stay balanced and what do we do to improve revenues.

The federal revenues from Payment in Lieu of Taxes (PILT) and Secure Rural Schools and Counties Act (SRSCA) have served to mitigate the impacts. Congressional action in 2008 increased the PILT payments to closer to full funding. The formula, based on 1970 local property taxes nationwide, projected that the federal government should fund Rio Arriba County at about \$2.1 million to compensate for the 70% of area owned by the federal government in this county. In 2008 the funding increased from \$900,000 to \$1.4 million, however, the legislation that enabled this will sunset in 2011. That is true of the SRSCA, that fund makes up funding as well, the increase in funding from that source has and PILT has kept our budget whole in recurring expenses this year and next, and should pull us through 2010-2011 at current expenditures, minus capital outlay. A concerted effort to renew that legislation at the federal level and to get Congress to consider full funding for PILT must be undertaken immediately in concert with our Western County Alliance.

Gross Receipt Taxes (GRT) have declined (also in the 7% range) due to the contraction in business activity as a result of the recession. The unemployment rate in Rio Arriba County has always been one of the highest rates in NM. Seasonally, unemployment can run near 16% and is near that range today. The poverty rate is one of the

STATE OF NEW MEXICO
Rio Arriba County
Management's Discussion and Analysis
June 30, 2009

highest for counties nationwide and the reliance on assistance from state and federal transfers for health care, food stamps, and other public assistance are an important part of the economy. That source of funding is being compromised by the high budget deficits at the state level. The 2010 legislature may include GRT legislation, particularly in the Food and Medical Exemption areas and the Equalization funding that provided significant revenues to Rio Arriba County. Rio Arriba County has the Detention Gross Receipts Tax and 1/16th of the County General GRT as a revenue source if needed, it would take no less than six months to bring revenues on line from those sources if needed, those sources could generate over \$2m if implemented to keep budgets whole. Certainly the Board of County Commissioners must hold the line on spending for the foreseeable future so that these regressive taxes are only used as a last resort to keep budgets balanced and county services provided.

Population growth in Rio Arriba County has been slow with some rural areas losing population, we are hoping that the 2010 census is successful in counting all our residents, the 2000 census did not accomplish that. An increase in subdivision development is accommodating immigration from highly populated eastern and western states and placing demands for services at a level that they were used to where they came from. It is doubtful that they could have many of those services even there in today's economy. In Rio Arriba, new bridges, fire and police protection and other services have always been hard to fund. Local young people leave for employment elsewhere and the natural resource base for local industry (especially timber and livestock) has been restricted by reduced extraction from the federal properties (70% of the land area) in the county, largely due to environmental activist lawsuits. The fact that many people own their land and homes and raise a good part of their food in Rio Arriba County has tempered negative economic impacts going back to the great depression, that is changing and we have seen some of the effects of the mortgage crisis in the this county.

The Los Alamos National Laboratory (LANL), State of New Mexico, the public schools and other public employment is the source of much of the cash flow in Rio Arriba County. Obviously, federal and state budget concerns and policy decisions can have devastating effects here. A coalition of six local governments has joined Los Alamos County in seeking working to stabilize the \$2 billion LANL budget. Three areas of action are its focus: 1) Environmental cleanup 2) Diversification of the Laboratories Mission and 3) Support the ongoing capability of the Laboratory. There are unprecedented levels of collaborative efforts by local governments to regionalize and improve services at a more reasonable cost, from social services to infrastructure development.

A Broad Band infrastructure development project coalition has brought together local governments, tribal governments and private partners and is anxiously awaiting ARRA decisions on funding of cutting edge regional proposal(s) which have been coordinated to mesh together a system to meet the broad band requirements 40 years into the future. It is the most important national initiative and is reflected in the size of the federal commitment, it will move the nation into a new economy and a higher level democracy and citizen participation in all aspects of society. This new equivalent of the rural electrification and utilities initiatives of the 20th century is critical to education, business development, health care, information dissemination, and every imaginable human activity in which we engage in today. Our educational system is certainly one of those investments that benefits business development, an educated, informed and active populace is the best workforce. Northern New Mexico College has been working to position itself to meet the needs of the local population, increasing its degree granting capacity and including innovative programs in energy, engineering, health care and teacher development.

While a contraction in government budgets may be inevitable and it will in management's opinion take as long as five years to stabilize at new levels, Rio Arriba County is in a favorable position to ride out the down turn, provided that responsible budget decisions are made and the available revenues implemented responsibly, sustaining the infrastructure projects built out over the past five to six years will be a challenge, engagement in growing economic opportunities will have to take a higher priority for government. While the Chicago School of Economics (Milton Friedman) has made some reasonable arguments for laissez-faire (free market theory) market economics. However, it is management's opinion that free markets have never really been just free and the aspects Keynesian Economics (government intervention) that pulled us out of the great depression are applicable as well. From the time of the American Business barons (land for railroads, homesteads for timber, mining, oil

STATE OF NEW MEXICO
Rio Arriba County
Management's Discussion and Analysis
June 30, 2009

production incentives, banking incentives, etc.) the development of critical segments of the economy could not have happened without significant government intervention and assistance, both in public investment and regulation, including County Ordinance development that help stabilize many areas critical to our economy in the county included. We look to the State of New Mexico and the Federal governments to take the necessary actions to pull us out of this recession and Rio Arriba County must do its part in these very interesting and challenging times. Challenges require flexibility, resilience, and adjustment. It is management's view that the Board of County Commissioners, the Staff and the Citizens of this county are up to the challenge.

To obtain a copy of this report you can contact:

Lorenzo Valdez, County Manager
1122 Industrial Park Road
Española, NM 87532
(505) 753-2992

Christine Montano, Director of Finance
P.O. Box 127
Tierra Amarilla, NM 87575
(505) 588-7254

To obtain a copy of the Rio Arriba County Housing Authority report you can contact.

Lorenzo Valdez, County Manager
1122 Industrial Park Road
Española, NM 87532
(505) 753-2992

Maria "Angie" Pacheco, Executive Director
P.O. Box 310
737 La Joya St.
Española, NM 87532

BASIC
FINANCIAL STATEMENTS

(This page intentionally left blank)

STATE OF NEW MEXICO
Rio Arriba County
Statement of Net Assets
June 30, 2009

Exhibit 1

	Primary Government		
	Total Governmental Activities	Total Business- Types Activities	Total
ASSETS			
Current assets:			
Cash and cash equivalents	\$ 24,877,691	\$ 138,678	\$ 25,016,368
Investments	6,150,199	45,310	6,195,509
Accounts receivables (net of allowance for uncollectables)	-	18,977	18,977
Interest Receivables	296,989	639	297,628
Property taxes	1,375,434	-	1,375,434
Other taxes	788,591	-	788,591
Intergovernmental	5,405,476	-	5,405,476
Other receivables	5,643	-	5,643
Prepaid expenses	-	8,999	8,999
Total current assets	38,900,023	212,603	39,112,626
Noncurrent assets			
Restricted assets:			
Restricted cash and cash equivalents	-	14,255	14,255
Restricted investments	91,891	-	91,891
Capital assets	96,859,986	5,547,842	102,407,828
Less: accumulated depreciation	(29,706,747)	(3,457,034)	(33,163,781)
Total noncurrent assets	67,245,130	2,105,063	69,350,193
Total assets	\$ 106,145,153	\$ 2,317,666	\$ 108,462,819
LIABILITIES AND NET ASSETS			
Current liabilities:			
Accounts payable	\$ 476,312	13,170	\$ 489,482
Accrued payroll	-	2,273	2,273
Accrued interest payable	14,550	-	14,550
Deferred revenue	-	9,203	9,203
Security deposits	-	4,717	4,717
Current portion of long-term debt	201,000	-	201,000
Current portion of accrued compensated absences	459,546	4,853	464,399
Total current liabilities	1,151,408	34,216	1,185,624
NonCurrent liabilities:			
Noncurrent portion of long-term debt	1,435,000	-	1,435,000
Noncurrent portion of accrued compensated absences	269,750	5,290	275,040
Total Noncurrent Liabilities	1,704,750	5,290	1,710,040
Total Liabilities	2,856,158	39,506	2,895,664
Fund balances			
Invested in capital assets, net of related debt	65,517,239	2,090,808	67,608,047
Restricted for:			
Debt service	272,065	-	272,065
Special revenue funds	7,395,723	-	7,395,723
Other purposes	-	36,750	36,750
Capital projects funds	13,568,294	-	13,568,294
Unrestricted	16,535,674	150,602	16,686,276
Total net assets	103,288,995	2,278,160	105,567,155
Total liabilities and net assets	\$ 106,145,153	\$ 2,317,666	\$ 108,462,819

The accompanying notes are an integral part of these financial statements.

STATE OF NEW MEXICO
Rio Arriba County
Statement of Activities
For the year ended June 30, 2009

<u>Functions/Programs</u>	<u>Expenses</u>	<u>Program Revenues</u>		
		<u>Charges for Services</u>	<u>Operating Grants and Contributions</u>	<u>Capital Grants and Contributions</u>
Primary government:				
Governmental activities:				
General government	\$ 13,563,009	\$ 524,294	\$ 6,022,315	\$ 4,961,087
Public safety	10,686,973	269,569	2,491,154	416,300
Public works	413,866	-	-	-
Culture and recreation	837,594	8,393	723,382	318,901
Health and welfare	3,762,546	153,009	289,147	-
Interest and Other Charges	87,922	-	-	-
Total governmental activities	<u>29,351,911</u>	<u>955,265</u>	<u>9,525,998</u>	<u>5,696,288</u>
Business Activities:				
Low Rent Public Housing Program	538,935	77,052	118,885	-
Section 8 Housing Choice Program	97,472	875	96,200	-
Public Housing Capital Fund Program	19,147	-	19,147	61,107
Total Enterprise Activities	<u>655,554</u>	<u>77,927</u>	<u>234,232</u>	<u>61,107</u>
Total Primary Governmental	<u>\$ 30,007,465</u>	<u>\$ 1,033,192</u>	<u>\$ 9,760,230</u>	<u>\$ 5,757,395</u>

General Revenues:

Taxes

Property

Gross receipts

Gasoline and motor vehicle

Lodgers

Other

Miscellaneous

Investment income

Total general revenues and transfers

Special Item: Gain or (Loss) on disposal of capital assets

Change in net assets

Beginning net assets

Restatement of Net Assets

Ending net assets

The accompanying notes are an integral part of these financial statements.

<u>Net (Expense) Revenue and Changes in Net Assets</u>		
<u>Primary Government</u>		
<u>Governmental Activities</u>	<u>Business-type Activities</u>	<u>Total</u>
\$ (2,055,314)	\$ -	\$ (2,055,314)
(7,509,950)	-	(7,509,950)
(413,866)	-	(413,866)
213,082	-	213,082
(3,320,390)	-	(3,320,390)
(87,922)	-	(87,922)
<u>(13,174,360)</u>	<u>-</u>	<u>(13,174,360)</u>
-	(342,998)	(342,998)
-	(397)	(397)
-	61,107	61,107
-	(282,288)	(282,288)
<u>(13,174,360)</u>	<u>\$ (282,288)</u>	<u>\$ (13,456,648)</u>
4,966,468	-	4,966,468
5,402,635	-	5,402,635
15,607,143	-	15,607,143
40,377	-	40,377
31,025	-	31,025
605,405	60,193	665,598
801,026	2,711	803,737
<u>27,454,079</u>	<u>62,904</u>	<u>27,516,983</u>
<u>(773,176)</u>	<u>9,415</u>	<u>(763,761)</u>
13,506,543	(209,969)	13,296,574
<u>85,298,032</u>	<u>2,507,436</u>	<u>87,805,468</u>
4,484,420	(19,307)	4,465,113
<u>\$ 103,288,995</u>	<u>\$ 2,278,160</u>	<u>\$ 105,567,155</u>

STATE OF NEW MEXICO
Rio Arriba County
Balance Sheet
June 30, 2009

Exhibit 3

	General Fund	County Funded Capital Projects	Nonmajor Governmental Funds	Total Governmental Funds
ASSETS				
Cash and cash equivalents	\$ (64,321)	\$ -	\$ 7,194,758	\$ 7,130,437
Investments	5,410,528	17,747,253	831,561	23,989,342
Accounts receivable				
Property taxes	1,375,434	-	-	1,375,434
Other taxes	541,942	-	246,649	788,592
Intergovernmental	-	-	5,405,476	5,405,476
Interest receivables	296,989	-	-	296,989
Other receivables	-	-	5,643	5,643
Due from other funds	5,157,127	-	-	5,157,127
<i>Total assets</i>	\$ 12,717,701	\$ 17,747,253	\$ 13,684,087	\$ 44,149,040
 LIABILITIES AND FUND BALANCE				
<i>Liabilities</i>				
Accounts payable	\$ 385,000	\$ -	\$ 91,312	\$ 476,312
Deferred revenue - property taxes	1,043,644	-	-	1,043,644
Due to other funds	-	-	5,157,127	5,157,127
<i>Total liabilities</i>	1,428,644	-	5,248,439	6,677,083
 <i>Fund balances:</i>				
Reserved for:				
Debt service	-	-	9,483	9,483
Contingencies Fund - LGIP	91,981	-	-	91,981
Petty Cash	675	-	-	675
Unreserved, reported in				
General fund	11,196,400	-	-	11,196,400
Special revenue funds	-	-	7,821,298	7,821,298
Capital projects funds	-	17,747,253	604,867	18,352,120
<i>Net Fund balances</i>	11,289,056	17,747,253	8,435,648	37,471,958
<i>Total liabilities and fund balances</i>	\$ 12,717,701	\$ 17,747,253	\$ 13,684,087	\$ 44,149,040

The accompanying notes are an integral part of these financial statements.

STATE OF NEW MEXICO
 Rio Arriba County
 Governmental Funds
 Reconciliation of the Balance Sheet to the Statement of Net Assets
 June 30, 2009

	Balance
Amounts reported for governmental activities in the statement of net assets are different because:	
Fund balances - total governmental funds	\$ 37,471,958
Capital assets used in governmental activities are not financial resources and, therefore, are not reported in the funds.	67,153,239
Delinquent property taxes not collected within sixty days after year end are not considered "available" revenues and are considered to be deferred revenue in the fund financial statement, but are considered revenue in the Statement of Activities	1,043,644
Accrued Interest Expense Payable	(14,550)
Long-term liabilities, including bonds payable, are not due and payable in the current period and therefore are not reported in the funds:	
General obligation and revenue bonds	(1,636,000)
Compensated absences	<u>(729,296)</u>
Total net assets of governmental activities	<u>\$ 103,288,995</u>

The accompanying notes are an integral part of these financial statements.

STATE OF NEW MEXICO
Rio Arriba County
Statement of Revenues, Expenditures and Changes in Fund Balance
Governmental Funds
For the Year Ended June 30, 2009

Exhibit 4

	General Fund	County Funded Capital Projects	Nonmajor Governmental Funds	Total Governmental Funds
<i>Revenues</i>				
Taxes:				
Property	\$ 4,981,483	\$ -	\$ 128,571	\$ 5,110,054
Gross receipts	1,799,088	-	3,603,547	5,402,635
Gasoline and motor vehicle	15,139,007	-	468,135	15,607,143
Lodgers	-	-	40,377	40,377
Other	30,411	-	614	31,025
Intergovernmental:				
Federal operating grants	-	-	1,707,292	1,707,292
Federal capital grants	-	-	416,300	416,300
Federal Awards	3,570,456	-	113,425	3,683,881
State operating grants	224,064	-	3,910,762	4,134,826
State capital grants	-	-	5,279,988	5,279,988
Local Sources				
Charges for services	475,329	-	161,328	636,657
Licenses and fees	318,607	-	-	318,607
Investment income	785,985	-	15,041	801,026
Miscellaneous	148,210	28,393	428,802	605,405
<i>Total revenues</i>	<u>27,472,640</u>	<u>28,393</u>	<u>16,274,182</u>	<u>43,775,216</u>
<i>Expenditures</i>				
Current				
General government	9,192,693	15,355	2,487,600	11,695,648
Public safety	5,686,918	-	3,775,836	9,462,754
Public works	201,869	-	-	201,869
Culture and recreation	716,441	-	131,582	848,023
Health and welfare	207,670	-	3,453,793	3,661,463
Capital outlay	2,583	5,994,601	9,101,085	15,098,268
Debt service				
Principal	-	-	191,000	191,000
Interest	-	-	89,027	89,027
<i>Total expenditures</i>	<u>16,008,173</u>	<u>6,009,956</u>	<u>19,229,923</u>	<u>41,248,052</u>
<i>Excess (deficiency) of revenues over expenditures</i>	<u>11,464,467</u>	<u>(5,981,563)</u>	<u>(2,955,741)</u>	<u>2,527,164</u>
<i>Other financing sources (uses)</i>				
Proceeds on sale of capital asset	-	-	-	-
Operating transfers in	134,783	14,708,471	4,436,872	19,280,125
Operating transfers out	(18,644,548)	-	(635,577)	(19,280,125)
<i>Total other financing sources (uses)</i>	<u>(18,509,765)</u>	<u>14,708,471</u>	<u>3,801,295</u>	<u>-</u>
<i>Net change in fund balances</i>	(7,045,298)	8,726,908	845,554	2,527,165
<i>Fund balances - beginning of year</i>	18,333,679	9,020,345	7,921,764	35,275,788
<i>Restatement of beginning fund balance</i>	675	-	(331,670)	(330,995)
<i>Fund balances - end of year</i>	<u>\$ 11,289,056</u>	<u>\$ 17,747,253</u>	<u>\$ 8,435,648</u>	<u>\$ 37,471,958</u>

The accompanying notes are an integral part of these financial statements.

STATE OF NEW MEXICO
Rio Arriba County
Governmental Funds
Reconciliation of the Statement of Revenues, Expenditures and Changes in
Fund Balance of Governmental Funds to the Statement of Activities
For the Year Ended June 30, 2009

	Balances	Balances
Amounts reported for governmental activities in the statement of activities are different because:		
Net change in fund balances - total governmental funds		\$ 2,527,165
Governmental funds report capital outlays as expenditures. However, in the statement of activities, the cost of those assets is allocated over their estimated useful lives and reported as depreciation expense:		
Capital assets reported as capital outlay expenditures		15,098,267
Depreciation expense		(3,633,276)
In the statement of activities, only the loss on the disposition of fixed assets is reported, whereas in the governmental funds, the proceeds from the disposition increase financial resources. Thus, the change in net assets differs from the change in fund balance by the cost of the fixed assets disposed.		
Historical Cost of Disposed of Capital Assets	(1,810,500)	
Accumulated Depreciation of Disposed of Capital Assets	859,074	
Cash and Trade in received on Disposed of Capital Assets	178,250	(773,176)
Revenues in the statement of activities that do not provide current financial resources are not reported as revenue in the funds:		
Change in deferred revenue related to the property taxes receivable		(143,586)
The issuance of long-term debt (e.g., bonds, notes, leases) provides current financial resources to governmental funds, while the repayment of the principal of long-term debt consumes the current financial resources of governmental funds. Neither transaction, however, has any effect on net assets. Also, governmental funds report the effect of issuance costs, premiums, discounts, and similar items when debt is first issued, whereas these amounts are deferred and amortized in the statement of activities:		
Decrease in accrued interest payables		1,105
Decrease in accrued compensated absences		239,044
Principal payments on bonds and mortgage		191,000
Changes in net assets of governmental activities		\$ 13,506,543

The accompanying notes are an integral part of these financial statements.

STATE OF NEW MEXICO
Rio Arriba County
General Fund

Exhibit 5

Statement of Revenues, Expenditures and Changes in Fund Balance - Budget and Actual
For the Year Ended June 30, 2009

	<u>Budgeted Amounts</u>		Actual Amounts	Variance
	Original	Final		Favorable (Unfavorable)
REVENUES:				
Taxes	\$ 23,605,545	\$ 23,605,545	\$ 26,348,541	\$ 2,742,996
Licenses and Permits	180,500	180,500	316,770	136,270
Intergovernmental Grants	75,000	146,253	234,012	87,759
Charges for Services	-	60,000	61,665	1,665
Interest on Investments	1,000,000	1,000,000	1,082,400	82,400
Interest and Penalties - Taxes	100,000	100,000	220,720	120,720
Miscellaneous	-	90	395,995	395,905
Total Revenues	<u>24,961,045</u>	<u>25,092,388</u>	<u>28,660,103</u>	<u>3,567,715</u>
Prior year cash appropriated	<u>11,033,087</u>	<u>12,127,594</u>		
Total revenue and budgeted cash	<u>35,994,132</u>	<u>37,219,982</u>		
EXPENDITURES:				
Current:				
General Government	10,563,725	10,600,919	9,213,030	1,387,889
Public Safety	6,938,935	6,908,442	5,677,499	1,230,943
Highways and Streets	-	-	-	-
Health and Welfare	241,159	301,249	208,480	92,769
Culture and Recreation	906,308	899,607	717,561	182,046
Debt Service	-	-	-	-
Capital Outlay	-	-	-	-
Total Expenditures	<u>18,650,127</u>	<u>18,710,217</u>	<u>15,816,570</u>	<u>2,893,647</u>
Excess (deficiency) of revenues over (under) expenditures	<u>6,310,918</u>	<u>6,382,171</u>	<u>12,843,533</u>	<u>6,461,362</u>
Other financing sources (uses):				
Transfers in	-	134,783	134,783	-
Transfers (out)	<u>(17,344,005)</u>	<u>(18,644,548)</u>	<u>(18,644,548)</u>	<u>-</u>
Total other financing and uses	<u>(17,344,005)</u>	<u>(18,509,765)</u>	<u>(18,509,765)</u>	<u>-</u>
Net changes in fund balance	<u>\$ -</u>	<u>\$ -</u>	<u>(5,666,232)</u>	<u>\$ 6,461,362</u>
Current year receivables			2,211,366	
Prior year receivables			(3,545,415)	
Current year payables			(385,000)	
Prior year payables			193,397	
Current year deferred revenue			(1,043,644)	
Prior year deferred revenue			1,187,230	
Net change in fund balance from Exhibit 4 (GAAP)			<u>\$ (7,048,298)</u>	

The accompanying notes are an integral part of these financial statements.

STATE OF NEW MEXICO
Rio Arriba County
Rio Arriba County Housing Authority
Blended Component Unit
Enterprise Funds
Statement of Net Assets
June 30, 2009

Exhibit 6

	Business-Type Activities
	Nonmajor funds
ASSETS	
Current Assets:	
Cash and cash equivalents	\$ 138,678
Investments	45,310
Accounts receivable - net of allowance for doubtful accounts of \$21,567	18,978
Accrued interest receivable	639
Due from other funds	22,460
Prepaid expenses	8,999
Total Current Assets	235,063
Noncurrent Assets:	
Restricted cash and cash equivalents	14,254
Capital Assets	5,547,843
Less Accumulated Depreciation	(3,457,034)
Total Noncurrent Assets	2,105,063
Total Assets	\$ 2,340,126
LIABILITIES	
Current Liabilities:	
Accounts Payable	\$ 7,357
Accrued payroll	2,273
Payroll Benefit Payable	5,813
Deferred revenue	9,203
Due to other funds	22,460
Compensated absences, current portion	4,853
Total Current Liabilities (payable from current assets)	51,959
Other current liabilities:	
Tenant deposits	4,717
Total other current liabilities (payable from restricted assets)	4,717
Noncurrent Liabilities:	
Compensated absences, noncurrent portion	5,290
Total Noncurrent Liabilities	-
Total Liabilities	5,290
Total Liabilities	61,966
NET ASSETS	
Invested in capital assets, net of related debt	2,090,809
Restricted	36,750
Unrestricted	150,601
Total Net Assets	\$ 2,278,160

The accompanying notes are an integral part of these financial statements.

STATE OF NEW MEXICO
Rio Arriba County
Rio Arriba County Housing Authority
Blended Component Unit
Enterprise Funds
Statement of Revenues, Expenses, and Changes in Fund Net Assets
For the Year Ended June 30, 2009

Exhibit 7

	Business-Type Activities
	Nonmajor funds
Operating Revenues:	
Charges for services	\$ 73,547
Other tenant revenue	4,380
Total Operating Revenues	77,927
Operating Expenses:	
Personnel services	143,505
Contractual services	26,182
Supplies	3,497
Maintenance and materials	133,231
Utilities	25,008
Other expenses: phone	7,757
Other expenses: insurance	14,019
Bad debt expenses	16,036
Depreciation	205,180
Housing assistance payments	76,059
Other expenses: miscellaneous	5,080
Total Operating Expenses	655,554
Operating Income/(Loss)	(577,627)
Non-Operating Revenues (Expenses):	
Operating grants	234,233
Interest income	2,711
Interest expense	-
Miscellaneous	60,193
Total Non-Operating Revenues (Expenses)	297,137
Income before capital contributions, extraordinary items and transfers	(280,490)
Capital contributions	61,107
Extraordinary items-Insurance reimbursement	54,943
Extraordinary items-Restoration of property damaged by fire	(45,528)
Transfers in	61,107
Transfers out	(61,107)
Change in Net Assets	(209,968)
Net Assets - Beginning as reported	2,507,436
Restatements	(19,307)
Restated Beginning Net Assets	2,488,129
Net Assets - Ending	\$ 2,278,161

The accompanying notes are an integral part of these financial statements.

STATE OF NEW MEXICO
Rio Arriba County
Rio Arriba County Housing Authority
Blended Component Unit
Enterprise Funds
Statement of Cash Flow
For the Year Ended June 30, 2009

Exhibit 8

	<u>Business-Type Activities</u>
	Nonmajor funds
CASH FLOWS FROM OPERATING ACTIVITIES	
Cash received from tenant charges	\$ 77,927
Cash payments to employees for services	(128,875)
Cash payments to suppliers for goods and services	(292,286)
Net Cash Provided (Used) By Operating Activities	<u>(343,234)</u>
CASH FLOWS FROM NONCAPITAL FINANCING ACTIVITIES	
Operating grants	234,232
Change in noncurrent accrued compensated absences	3,147
Miscellaneous income (expense)	60,193
Interfund loans and transfers	-
Net Cash Provided (Used) By Noncapital Financing Activities	<u>297,572</u>
CASH FLOWS FROM CAPITAL AND RELATED FINANCING ACTIVITIES	
Capital grants received	61,107
Proceeds of insurance reimbursements	54,943
Restoration of property damaged by fire	(45,528)
Purchase of capital assets	(62,346)
Net Cash Provided by Capital and Related Financing Activities	<u>8,176</u>
CASH FLOWS FROM INVESTING ACTIVITIES	
Interest on investments	2,711
Net Cash Provided (Used) by Investing Activities	<u>2,711</u>
Net (Decrease) Increase in Cash	(34,775)
Cash Balances-Beginning of the Period	233,018
Cash Balances-End of the Period	<u>\$ 198,243</u>
Reconciliation of Operating Income (Loss) to Net Cash provided (Used) by Operating Activities:	
Operating (Loss)	\$ (577,628)
Adjustments to Reconcile Operating (Loss) to Net Cash	
Depreciation Expense	205,180
Change in assets and liabilities:	
Receivables	24,630
Prepaid expenses	(953)
Accounts payable	12,278
Accrued payroll expense	4,391
Current accrued compensated absences	(1,154)
Customer deposits	924
Deferred revenue	(10,902)
Net Cash Provided (Used) by Operating Activities	<u>\$ (343,234)</u>

The accompanying notes are an integral part of these financial statements.

STATE OF NEW MEXICO
Rio Arriba County
Statement of Fiduciary Assets and Liabilities
Agency Funds
For the Year Ended June 30, 2009

Exhibit 9

ASSETS

Cash and cash equivalents	\$	93,774
Interest receivables		4
Property taxes receivables		<u>3,860,651</u>
<i>Total assets</i>	<u>\$</u>	<u>3,954,429</u>

LIABILITIES

Due to other taxing units	\$	3,887,584
Due to inmates and other beneficiaries		<u>66,845</u>
<i>Total liabilities</i>	<u>\$</u>	<u>3,954,429</u>

The accompanying notes are an integral part of these financial statements.

**NOTES TO THE
FINANCIAL STATEMENTS**

(This page intentionally left blank)

STATE OF NEW MEXICO
Rio Arriba County
Notes to Financial Statements
June 30, 2009

NOTE 1. Summary of Significant Accounting Policies

Rio Arriba County is a political sub-division of the State of New Mexico established and regulated by the constitution of the State of New Mexico. The County operates under a Board of County Commission-manager form of government and provides the following services as authorized by public law: public safety (sheriff, fire, emergency medical, etc.), roads, health and social services, recreation, sanitation, planning and zoning, property assessment, tax collection and general administrative services.

The Rio Arriba County is a body politic and corporate under the name and form of government selected by its qualified electors. The County may:

1. Sue or be sued;
2. Enter into contracts and leases;
3. Acquire and hold property, both real and personal;
4. Have a common seal, which may be altered at pleasure;
5. Exercise such other privileges that are incident to corporations of like character or degree that are not inconsistent with the laws of New Mexico.
6. Protect generally the property of its county and its inhabitants;
7. Preserve peace and order within the county; and
8. Establish rates for services provided by the County utilities and revenue-producing projects, including amounts which the governing body determines to be reasonable in the operation of similar facilities.

This summary of significant accounting policies of Rio Arriba County is presented to assist in the understanding of Rio Arriba County's financial statements. The financial statements and notes are the representation of Rio Arriba County's management who is responsible for their integrity and objectivity. The financial statements of the County have been prepared in conformity with accounting principles generally accepted in the United States of America (GAAP) as applied to government units. The Governmental Accounting Standards Board (GASB) is the accepted standard-setting body for establishing governmental accounting and financial reporting principles. The financial statements have incorporated all applicable GASB pronouncements as well as Financial Accounting Standards Board (FASB) Statements and Interpretations, Accounting Principles Board Opinions and Accounting Research Bulletins of the Committee on accounting procedures issued on or before November 30, 1989 unless those pronouncements conflict with or contradict GASB pronouncements. Private-sector standards of accounting and financial reporting issued prior to December 1, 1989, generally are followed in both the government-wide and proprietary fund financial statements to the extent that those standards do not conflict with or contradict guidance of the Governmental Accounting Standards Board. Governments also have the option of following subsequent private-sector guidance for their business-type activities and enterprise funds, subject to this same limitation. The County has elected not to follow subsequent private-sector guidance.

The more significant of the government's accounting policies are described below.

A. Financial Reporting Entity

In evaluating how to define the County, for financial reporting purposes, management has considered all potential component units. The decision to include any potential component units in the financial reporting entity was made by applying the criteria set forth in GASB No. 14 and No. 39. Blended component units, although legally separate entities, are in substance part of the government's operations. Each discretely presented component unit is reported in a separate column in the government-wide financial statements to emphasize that it is legally separate from the government.

STATE OF NEW MEXICO
Rio Arriba County
Notes to Financial Statements
June 30, 2009

The basic-but not the only-criterion for including a potential component unit within the reporting entity is the governing body's ability to exercise oversight responsibility. The most significant manifestation of this ability is financial interdependency. Other manifestations of the ability to exercise oversight responsibility include, but are not limited to, the selection of governing authority, the designation of management, the ability to significantly influence operations, and accountability for fiscal matters. A second criterion used in evaluating potential component units is the scope of public service. Application of this criterion involves considering whether the activity benefits the government and/or its citizens. A third criterion used to evaluate potential component units for inclusion or exclusion from the reporting entity is the existence of special financing relationships, regardless of whether the government is able to exercise oversight responsibilities.

Finally, the nature and significance of a potential component unit to the primary government could warrant its inclusion within the reporting entity. Based upon the application of these criteria, the following is a brief review of each potential component unit addressed in defining the County's reporting entity.

Blended Component Unit

Rio Arriba County Housing Authority (The Authority): The Authority is a separate legal entity that can sue or be sued separately from the County. The component unit has the same three board members as the County and receives funding from the County to meet some of its expenditures. For these reasons The Authority is considered a blended component unit. The Authority provides services to residents, generally within the geographic boundaries of the government. The Generally Accepted Accounting Principles requires the inclusion of this unit in the reporting entity. A separate audited financial statement was issued by The Authority and can be obtained by writing to the Rio Arriba County Housing Authority, P.O. Box 310, 737 La Joya St., Espanola, NM 87532

B. Government-wide and fund financial statements

The government-wide financial statements (i.e., the statement of net assets and the statement of activities) report information on all of the non-fiduciary activities of the primary government. For the most part, the effect of interfund activity has been removed from these statements. Governmental activities, which normally are supported by taxes and intergovernmental revenues, are reported separately from business-type activities, which rely to a significant extent on fees and charges for support.

The Statement of Net Assets and the Statement of Activities were prepared using the economic resources measurement focus and the accrual basis of accounting. Revenues, expenses, gains, losses, assets and liabilities resulting from exchange-like transactions are recognized when the exchange takes place, regardless of the timing of the related cash flows. Revenues, expenses, gains, losses, assets and liabilities resulting from non-exchange transactions are recognized in accordance with the requirements of GASB Statement No. 33, Accounting and Financial Reporting for Non-exchange Transactions. Property taxes are recognized as revenues in the year for which they are billed. Grants and similar items are recognized as revenue as soon as all eligibility requirements imposed by the provider are met.

The government-wide Statement of Net Assets includes a single column for all governmental activities and a separate single column for all business type activities of the County. The Statement of Net Assets is reported on a full accrual, economic resource basis, which recognizes all long-term assets and receivables as well as long-term obligations. The County's net assets are reported in three parts – invested in capital assets, net of related debt; restricted net assets; and unrestricted net assets.

The statement of activities demonstrates the degree to which the direct expenses of a given function or segment are offset by program revenues. Direct expenses are those that are clearly identifiable with a specific function or segment. Program revenues include 1) charges to customers or applicants who purchase, use, or directly benefit from goods, services, or privileges provided by a given function or segment such as motor vehicle registration and correction fees;

STATE OF NEW MEXICO
Rio Arriba County
Notes to Financial Statements
June 30, 2009

and 2) grants and contributions that are restricted to meeting the operational or capital requirements of a particular function or segment such as the small counties assistance grant. Taxes and other items not properly included among program revenues are reported instead as general revenues.

Separate financial statements are provided for governmental funds, proprietary funds and fiduciary funds, even though the latter are excluded from the government-wide financial statements. Major individual governmental funds and major individual enterprise funds are reported as separate columns in the fund financial statements.

C. Measurement focus, basis of accounting, and financial statement presentation

The government-wide financial statements are reported using the *economic resources measurement focus* and the *accrual basis of accounting* as are the proprietary fund and the Statement of Fiduciary Assets and Liabilities. Revenues are recorded when earned and expenses are recorded when a liability is incurred, regardless of the timing of related cash flows. Property taxes are recognized as revenues, net of estimated refunds and estimated uncollectible amounts, in the year for which they are levied. Grants and similar items are recognized as revenue as soon as all eligibility requirements imposed by the provider have been met.

Governmental fund financial statements are reported using the *current financial resources measurement focus* and the *modified accrual basis of accounting*. Revenues are recognized as soon as they are both measurable and available. Revenues are considered to be available when they are collectible within the current period or soon enough thereafter to pay liabilities of the current period. For this purpose, the government considers revenues to be available if they are collected within 60 days of the end of the current fiscal period. Expenditures generally are recorded when a liability is incurred, as under accrual accounting. However, debt service expenditures, as well as expenditures related to compensated absences and claims and judgments, are recorded only when payment is due.

Property taxes, sales taxes, franchise taxes, licenses, and interest associated with the current fiscal period are all considered to be susceptible to accrual and so have been recognized as revenues of the current fiscal period. Only the portion of special assessments receivable due within the current fiscal period is considered to be susceptible to accrual as revenue of the current period. All other revenue items are considered to be measurable and available only when cash is received by the government. Expenditure-driven grants are recognized as revenue when the qualifying expenditures have been incurred.

The County reports the following major governmental funds:

The General Fund is the government's primary operating fund. It accounts for all financial resources of the general government, except those required to be accounted for in another fund.

The County Funded Capital Projects Fund accounts for capital acquisitions funded by cash transfers from the General Fund.

The County reports the following non-major proprietary funds:

- Low Rent Public Housing Program – Funded through direct grants from HUD, the program is designed to provide adequate living accommodations to qualified families through reduced rate rentals built and owned by The Authority.
- Section 8 Housing Choice Vouchers Program – These programs, funded through direct grants from HUD, provide rental assistance to qualified recipients through rent subsidies paid directly to third-party property owners.

STATE OF NEW MEXICO
Rio Arriba County
Notes to Financial Statements
June 30, 2009

- Capital Fund Program – These programs, funded through direct grants from HUD, account for acquisition of capital assets or construction of capital projects.

The government reports the following fund types:

Special Revenue Funds account for the proceeds of specific revenue sources that are legally restricted to expenditures for specified purposes.

The Debt Service Funds account for the services of general long-term debt not being financed by proprietary or non expendable trust funds.

The Capital Projects Funds account for the acquisition of capital assets or construction of major capital projects not being financed by proprietary or non expendable trust funds.

Agency funds are purely custodial (assets equal liabilities) and do not involve measurement of results of operations. The County's agency funds are used to account for the collection and payment of property taxes and special fees to other governmental agencies and inmate funds and to benefit other organizations.

Program revenues included in the Statement of Activities are derived directly from the program itself or from parties outside the County's taxpayer or citizenry, as a whole; program revenues reduce the cost of the function to be financed from the County's general revenues. Program revenues are categorized as (a) charges for services, which include revenues collected for fees and use of County facilities, etc., (b) program-specific operating grants, which includes revenues received from state and federal sources such as state appropriations to be used as specified within each program grant agreement, and (c) program-specific capital grants and contributions, which include revenues from state sources to be used for capital projects. Internally dedicated resources are reported as general revenues rather than as program revenues. Likewise, general revenues include all taxes.

The County reports all direct expenses by function in the Statement of Activities. Direct expenses are those that are clearly identifiable with a function. The County does not currently employ indirect cost allocation systems. Depreciation expense is specifically identified by function and is included in the direct expense of each function. Interest on general long-term debt is considered an indirect expense and is reported separately on the Statement of Activities.

Proprietary funds distinguish *operating* revenues and expenses from *non-operating* items. Operating revenues and expenses generally result from providing services and producing and delivering goods in connection with a proprietary fund's principal ongoing operations. The principal operating revenues of the housing authority, a blended component unit of the County, are rent and other tenant-related revenue. Operating expenses of the housing authority consist of administrative costs, maintenance and repairs, housing assistance payments, bad debt expenses, and depreciation. All revenues and expenses not meeting these definitions are reported as non-operating revenues and expenses.

When both restricted and unrestricted resources are available for use, it is the government's policy to use restricted resources first, then unrestricted resources as they are needed.

D. Assets, Liabilities and Net Assets or Equity

Deposits and Investments: The County's cash and cash equivalents are considered to be cash on hand, demand deposits and short-term investments with original maturities of three months or less from the date of acquisition.

State statutes authorize the County to invest in Certificates of Deposit, obligations of the U.S. Government, and the State Treasurer's Investment Pool.

STATE OF NEW MEXICO
 Rio Arriba County
 Notes to Financial Statements
 June 30, 2009

Investments for the County are reported at fair value. The State Treasurer’s Pool operates in accordance with appropriate state laws and regulations. The reported value of the pool is the same as the fair value of the pool shares.

Receivables and Payables: All receivables are reported at their gross value and, where appropriate, are reduced by the estimated portion that is expected to be uncollectible. In the government-wide and governmental fund financial statements, delinquent property taxes are recorded as revenue when levied.

Property taxes are levied on November 1 based on the assessed value of property as listed on the previous January 1 and are due in two payments by November 10th and April 10th. Property taxes uncollected after November 10th and April 10th are considered delinquent and the County may assess penalties and interest. The taxes attach as an enforceable lien on property thirty (30) days thereafter, at which time they become delinquent.

Prepaid Items: Certain payments to vendors reflect costs applicable to future accounting periods and are recorded as prepaid items in both the government-wide and proprietary financial statements.

Capital Assets: Capital assets, which include property, plant, equipment, and infrastructure assets (e.g., roads, bridges, sidewalks, and similar items), are reported in the applicable governmental or business-type activities columns in the government-wide financial statements. Capital assets are defined by the government as assets with an initial, individual cost of more than \$5,000 (amount not rounded) and an estimated useful life in excess of one year. Rio Arriba County was a phase II government for purpose of recording the historical cost (or estimate) of infrastructure assets retroactively to 1979. Those infrastructure costs are included in the capital assets. New infrastructure built since GASB 34 was implemented in fiscal year 2003 has also been capitalized. Information Technology Equipment including software is being capitalized and included in furniture, fixtures and equipment in accordance with NMAC 2.20.1.9 C (5). Donated capital assets are recorded at estimated fair market value at the date of donation.

The costs of normal maintenance and repairs that do not add to the value of the asset or materially extend assets lives are not capitalized.

Major outlays for capital assets and improvements are capitalized as projects are constructed. There was no interest cost related to construction of capital assets that needed to be capitalized.

Property, plant, and equipment of the primary government are depreciated using the straight line method over the following estimated useful lives:

<u>Assets</u>	<u>Years</u>
Building and building improvements	25-50
Infrastructure	25-50
Machine and equipment	5-10
Office furniture and equipment	5-10

Accrued Expenses: Accrued expenses are comprised of the payroll expenditures based on amounts earned by the employees through June 30, 2009, along with applicable PERA and Retiree Health Care.

Deferred Revenues: Property taxes receivable but uncollected within sixty (60) days of year-end are classified as deferred revenue. In accordance with GASB No. 33, property tax revenues have been decreased by deferred revenues in the amount of \$1,043,644 on the Governmental Fund Financial Statements. The housing authority, a blended component unit of the County, had \$9,203 of deferred revenue at the end of the fiscal year, which are due to grant advances exceeding expenditures for the year.

STATE OF NEW MEXICO
Rio Arriba County
Notes to Financial Statements
June 30, 2009

Compensated Absences: Qualified employees may accumulate limited amounts of vacation pay which are payable to the employee upon termination or retirement. Employees accrue annual leave at the rate of 6.6667 hours per pay period for a total of 20 days per year. An employee can carryover up-to 30 days of annual leave from one fiscal year to another. The employee or the employee's estate will be paid for each day of unused annual leave at the time of the employee's voluntary or involuntary termination, retirement, death, or total disability up to a maximum of 30 days plus the number of days accrued and unused during the current calendar year.

Qualified employees are entitled to accumulate sick leave at a rate of 18 days per year, and it may be accrued from year to year until the employee's termination or retirement.

Vested or accumulated vacation leave that is expected to be liquidated with expendable available financial resources is reported as an expenditure and a fund liability of the governmental fund that will pay it. In prior years, substantially all of the related expenditures have been liquidated by the general fund. Amounts of vested or accumulated leave that are not expected to be liquidated with expendable available financial resources are reported in the government-wide statement of net assets.

Long-term Obligations: In the government-wide financial statements, and proprietary fund types in the fund financial statements, long-term debt and other long-term obligations are reported as liabilities in the applicable governmental activities, business-type activities, or proprietary fund type statement of net assets. For bonds issued after GASB 34 was implemented in the fiscal year ended June 30, 2003, bond premiums and discounts, as well as issuance costs, will be deferred and amortized over the life of the bonds using the effective interest method. Bonds Payable will be reported net of the applicable bond premium or discount. Bond issuance costs are reported as deferred charges and amortized over the term of the related debt.

In the fund financial statements, governmental fund types recognize bond premiums and discounts, as well as bond issuance costs, during the current period. The face amount of debt issued is reported as other financing sources. Premiums received on debt issuances are reported as other financing sources while discounts on debt issuances are reported as other financing uses. Issuance costs, whether or not withheld from the actual debt proceeds received, are reported as debt service expenditures.

Net Assets or Fund Equity: In the fund financial statements, governmental funds report reservation of fund balance that are not available for appropriations or are legally restricted by outside parties for use for a specific purpose. Designations of fund balance represent tentative management plans that are subject to change.

Equity Classifications

Government –Wide Statements

Equity is classified as net assets and displayed in three components:

a. **Invested in Capital Assets:**

Net assets invested in capital assets, net of accumulated depreciation and reduced by the outstanding balances of any bonds, mortgages, notes, or other borrowings that are attributable to the acquisition, construction, or improvement of those assets.

b. **Restricted Net Assets:**

Consist of net assets with constraints placed on the use either by (1) external groups such as creditors, grantors, contributors, or laws or regulation of other governments; or (2) law through constitutional provisions or enabling legislation. Descriptions for the related restrictions for net assets restricted for "special revenues, debt service, and capital projects: are described on pages 53-61.

STATE OF NEW MEXICO
Rio Arriba County
Notes to Financial Statements
June 30, 2009

c. Unrestricted Net assets:

All other net assets that do not meet the definition of “restricted” or “invested in capital assets, net of related debt.”

Interfund Transactions:

Interfund activity is reported as loans, services provided, reimbursements or transfers. Loans are reported as interfund receivables and payables as appropriate and are subject to elimination upon consolidation. Services provided, deemed to be at market or near market rates, are treated as revenues and expenditures/expenses. Reimbursements are when one fund incurs a cost, charges the appropriate benefiting funds and reduces its related cost as a reimbursement. All other interfund transactions are treated as transfers.

Estimates: The preparation of financial statements in conformity with accounting principles generally accepted in the United States of America requires management to make estimates and assumptions that affect certain reported amounts and disclosures. Accordingly, actual results could differ from those estimates.

NOTE 2. Stewardship, Compliance and Accountability

Budgetary Information

Annual budgets of the County are prepared prior to June 1 and must be approved by resolution of the County Commissioners, and submitted to the Department of Finance and Administration for State approval. Once the budget has been formally approved, any amendments must also be approved by the County Commissioners and the Department of Finance and Administration.

Line items within each budget may be over-expended; however, it is not legally permissible to over-expend any budget in total by fund. These budgets are prepared on the Non-GAAP budgetary basis and secure appropriation of funds for only one year. The expenditures on the budgetary basis exclude encumbrances. Carryover funds must be re-appropriated in the budget of the subsequent fiscal year.

The budgetary information presented in these financial statements has been properly amended by County Commissioners in accordance with the above procedures. These amendments resulted in the changes from the amounts shown in the original budget column to the respective amounts shown in the final budget column, in the budgetary comparison of each fund.

NOTE 3. Deposits and Investments

The County’s cash and cash equivalents are considered to be cash on hand, demand deposits and short-term investments with original maturities of three months or less from the date of acquisition. The County is authorized under the provision of Section 6-10-10, NMSA 1978, as amended, to deposit its money in banks, savings and loan associations and/or credit unions whose accounts are insured by the United States of America. Local public finance officials may also place deposits with the State Treasurer’s local government investment pool pursuant to Sections 6-10-10.1 and 6-10-36 NMSA 1978.

Pursuant to Section 6-10-36 NMSA 1978, deposits of funds may be made in: (1) non-interest bearing checking accounts within the geographical boundaries of the County, to the extent the deposits are insured by an agency of the United States, or (2) in interest bearing deposits in one or more banks or savings and loan associations, or credit unions within the geographical boundaries of the County, that have qualified as public depositories by reason of insurance of the account by an agency of the United States or by depositing collateral security or by giving bond as provided by law.

STATE OF NEW MEXICO
Rio Arriba County
Notes to Financial Statements
June 30, 2009

Section 6-10-17 of NMSA 1978, requires that 50% of the balance of all deposits **not** insured by the FDIC, in banks or savings and loan associations must be collateralized by securities specified in Section 6-10-16 NMSA 1978. According to the statute, securities that are obligations of the state of New Mexico, its agencies, institutions, counties, municipalities or other subdivisions shall be accepted as security at par value. All other securities allowed by the statute shall be accepted as security at market value.

According to the Federal Deposit Insurance Corporation (FDIC), public unit deposits are funds owned by the public unit. Time deposits, savings deposits, money market deposit accounts and interest bearing NOW accounts of a public unit in the same state will be insured up to \$250,000 in aggregate and separate from the unlimited coverage for public unit demand deposits at the same institution until December 31, 2013. At that time, the FDIC insurance limit will return to \$100,000 for both categories of deposits unless the United States Congress makes additional changes.

Primary Government

As of June 30, 2009, the County had \$675 in petty cash, it also had interest bearing checking accounts totaling \$9,652,513, at Community Bank in Espanola with \$250,000 covered by FDIC insurance and the rest covered by pledged collateral. Reconciling items consisting of \$2,428,976 in outstanding checks, \$93,774 in agency funds which resulted in \$7,129,763 of cash and cash equivalent per the accounting records and related financial statements. The County also had \$9,497,453 in investments in one year certificate of deposits at Community Bank.

The County also had \$14,400,000 in one year certificate of deposits at Valley National Bank in Espanola which are classified as investments. The first \$250,000 was insured and the remaining deposits were partially collateralized as shown in the table below.

State statutes authorize the investment of County funds in a wide variety of instruments including certificates of deposit and other similar obligations, state investment pool, money market accounts, and United States Government obligations.

Custodial Credit Risk – Deposits. Custodial credit risk is the risk that in the event of a bank failure, the government’s deposits may not be returned to it. The County does not have a deposit policy for custodial credit risk, other than following state statutes as put forth in the Public Money Act (Section 6-10-1 to 6-10-63, NMSA 1978). As of June 30, 2009, \$33,049,965 of the County’s bank balances totaling \$33,549,965 were exposed to custodial credit risk. \$14,202,722 was uninsured and collateralized by collateral held by the pledging bank’s trust department, not in the County’s name and \$16,524,983 was uninsured and uncollateralized.

NM State Statutes require collateral pledged for deposits in excess of the federal deposit insurance to be delivered, or a joint safekeeping receipt be issued, to the County for at least one half of the deposit with the institution.

Governmental Activities:

	Community Bank	Valley National Bank	Total
Amount of Deposits	\$ 19,149,965	\$14,400,000	\$ 33,549,965
FDIC Coverage	250,000	250,000	500,000
Total uninsured public funds	18,899,965	14,150,000	33,049,965
Collateral requirement (50%)	\$ 9,449,983	\$ 7,075,000	\$ 16,524,983
Pledged Securities	(9,045,427)	(5,157,295)	(14,202,722)
Over (under) collateralized	\$ (404,556)	\$ (1,917,705)	\$ (2,322,261)

STATE OF NEW MEXICO
 Rio Arriba County
 Notes to Financial Statements
 June 30, 2009

Reconciliation to Statement the of Net Assets

Cash and cash equivalents per Exhibit 1	\$ 24,877,691
Investments per Exhibit 1	6,150,199
Restricted investments per Exhibit 1	91,891
Total Cash, cash equivalents and investments per Exhibit 1	31,119,781
Add outstanding checks and other reconciling items	2,428,976
Add: Agency cash per Exhibit 6	93,774
Less petty cash	(675)
Less investment in state pool	(91,891)
Bank balance of deposits	\$ 33,549,965

The collateral pledged is listed on Schedule I in this report. The types of collateral allowed are limited to direct obligations of the United States Government and all securities issued by any agency, district or political subdivision of the State of New Mexico.

Investments in State Treasurer LGIP

The New Mexico State Treasurer is authorized to invest deposits from New Mexico governmental entities in the short-term investment fund, known as the Local Government Investment Pool (LGIP) with the advice and consent of the State Board of Finance, in accordance with Section 6-10-10 I through 6-10-10 P and 6-10-1.1 A and E, NMSA 1978. Per Section 6-10-10.1 F, NMSA 1978, at the end of each month all interest earned is distributed by the State Treasurer to the contributing entities in amounts directly proportionate to the respective amounts deposited in the fund and the length of time the fund amounts were invested. The LGIP is not registered with the Securities and Exchange Commission. The pool does not have unit shares. The LGIP investments are valued at fair value based on quoted market prices as of the valuation date.

In September 2008 the LGIP portfolio, like many investment funds throughout the country, experienced significant market volatility. One of the LGIP investments, the Reserve Primary money market fund was downgraded from “AAA” to “D” on September 16, 2008. The LGIP shares in the Reserve Primary Fund were initially frozen until the fund’s liquidation process could begin. In order to maintain the LGIP’s “AAA” rating, the LGIP temporarily sold this security to the State’s General Fund investment pool at par under a put agreement. By December 31, 2008, 78% of the LGIP Reserve Primary Fund holding had been recovered. The County’s \$91,891 investment as of June 30, 2009 represents the County’s remaining portion of its September 15, 2008 investment in the LGIF that was allocated to the Reserve Contingency Fund. The Reserve Contingency Fund is a non-performing asset that represents claims against future distributions of principle from the Reserve Primary fund. The State Treasurer is participating in a lawsuit against the Reserve on behalf of the State Treasurer’s portfolios and LGIP participants. Additionally, the Securities and Exchange Commission (SEC) filed a civil lawsuit in federal court against the operators of the Reserve seeking to expedite the distribution of the Reserve’s remaining assets to investors. Therefore, the County’s \$91,891 investment in the Reserve Contingency Fund at June 30, 2009 is shown as a restricted asset and reserved fund balance in the County’s financial statements. For more information on the Reserve Contingency fund see the State Treasurer’s website at http://www.stonm.org/files_uploads/1835.pdf.

STATE OF NEW MEXICO
Rio Arriba County
Notes to Financial Statements
June 30, 2009

Interest Rate Risk

The County's investments at June 30, 2009 include the following:

<u>Investments</u>	<u>Maturities</u>	<u>Fair Value</u>
Valley National Bank CD's	in 1 year increments	\$14,400,000
Community Bank – CD's	in 1 year increments	9,497,453
Investment in LGIP	Disbursement pending	91,891
Total Investments.		<u>\$23,989,344</u>

Blended Component Unit:

Deposits and Investments

As of June 30, 2009, The Authority held checking account deposits of \$152,032 and cash equivalent investment consisting of certificate of deposit with original maturity of three months or less from the date of acquisition of \$11,105 at a different financial institution, totaling \$163,137, all covered by FDIC insurance. Reconciling items consist of \$10,205 in outstanding checks resulting in \$152,932 of cash and cash equivalents per the accounting records and related financial statements.

	<u>Century Bank</u>	<u>Valley National Bank</u>	<u>Total</u>
Amount of Deposits	\$ 56,415	\$ 152,032	\$ 208,447
FDIC Coverage	56,415	152,032	208,447
Total uninsured public funds	\$ -	\$ -	\$ -

Reconciliation to Statement the of Net Assets

Cash and cash equivalents per Statement E-1	\$ 138,678
Investments per Statement E-1	45,310
Restricted cash and cash equivalents per Statement E-1	14,254
	<u>198,242</u>
Add outstanding checks and other reconciling items	10,205
	<u>\$ 208,447</u>

At a different financial institution, The Authority held investments consisting of certificates of deposit with more than three months maturity totaling \$45,310 as of June 30, 2009. All the investments were covered by FDIC insurance at the end of the fiscal year.

Custodial Credit Risk – Deposits. Custodial credit risk is the risk that in the event of a bank failure, the government's deposits may not be returned to it. The Authority does not have a deposit policy for custodial credit risk, other than following state statutes as put forth in the Public Money Act (Section 6-10-1 to 6-10-63, NMSA 1978). At June 30, 2009, all of The Authority's bank deposits totaling \$208,447 were fully insured by the Federal Deposit Insurance Corporation (FDIC) and were not subject to custodial credit risk.

STATE OF NEW MEXICO
Rio Arriba County
Notes to Financial Statements
June 30, 2009

NOTE 4. Receivables

Receivables as of June 30, 2009 are as follows:

	General	County Funded Capital Projects	Nonmajor Funds	Blended Component Unit	Total	Agency Funds
Property taxes	\$ 1,517,378	\$ -	\$ -	\$ -	\$ 1,517,378	\$ 3,860,651
Other taxes:						
Oil and gas taxes	463,094	-	-	-	463,094	-
Other taxes receivables	78,849	-	246,649	-	325,498	-
Other receivables	-	-	5,643	40,545	46,188	-
Intergovernmental-grants:						
State	-	-	3,590,736	-	3,590,736	-
Federal	-	-	1,814,740	-	1,814,740	-
Interest	296,989	-	-	639	297,628	4
Total Receivables	2,356,310	-	5,657,768	41,184	8,055,262	3,860,655
Less: Uncollectables	(141,944)	-	-	(21,567)	(163,511)	(413,067)
Net Receivables	<u>\$ 2,214,366</u>	<u>\$ -</u>	<u>\$ 5,657,768</u>	<u>\$ 19,617</u>	<u>\$ 7,891,751</u>	<u>\$ 3,447,588</u>

NOTE 5 Restricted Net Assets

The government-wide statement of net assets reports \$21,272,832 of restricted net assets, of which \$272,065 is restricted for the payment of Debt Service. The Special Revenue Funds has \$7,395,723, and Capital Project Funds has \$13,568,294 which are restricted by enabling legislations. The restricted net assets for Other Purpose in the amount of \$36,750 is the tenant security deposits applicable to the rental of housing units by the Housing Authority enterprise fund and other Housing Services, and special revenue cash from the Department of Housing and Urban Development and is restricted for its purpose.

STATE OF NEW MEXICO
Rio Arriba County
Notes to Financial Statements
June 30, 2009

NOTE 6. Interfund Receivables, Payables, and Transfers

Net operating transfers, made to close out funds and to supplement other funding sources, were as follows:

<u>Transfer out</u>	<u>Transfer in</u>	<u>Amount</u>
General Fund	Environmental Fund	\$ 401,694
General Fund	County Road	2,136,295
County Road	Forest Reserve	88,007
General Fund	Farm and Range Improvement	24,183
General Fund	Senior Citizen Program	800,000
General Fund	Local DWI Program	22,858
General Fund	DWI Detox GRT	13,053
DWI Grant	General Fund	6,957
Velarde Fire Department	Fire District Bond	9,475
El Rito Fire Department	Fire District Bond	13,000
Dixon Fire Department	Fire District Bond	16,900
Canjilon Fire Department	Fire District Bond	20,000
County Fire Protection	La Mesilla Fire Department	200,000
La Mesilla Fire Department	Fire District Bond	49,714
Abiquiu Fire Department	Fire District Bond	15,000
Coyote Fire Department	Fire District Bond	11,000
Ojo Sarco Fire Department	Fire District Bond	15,000
Chamita Fire Department	Fire District Bond	25,000
Vallecitos Fire Department	Fire District Bond	10,000
Alcalde Fire Department	Fire District Bond	12,500
Brazos Fire Department	Fire District Bond	15,000
General Fund	Forest Reserve	179,061
Summer Food Program	General Fund	785
General Fund	EMG-MGMT	21,846
CYFD Fund	General Fund	20,400
Undesignated	General Fund	20,971
TA Seniors	Chama Seniors Center	200
Detention Center Roof	General Fund	8,354
Agua Sana	General Fund	1,793
General Fund	Vans Chimayo	250
Health Commons	General Fund	1,816
Senior Vans	General Fund	538
General Fund	County Funded Capital Project	14,708,471
General Fund	Alcalde Multi-purpose Center	9
Rural Event Center	General Fund	59,830
Pinon Hills RTF	General Fund	1,000
General Fund	Las Cumbres Learning Center	58,131
Water Storage	General Fund	340

STATE OF NEW MEXICO
 Rio Arriba County
 Notes to Financial Statements
 June 30, 2009

NOTE 6. Interfund Receivables, Payables, and Transfers (Continued)

<u>Transfer out</u>	<u>Transfer in</u>	<u>Amount</u>
Animal Control	General Fund	1,214
Embudo Center	General Fund	4,964
Bird Flu Planning	General Fund	5,819
General Fund	Search/Rescue Fund	8,030
General Fund	Debt Service	270,668
Total		<u>\$ 19,280,123</u>

The purpose of the transfers from the General Funds to other funds were primarily due to the allocation of funding that was budgeted in the other funds.

STATE OF NEW MEXICO
Rio Arriba County
Notes to Financial Statements
June 30, 2009

NOTE 6. Interfund Receivables, Payables, and Transfers (Continued)

Negative cash balances in individual funds that were part of the pooled accounts were reclassified as due to/from accounts in the combining balance sheet as of June 30, 2009. The County records temporary interfund receivables and payables to reflect temporary loans between funds. The purpose of the loans was to cover cash shortages until grant monies are received or other sources of funds could be obtained. The following individual funds had negative cash balances as of June 30, 2009.

The composition of interfund balances as of June 30, 2009 is as follows:

Due to other fund	Due from other fund	Amount
Primary Government		
General Fund	DWI Detox GRT	\$ 59,181
General Fund	DWI Grant 06-D-I-G-22	14,630
General Fund	Brazos Fire Department	4,195
General Fund	New Mexico State Library	3,018
General Fund	Summer Food Program	11,892
General Fund	Santa Fe National Forest Patrol	3,189
General Fund	Carson National Forest Patrol	1,312
General Fund	Click It or Ticket 08-90-CT-080	2,834
General Fund	DWI 07-AL-03-080	142,722
General Fund	Operation DWI 06 AL-64-080	8,643
General Fund	NMSH&T Commission DWI 01CD31080	31,308
General Fund	EMG-MGMT2005-GE-T5-0012 RAC	36,502
General Fund	DOH CHI CNS	20,383
General Fund	TCA Program-Value Options	7,319
General Fund	Value Options	5,729
General Fund	2006-GE-T6-Rio Arriba Exercise	6,405
General Fund	RAJJB 07-690-3057	14,038
General Fund	Ojo SARCO FD USDA Grant	218,260
General Fund	Lindrith FD USDA Grant	198,040
General Fund	CDBG Health Commons	500,000
General Fund	Area Agency on Aging	104,397
General Fund	TA Senior Center 2007-0729	1,927
General Fund	ESP-TA-Coyote Seniors 2007-2373	2,775
General Fund	Truchas Senior Center 2007-2418	100,000
General Fund	Coyote Senior Center	15,435
General Fund	Senior Vehicles 2008-3370	100,000
General Fund	Truchas Senior Center 2008-3372	29,978
General Fund	2004 State Appropriations	54,825
General Fund	Truchas Center 05-L-G-1545	25,350
General Fund	Alcalde Center 05-L-G-1552	75,205
General Fund	Crime Prevention PF Chimayo	49,410
General Fund	ESP Health 05-L-G-465	50,000
General Fund	El Rito Center 06-L-G-1755	200,000
General Fund	Canones Center 06-L-G-1768	50,000
General Fund	TA Recreation 06-L-G-1769	11,145

STATE OF NEW MEXICO
Rio Arriba County
Notes to Financial Statements
June 30, 2009

NOTE 6. Interfund Receivables, Payables, and Transfers (Continued)

<u>Due to other fund</u>	<u>Due from other fund</u>	<u>Amount</u>
General Fund	Las Clinica Del Norte 06-L-G-1770	49,500
General Fund	Truchas FD 06-L-G-1776	12,682
General Fund	Cebolla Center 06-L-G-1778	10,284
General Fund	T.A. FD 06-L-G-1779	100,000
General Fund	Chimayo Center 06-L-G-1742	2,680
General Fund	Health Commons 06-L-G-475	198,000
General Fund	Las Clinicas 06-L-G-1743	50,500
General Fund	Sheriff Department Technology 07-L-G-5383	16,758
General Fund	Abiquiu Fire Department	148,500
General Fund	Abiquiu Fire Department 07-L-G-5387	123,750
General Fund	Alcalde Fire Department 07-L-G-5388	80,000
General Fund	Chamita Fire Department	3,398
General Fund	Truchas Senior Center #0575-0173	338,417
General Fund	Truchas FD 0575-0173	300,000
General Fund	Santa Maria 07-L-G-3560	34,708
General Fund	Chimayo 07-L-G-6310	50,000
General Fund	Chimayo 07-L-G-6311	95,337
General Fund	Pinon Hills Recovery 08-L-G-4396	29,951
General Fund	Rio Grande Treatment 08-L-G-4397	49,842
General Fund	La Clinica Equipment 08-L-G-4398	18,434
General Fund	La Clinica Van 08-L-G-4399	13,294
General Fund	Search & Rescue NSDB 08-L-G-4401	31,734
General Fund	Sheriff Department Technology 08-L-G-4402	27,025
General Fund	Sheriff Posse/Search/Rescue 08-L-G-4403	3,721
General Fund	Northern Youth Sports 08-L-G-1098	4,600
General Fund	Northern Youth Sports 08-L-G-1099	18,500
General Fund	La Clinica Pueblo 08-L-G-5271	100,000
General Fund	Velarde FD 08-L-G-5294	100,000
General Fund	Health Commons (HRSA) DOH Grant	711,047
General Fund	Health Commons McCune	274,418
Total		<u>\$ 5,157,127</u>
Blended Component Unit		
Low Income Public Housing Program	Section 8 Housing Choice Vouchers Program	<u>\$ 22,460</u>

STATE OF NEW MEXICO
Rio Arriba County
Notes to the Financial Statements
June 30, 2009

NOTE 7. Capital Assets

The following is a summary of capital assets and changes occurring during the year ended June 30, 2009.

	Balance June 30, 2008	Adjustments	Additions	Deletions	Balance June 30, 2009
Governmental Activities:					
Capital Assets not being depreciated:					
Land	\$ 5,868,821	\$ 5,444,811	\$ 152,907	\$ -	\$ 11,466,539
Construction In Progress	-	2,162,322	8,021,177	-	10,183,499
Works of Art	180,000	-	-	-	180,000
Book Collections	10,000	-	-	-	10,000
Total Capital Assets not being depreciated	<u>6,058,821</u>	<u>7,607,133</u>	<u>8,174,084</u>	<u>-</u>	<u>21,840,038</u>
Capital assets being depreciated:					
Land Improvements	1,951,023	3,181	806,358	-	2,760,562
Buildings & Improvements	43,613,533	(1,945,621)	666,647	-	42,334,559
Infrastructure	10,676,478	52,754	1,557,008	-	12,286,240
Machinery and Equipment	16,320,963	(1,089,279)	3,128,124	(721,221)	17,638,587
Total Capital Assets being depreciated	<u>72,561,997</u>	<u>(2,978,965)</u>	<u>6,158,137</u>	<u>(721,221)</u>	<u>75,019,948</u>
Less accumulated depreciation:					
Land Improvements	228,921	-	108,413	-	337,334
Buildings & Improvements	11,393,316	(42,264)	1,032,719	-	12,383,771
Infrastructure	9,960,364	-	327,079	-	10,287,443
Machinery and Equipment	5,392,208	(144,983)	2,165,065	(714,091)	6,698,199
Total accumulated depreciation:	<u>26,974,809</u>	<u>(187,247)</u>	<u>3,633,276</u>	<u>(714,091)</u>	<u>29,706,747</u>
Total capital assets, net of depreciation:	<u>\$ 51,646,009</u>	<u>\$ 4,815,415</u>	<u>\$ 10,698,945</u>	<u>\$ (7,130)</u>	<u>\$ 67,153,239</u>

Governmental Depreciation Expenses for the year ended June 30, 2009 was charged to the following functions:

Governmental activities:	
General Government	\$ 2,078,234
Public safety	1,185,437
Public works	193,915
Health and welfare	139,259
Culture and recreation	36,432
Total Depreciation Expense	<u>\$ 3,633,276</u>

STATE OF NEW MEXICO
 Rio Arriba County
 Notes to Financial Statements
 June 30, 2009

Note 7. Capital Assets

Capital asset activity for the year ended June 30, 2009 was as follows:

Blended Component Unit	Balance 06/30/08	Additions	Deletions	Balance 06/30/09
Business-Type Activities:				
Capital assets not being depreciated:				
Land	\$ 109,735	\$ -	\$ -	\$ 109,735
Total capital assets not being depreciated	<u>109,735</u>	<u>-</u>	<u>-</u>	<u>109,735</u>
Capital assets being depreciated:				
Buildings	4,015,029	56,620	-	4,071,649
Buildings and improvements	1,232,008	1,563	-	1,233,571
Machinery and equipment	128,725	4,162	-	132,887
Totals capital assets being depreciated	<u>5,375,762</u>	<u>62,345</u>	<u>-</u>	<u>5,438,107</u>
Less: Accumulated depreciation:				
Buildings	2,543,211	150,581	-	2,693,791
Buildings and improvements	631,243	37,391	-	668,634
Machinery and equipment	77,399	17,209	-	94,608
Total accumulated depreciation	<u>3,251,853</u>	<u>205,181</u>	<u>-</u>	<u>3,457,034</u>
Total capital assets, net of depreciation	<u>\$ 2,233,644</u>	<u>\$ (142,836)</u>	<u>\$ -</u>	<u>\$ 2,090,808</u>

Depreciation expense for the year ended June 30, 2009 totaled \$205,181.

STATE OF NEW MEXICO
Rio Arriba County
Notes to Financial Statements
June 30, 2009

NOTE 8. Long-term Debt

During the year ended June 30, 2009, the following changes occurred in the liabilities reported in the government-wide statement of net assets:

	<u>Balance</u> <u>6/30/08</u>	<u>Additions</u>	<u>Retirements</u>	<u>Balance</u> <u>6/30/09</u>	<u>Due Within</u> <u>One Year</u>
Bonds	\$ 1,770,000	\$ -	\$ 185,000	\$ 1,585,000	\$ 195,000
NMFA Loans	57,000	-	6,000	51,000	6,000
Capital Leases	-	-	-	-	-
Notes Payables	-	-	-	-	-
Compensated Absences	968,340	459,546	698,590	729,296	459,546
Total Long-Term Debt	<u>\$ 2,795,340</u>	<u>\$ 459,546</u>	<u>\$ 889,590</u>	<u>\$ 2,365,296</u>	<u>\$ 660,546</u>

The annual requirements to amortize the Revenue Bonds as of June 30, 2009, including interest payments are as follows:

Bonds outstanding at June 30, 2009 consisted of the following issue:

Original Amount- \$3,230,000

Series 1998 GRT Revenue Bond

Dated 4/15/1998

Principle payable-May 1

Interest payable- May 1 and November 1

Interest Rates- 4.00% to 6.90%

<u>Fiscal Year Ending</u> <u>June 30, 2009</u>	<u>Principal</u>	<u>Interest</u>	<u>Total Debt Service</u>
2010	\$ 195,000	\$ 77,065	\$ 272,065
2011	205,000	67,803	272,803
2012	215,000	58,065	273,065
2013	225,000	47,530	272,530
2014	235,000	36,505	271,505
2015-2018	510,000	37,730	547,730
	<u>\$ 1,585,000</u>	<u>\$ 324,698</u>	<u>\$ 1,909,698</u>

The annual requirements to amortize the NMFA Loan as of June 30, 2009, including interest payments are as follows:

Loan outstanding at June 30, 2009 consisted of the following issue:

Original Amount- \$105,000

1996 NMFA Loan

Dated 3/1/96

Principle payable- February 1

Interest payable- February 1 and August 1

Interest Rates- 5.77%

STATE OF NEW MEXICO
 Rio Arriba County
 Notes to Financial Statements
 June 30, 2009

Fiscal Year Ending June 30, 2009	<u>Principal</u>	<u>Interest</u>	<u>Total Debt Service</u>
2010	\$ 6,000	\$ 2,943	\$ 8,943
2011	7,000	2,597	9,597
2012	7,000	2,193	9,193
2013	7,000	1,789	8,789
2014	8,000	1,390	9,390
2015-2018	16,000	1,385	17,385
	<u>\$ 51,000</u>	<u>\$ 12,295</u>	<u>\$ 63,295</u>

Blended Component Unit

	<u>Balance 6/30/2008</u>	<u>Additions</u>	<u>Retirements</u>	<u>Balance 6/30/2009</u>	<u>Within One Year</u>
Compensated Absences	\$ 8,150	\$ 6,467	\$ 4,473	\$ 10,144	\$ 4,854
Total	<u>\$ 8,150</u>	<u>\$ 6,467</u>	<u>\$ 4,473</u>	<u>\$ 10,144</u>	<u>\$ 4,854</u>

Employees of the County are able to accrue a limited amount of vacation and other compensatory time during the year. During the fiscal year June 30, 2009, compensated absences decreased by \$239,044 for the County and increased by \$1,944 for the Housing Authority from the prior year accrual. Compensated absences are paid by the fund that they are accrued in, which is mainly the general fund.

NOTE 9. Risk Management

The County is exposed to various risks of loss related to torts, theft of, damage to, and destruction of assets; errors and omissions; injuries and natural disasters.

Rio Arriba County is a member and is insured through the New Mexico County Insurance Authority (Insurance Authority). The Insurance Authority was created to provide comprehensive core insurance programs by expanding the pool of subscribers to maximize cost containment opportunities for required insurance coverage. The Insurance Authority acts as the common carrier for the State of New Mexico counties. The County pays an annual premium to the Insurance Authority based on claim experience and the status of the pool. The Risk Management Program includes Workers Compensation, General and Automobile Liability, Automobile Physical Damage, and Property and Crime coverage. The County is not liable for more than the premiums paid.

NOTE 10. Other Required Individual Fund Disclosures

Generally accepted accounting principles require disclosures of certain information concerning individual funds including:

STATE OF NEW MEXICO
Rio Arriba County
Notes to Financial Statements
June 30, 2009

Deficit fund balance of individual funds. The following funds reflected a deficit fund balance as of June 30, 2009:

- RAJJB – CYFD Fund 2499 has a deficit fund balance of \$3.

NOTE 11. PERA Pension Plan

Plan Description: Substantially all of Rio Arriba County's full-time employees participate in a public employee retirement system authorized under the Public Employees Retirement Act (Chapter 10, Article 11 NMSA 1978.) The Public Employee Retirement Association (PERA) is the administrator of the plan, which is a cost-sharing, multiple-employer defined benefit retirement plan. The plan provides for retirement benefits, disability benefits, survivor benefits, and cost-of-living adjustments to plan members and beneficiaries. PERA issues a separate, publicly available financial report that includes financial statements and required supplementary information for the plan. That report may be obtained by writing to PERA, P. O. Box 2123, Santa Fe, New Mexico 87504-2123. The report is also available on PERA's website at www.pera.state.nm.us.

Funding Policy: Plan members are required to contribute the following percentages of their gross salary: 16.3% for law enforcement and fire protection employees; and 15.65% for municipal employees. The County was required to contribute the following percentages of the gross covered salary: 18.5% for law enforcement and fire protection plan members; and 11.65% for municipal plan members. The contribution requirements of plan members and Rio Arriba County are established in State Statute under Chapter 10, Article 11 NMSA 1978. The requirements may be amended by acts of the legislature. The County's contributions to PERA for the years ended June 30, 2009, 2008 and 2007 were \$1,713,309 \$1,621,312, and \$1,541,803, respectively, which equals the amount of the required contributions for each fiscal year.

NOTE 12. Post-Employment Benefits – Retiree Health Care Plan

Plan Description. Rio Arriba County contributes to the New Mexico Retiree Health Care Fund, a cost-sharing multiple-employer defined benefit postemployment healthcare plan administered by the New Mexico Retiree Health Care Authority (RHCA). The RHCA provides health care insurance and prescription drug benefits to retired employees of participating New Mexico government agencies, their spouses, dependents, and surviving spouses and dependents. The RHCA Board was established by the Retiree Health Care Act (Chapter 10, Article 7C, NMSA 1978). The Board is responsible for establishing and amending benefit provisions of the healthcare plan and is also authorized to designate optional and/or voluntary benefits like dental, vision, supplemental life insurance, and long-term care policies.

Eligible retirees are: 1) retirees who make contributions to the fund for at least five years prior to retirement and whose eligible employer during that period of time made contributions as a participant in the RHCA plan on the person's behalf unless that person retires before the employer's RHCA effective date, in which event the time period required for employee and employer contributions shall become the period of time between the employer's effective date and the date of retirement; 2) retirees defined by the Act who retired prior to July 1, 1990; 3) former legislators who served at least two years; and 4) former governing authority members who served at least four years.

The RHCA issues a publicly available stand-alone financial report that includes financial statements and required supplementary information for the postemployment healthcare plan. That report and further information can be obtained by writing to the Retiree Health Care Authority at 4308 Carlisle NE, Suite 104, Albuquerque, NM 87107.

Funding Policy. The Retiree Health Care Act (Section 10-7C-13 NMSA 1978) authorizes the RHCA Board to establish the monthly premium contributions that retirees are required to pay for healthcare benefits. Each participating retiree pays a monthly premium according to a service based subsidy rate schedule for the medical plus basic life plan

STATE OF NEW MEXICO
Rio Arriba County
Notes to Financial Statements
June 30, 2009

plus an additional participation fee of five dollars if the eligible participant retired prior to the employer's RHCA effective date or is a former legislator or former governing authority member. Former legislators and governing authority members are required to pay 100% of the insurance premium to cover their claims and the administrative expenses of the plan. The monthly premium rate schedule can be obtained from the RHCA or viewed on their website at www.nmrhca.state.nm.us.

The Retiree Health Care Act (Section 1 0-7C-1 5 NMSA 1978) is the statutory authority that establishes the required contributions of participating employers and their employees. The statute requires each participating employer to contribute 1.3% of each participating employee's annual salary; each participating employee is required to contribute .65% of their salary. Employers joining the program after 1/1/98 are also required to make a surplus-amount contribution to the RHCA based on one of two formulas at agreed-upon intervals.

The RHCA plan is financed on a pay-as-you-go basis. The employer, employee and retiree contributions are required to be remitted to the RHCA on a monthly basis. The statutory requirements for the contributions can be changed by the New Mexico State Legislature.

Rio Arriba County's contributions to the RHCA for the years ended June 30, 2009, 2008 and 2007 were \$118,241, \$112,588 and \$107,872, respectively, which equaled the required contributions each year.

NOTE 13. Joint Powers Agreements and Memorandums of Understanding

New Mexico Enhanced 911 Act

The City of Espanola, The Village of Chama, Ohkay Owingeh, The Jicarilla Apache Nation, The County of Rio Arriba, and The County of Santa Fe have entered into a joint powers agreement to establish and provide a centralized enhanced 911 system and improve public emergency and law enforcement services to their citizens. The Espanola/Rio Arriba County shall oversee operations of enhanced 911 service within the District boundaries and act as the vehicle through which parties receive funding pursuant to the Act.

The terms of this agreement is indefinite. The City of Espanola shall act as fiscal agent for the District on behalf of the parties. As the fiscal agent, the City of Espanola shall manage all revenues, maintain all accounts and receive and disburse all funds on behalf of the District and at the direction of the Board. The agreement may be terminated by any party to this agreement may, at any time after providing thirty (30) days written notice to the Board, withdraw from this agreement. Upon termination of this Agreement, any surplus money and/or property acquired from funding paid for by the members shall be returned to the parties, which are signatories to this agreement at the time of termination, in proportion to the contributions made. Property acquired through the Local Government Division, Department of Finance & Administration (DFA) shall be disbursed according to the requirements of DFA.

North Central Solid Waste Authority

The City of Espanola, the Santa Clara Pueblo, the San Juan Pueblo and Rio Arriba County have entered into a joint powers agreement to form a regional solid waste disposal authority in order to comply with the Solid Waste Act, to provide for disposition of solid waste and to provide general protection of health, welfare, and safety of the public and to provide staff, management assistance, planning and facilities.

The term of this agreement is indefinite. It is the intent of the parties that the Authority become self-sufficient and that no party be required to contribute funds from its respective budget or taxing authority other than for start up costs. The

STATE OF NEW MEXICO
Rio Arriba County
Notes to Financial Statements
June 30, 2009

agreement may be terminated by either party upon delivery of a written notice to the other at least 90 days prior to the intended date of termination. All payments under this agreement are on a reimbursement basis. North Central Solid Waste Authority board will serve as a fiscal agent and will be responsible for all audit requirements.

Animal Shelter Services

The City of Espanola and Rio Arriba County entered into a joint animal shelter service program located and operated within the municipal boundaries of the City of Espanola to provide for the seizure and disposition of all dogs and cats running at large. The City has an animal control shelter facility which is operated under contract by the Northern New Mexico Animal Protection Society, a non-profit corporation (NNMAPS). The City and County desire to have the County make in-kind contributions to the operation of the NNMAPS shelter in return for the services rendered by it to the County and the purpose of this Agreement is to formalize the arrangement. The County shall pay to NNMAPS \$10,000 per year beginning with the fiscal year starting June 1, 1994 to help defray costs of the shelter in serving the County. The County shall also pay to the City \$10,000 per year beginning with the physical year starting June 1, 1994 to help defray the costs of the City in maintaining the shelter for services to the County.

The parties agree that this agreement shall terminate on June 30, 1995, however, it will continue to be in effect from year to year thereafter unless a party notifies the other of its intent to terminate thirty days prior to anniversary date. At any time either party shall have the right to terminate this agreement with or without cause by giving the other party 90 days written notice. Any property acquired as a result of joint exercise of powers shall be disposed of, divided or distributed in equal parts to the parties hereto. Any monetary contributions pursuant to this agreement upon termination prior to the end of the physical year for which they were made will be refunded to the County pro rated to the end of the fiscal year. The City and the County will jointly constitute the administering agency pursuant to this agreement acting through the City Manager and the County Animal Control Director.

North Central Regional Transit District

The North Central Regional Transit District Intergovernmental Contract entered into by and among the City of Espanola, County of Los Alamos, Pueblo of Nambe, Pueblo of Pojoaque, County of Rio Arriba, pueblo of San Ildefonso, Pueblo of Ohkay Owingeh, Pueblo of Santa Clara, City of Santa Fe, County of Santa Fe, Pueblo of Tesuque and County of Taos. The purpose of the District, being a multimodal public transit district formed pursuant to the Act, recognizes as its purpose to finance, construct, operate, maintain, and promote an efficient, sustainable, and regional multimodal transportation system at any location or locations, subject to compliance with the Act.

The term of the Contract shall begin when the New Mexico State Transportation Commission has certified the creation of the District and shall end when all current members agree in writing to terminate this contract, provided, however, that the contract cannot be terminated so long as the District has any Bonds outstanding. The District shall be governed by a Board of Directors who shall exercise and perform all powers and privileges and duties vested in or imposed upon the District. The Board shall appoint a Treasurer who shall be subject to rules and procedures established by the Board.

NOTE 14. Federal and State Grants

Rio Arriba County participates in a number of federal, state, and county programs that are fully or partially funded by grants received from other governmental units. Expenditures financed by grants are subject to audit by the appropriate grantor government. If expenditures are disallowed due to noncompliance with grant program regulations, Rio Arriba County may be required to reimburse the grantor government. As of June 30, 2009, significant amounts of grant expenditures have not been audited by the grantor agencies. Management believes that any disallowed expenditures discovered in subsequent audits, if any, will not have a material effect on any of the individual funds or the overall financial position of Rio Arriba County.

STATE OF NEW MEXICO
Rio Arriba County
Notes to Financial Statements
June 30, 2009

NOTE 15. Contingent Liabilities

The County is party to various claims and lawsuits arising in the normal course of business. Although the outcome of these lawsuits is not presently determinable, in the opinion of the government's counsel the resolution of these matters will not have a material adverse effect on the financial position of the County. The County is insured through the New Mexico County Insurance Authority.

Blended Component Unit Contingency Liabilities

For the Rio Arriba Housing Authority, there are two matters of litigation initiated by tenants. They are interrelated. The first matter is the federal lawsuit filed by a tenant (husband and wife) against the Authority, Executive Director and the apartment unit manager. The nature of this litigation is a claim by the plaintiff that their civil rights were violated. The progress of the case has been limited. No discovery has taken place. The second matter arises out of the eviction proceedings. After the Authority prevailed at the state magistrate court level on the eviction of the plaintiffs, the plaintiffs took an appeal to State District Court. Contained in that same appeal is a counter-claim against the Authority by the plaintiffs. The counter-claim alleges the same things alleged in the federal court. The progress of the appeal is that the Court will set a trial date for a hearing in December 2009.

A complaint was filed by the plaintiffs with HUD on July 20, 2009 alleging that the complainants were injured by a discriminatory act. The complainants have also alleged violations of Title IV of the 1964 Civil Rights Act of 1968 as amended by the Fair Housing Act of 1988. Based on the evidence obtained during the investigation, HUD has determined that no reasonable cause exists to believe that a discriminatory housing practice has occurred. Accordingly, HUD has completed its administrative processing of this complaint under the Act, and the complaint is hereby dismissed as of October 29, 2009.

Information available prior to issuance of financial statements does not indicate that it is probable that an assets had been impaired or a liability had been incurred at the date of the financial statements and the amount of loss can not be reasonably estimated.

NOTE 16. Leases

There were no capital lease agreements as of June 30, 2009 for which the County is a party to.

The County is a party to several operating lease agreements where it is the lessee and is subject to future payment to unrelated parties. The amount of the future liability for these leases is disclosed below:

STATE OF NEW MEXICO
Rio Arriba County
Notes to Financial Statements
June 30, 2009

Commitments for Operating Leases

<u>Year Payments Due</u>	<u>Annual Amount Due</u>
2010	\$ 88,988
2011	65,821
2012	40,354
2013	38,161
2014	38,161
2015 - 2020	207,605
2021 - 2025	207,605
2026 - 2030	207,605
2031 - 2035	207,605
2036 - 2040	207,605
2041 - 2045	207,605
2046 - 2050	<u>1</u>
Total	<u>\$ 1,517,116</u>

NOTE 17. Prior Year Restatements

The prior year audit report did not include some entries related to accrued revenue and expenditures that were not posted to fund balance in FY 2008 for six non-major funds totaling \$331,670 that were not recognized. There was \$4,815,415 in capital assets that were not being reported as capital assets in prior year that met the requirements to be reported as capital assets. Since these item were expensed in an earlier year as capital outlay adjusting journal entries they were required to properly record the change to Capital Assets. There also were \$675 for petty cash that was not reflected in prior years. These corrections were restated as of June 30, 2009.

The fund balance of the inmate account of \$59,590 as of June 30, 2008 was reported as special revenue fund in prior year. However, the inmate account is a trust account which is considered an agency fund. The fund balance of \$59,590 of the inmate account was reclassified as agency fund for the year ended June 30, 2009.

NOTE 18. Subsequent Events

On October 30, 2009 the County refunded its balance of \$1,585,000 in Revenue Bonds that had interest rates ranging from 4.00% to 6.90% that were scheduled to mature on May 1, 2016. These debentures were replaced with refunding bonds totaling \$1,585,000 with future escrow payments of principal and interest totaling \$166,711. The interest rates for the new issuance range from 1.65% to 2.56%. The maturity date was reduced by one year to May 1, 2015. The primary purpose of the transaction was to reduce the interest expenditures on its debt.

NOTE 19. Revenue Commitments

The County has committed a portion of its annual state allotment for Fire District services related to the Tierra Amarilla Fire Department. The amount that is withheld annually and remitted to the New Mexico Financing Authority (NMFA) is equal to the amount of the mortgage loan payable as stated in Note 8 on pages 46 and 47 or a total of \$63,295 over the life of the mortgage loan.

SUPPLEMENTARY INFORMATION

(This page intentionally left blank)

STATE OF NEW MEXICO
Rio Arriba County
Capital Projects Fund-County Funded Capital Project (3400)
Statement of Revenues, Expenditures and Changes
in Fund Balance - Budget (Non-GAAP Budgetary Basis) and Actual
For the Year Ended June 30, 2009

Statement 1

	<u>Budgeted Amounts</u>		<u>Actual</u>	Variance
	<u>Original</u>	<u>Final</u>		Favorable (Unfavorable)
REVENUES:				
Taxes	\$ -	\$ -	\$ -	\$ -
Licenses and Permits	-	-	-	-
Intergovernmental Grants	-	-	-	-
Charges for Services	-	-	-	-
Interest on Investments	-	-	-	-
Interest and Penalties - Taxes	-	-	-	-
Miscellaneous	-	161,802	137,064	(24,738)
Total Revenues	<u>-</u>	<u>161,802</u>	<u>137,064</u>	<u>(24,738)</u>
Prior year cash appropriated	8,912,211	8,911,826		
Total revenue and budgeted cash	<u>8,912,211</u>	<u>9,073,628</u>		
EXPENDITURES:				
Current				
General Government	-	-	-	-
Public Safety	-	-	-	-
Highways and Streets	-	-	-	-
Health and Welfare	-	-	-	-
Culture and Recreation	-	-	-	-
Debt Service	-	-	-	-
Capital Outlay	22,632,702	23,782,099	6,010,492	17,771,607
Total Expenditures	<u>22,632,702</u>	<u>23,782,099</u>	<u>6,010,492</u>	<u>17,771,607</u>
Excess (deficiency) of revenues over (under) expenditures	<u>(22,632,702)</u>	<u>(23,620,297)</u>	<u>(5,873,428)</u>	<u>17,746,869</u>
Other financing sources (uses):				
Transfers in	13,720,491	14,708,471	14,708,471	-
Transfers (out)	-	-	-	-
Total other financing and uses	<u>13,720,491</u>	<u>14,708,471</u>	<u>14,708,471</u>	<u>-</u>
Net changes in fund balance	<u>\$ -</u>	<u>\$ -</u>	<u>\$ 8,835,043</u>	<u>\$ 17,746,869</u>
Current year receivables			-	
Prior year receivables			(108,671)	
Current year payables			-	
Prior year payables			537	
Current year transfer in (out)			-	
Prior year transfer in (out)			-	
Deferred Revenue			-	
Net change in fund balance from Exhibit 4 (GAAP)			<u>\$ 8,726,910</u>	

The accompanying notes are an integral part of these financial statements.

(This page intentionally left blank)

NON-MAJOR GOVERNMENTAL FUNDS

STATE OF NEW MEXICO
Rio Arriba County
Nonmajor Fund Descriptions
June 30, 2009

SPECIAL REVENUE FUNDS

2201 – Jail Operations – To account for detention center expenditures. Funding is provided from correction fees. (Authority: County Commission)

2202 – Solid Waste– The County, working in a Memorandum of Agreement with its North Central Solid Waste Authority to provide solid waste collection, removal and disposal services.(Authority: County Commission)

2203 – County Property Valuation Fund – To account for expenditures for training and other expenditures pertaining to the County Valuation Program. A 1% administrative fee on property tax distributions provides funds (Authority: NMSA 7-38-38)

2204 – County Road Projects – To account for road projects within Rio Arriba County. (Authority: County Commission)

2207 - Emergency Comm/EMS – To account for expenditures related to 911 Center Operations and Emergency Medical Services fund by Gross Receipts Tax Revenue. (Authority: County Commission)

2208 - Farm & Range Improvement – To account for expenditures related to soil conservation predatory animal and insect control. Financing is provided from distributions made under the Taylor Grazing Act. (Authority: NMSA 6-1 1-6)

2211 - Law Enforcement – To account for expenditures related to the purchase of law enforcement equipment and training. Financing is provided by a grant from New Mexico Dept. of Finance and Admin. (Authority: NMSA 33-3-25 & 35-14-11)

2214 - Lodgers' Tax Act – To account for the administration of a County promotional effort. Financing is derived from lodgers' tax imposed on hotels located within the unincorporated sections of the County. Rio Arriba County established the fund pursuant to Lodger's Occupancy Tax Ordinance. (Authority: NMSA 3-38-13)

2217 - Recreation - To account for expenditures related to the operations of its recreational activities. Financing is provided by a cigarette tax and other miscellaneous sources. (Authority: NMSA 7-1-6-11)

2219 – Senior Citizen Program – To account for expenditures related to the operation of its senior programs. Funding is provided from federal grants and County matching funds. (Authority: NMSA 7-20-3)

2220 - Indigent – To account for expenditures that assist needy individuals with hospital expenses. Financing is provided by gross receipts tax allocation. (Authority: NMSA 7-20-3)

2222 - County Fire Protection – To account for expenditures of equipment, operating costs, and training for volunteer fire fighters. Funding is provided from allocations from the New Mexico Fire Protection Fund. (Authority: NMSA 59A-53-5)

2225 - Clerk Recording Fees – To account for receipts and expenditures related to the County Clerk's Office. New Mexico law stipulates that this fund is designated "for the purpose of equipment associated with recording, filing, maintaining or reproducing documentation". Financing is provided from County recording fees. (Authority: County Commission)

STATE OF NEW MEXICO
Rio Arriba County
Nonmajor Fund Descriptions
June 30, 2009

2399 - Rio Arriba County (RAC) Fire & Rescue Association – To account for expenditures related to the County's Fire and Rescue Association. (Authority: County Commission)

DWI GRANTS

2223 - Local DWI Distribution Grant – To Account for expenditures incurred for prevention, outpatient treatment, intensive probation and alternative sentencing for the DWI Program. Funding is provided from state grants and County matching funds. (Authority: County Commission)

2224 – Local DWI Grant Fund – To account for expenditures made for prevention, law enforcement, screening and assessment, outpatient treatment, and coordination and planning of DWI program activities in the County. Funding is provided from State grants and County matching funds. (Authority: NMSA 11-6A-6)

2229 - DWI Grant Council – To account for expenditures incurred for prevention, screening, treatment and compliance monitoring/Tracking for the DWI program. Funding is provided from State Grants and County Matching Funds. (Authority: County Commission)

2467 - NMSH & T Community DWI 01 CD31080- To account for expenditures incurred for activities to reduce DWI which are of permanent direct benefit to traffic safety in New Mexico. Funding is provided from fees imposed on convicted drunk drivers as allowed by Section 31-12-7(B), Regulation 18.20.6NMAC (2004) (Authority: County Commission)

FIRE DEPARTMENT FUNDS

2301-2303, 2305-2308, 2310-2319 – Fire Departments Funds – To account for expenditures of equipment, operating costs, and training for volunteer fire fighters. The County maintains and operates eighteen (18) fire departments. Funding is provided from the State of New Mexico Fire Protection Fund Act. (Authority: County Commission)

2340 – Fire Marshall/State Allocation - To account for expenditures of equipment, operating costs, and training for volunteer fire fighters. Funding is provided from the State of New Mexico Fire Protection Fund Act. (Authority: County Commission)

2352-2355, 2357-2358, 2360-2369 – Emergency Medical Services (EMS) Funds – To account for expenditures for maintenance and operations of ambulance service in the County. The County maintains and operates seventeen (17) EMS Departments. Funding is provided from the Emergency Medical Services Act. (Authority: NMSA I OA & 1 OB)

2401 NMCC Outreach

2402- New Mexico State Library – To account for expenditures that assist the Public Library. The County assists three public libraries. Funding is provided from the General Obligation Bonds for the purpose of providing public library resources. County established the fund pursuant to NM Statutes Law (Authority: NMSA 1978, 4-36- 2).

2409 – Forest Reserve Title III – To account for expenditures for community services and fire and rescue activities. Funding provided by United States Public Law 106-393.

2410- Wild Fire Risk Reduction – to account for expenditures related to the preparation of a community wildfire protection plan for Rio Arriba County, New Mexico to comply with healthy forest restoration act. (Authority: County Commission)

STATE OF NEW MEXICO
Rio Arriba County
Nonmajor Fund Descriptions
June 30, 2009

SUMMER FOOD PROGRAMS

2420 & 2421- Summer Food Program & 08 Summer Food Program – To account for expenditures related to the County's Summer Food program. Financing is provided from a grant from the Children, Youth and Families Department. (Authority: County Commission)

2426 - SCAAP – To account for detention center costs related to the incarceration of undocumented criminal aliens (Costs reimbursed through the State Criminal Alien Assistance Program (SCAAP)). (Authority: County Commission)

LOCAL LAW ENFORCEMENT BLOCK GRANT

2430 - Local Law Enforcement Block Grant – To account for expenditures incurred for acquisition of radios and riot gear. Funding provided by US Department of Justice. (Authority: County Commission)

2434 – Abiquiu Lake Patrol - To account for expenditures related to lake patrol of the Abiquiu Dam. Funds are provided by the USA Corps of Engineers. (Authority: County Commission)

2435 – Santa Fe National Forest 2008 - To account for expenditures related to forest patrol of the Santa Fe National Forest. Funds are provided by the USDA Forest Service. (Authority: County Commission)

2436 – Carson National Forest 2008 - To account for expenditures related to forest patrol of the Carson National Forest. Funds are provided by the USDA Forest Service. (Authority: County Commission)

DEPARTMENT OF TRANSPORTATION CHECKPOINTS

2437 – Tracs Rollout Project 08-AL-64-P13H - To account for expenditures related to the Tracs Rollout Projects and equipment. Funds are provided by the State of New Mexico Department of Transportation. (Authority: County Commission)

2438 – Traffic Safety Education & Enforcement - To account for expenditures related to purchasing educational and promotional items. Funds are provided by the State of New Mexico Department of Transportation. (Authority: County Commission)

2439 – OPER DWI 07-AL-K8-080 - To account for expenditures related to the Traffic Safety Education Enforcement program, super blitz sobriety checkpoints and or saturation patrols. Funds are provided by the State of New Mexico Department of Transportation. (Authority: County Commission)

2440 – Click It Or Ticket - To account for expenditures related to the enforcement and public awareness to conduct seatbelt and child safety and enforcement activities. Funds are provided by the State of New Mexico Department of Transportation. (Authority: County Commission)

2445 - NMDOT DWI 07-AL-FTE164-080 – To account for expenditures related to the Traffic Safety Education Enforcement program, super blitz sobriety checkpoints and or saturation patrols. Funds are provided by the State of New Mexico Department of Transportation. (Authority: County Commission)

2446 – NMDOT DWI 07-AL-03-080 – To account for expenditures related to the Traffic Safety Education Enforcement program, super blitz sobriety checkpoints and or saturation patrols. Funds are provided by the State of New Mexico Department of Transportation. (Authority: County Commission)

STATE OF NEW MEXICO
Rio Arriba County
Nonmajor Fund Descriptions
June 30, 2009

2447 – OP DWI 08-AL-64-080 - To account for expenditures related to the Traffic Safety Education Enforcement program, super blitz sobriety checkpoints and or saturation patrols. Funds are provided by the State of New Mexico Department of Transportation. (Authority: County Commission)

2448 – OBD 08-OP-RF-080 - To account for expenditures related to the Traffic Safety Education Enforcement program, seatbelts, super blitz sobriety checkpoints and or saturation patrols. Funds are provided by the State of New Mexico Department of Transportation. (Authority: County Commission)

2471 – 100 Days & Nights of Summer - To account for expenditures related to the Traffic Safety Education Enforcement program, super blitz sobriety checkpoints and or saturation patrols. Funds are provided by the State of New Mexico Department of Transportation. (Authority: County Commission)

WATER STUDY GRANTS

2451 – Water Study Grant – To account for expenditures for the cost of preparing a regional water plan. Funding provided by a grant from the New Mexico Interstate Stream Commission (Authority: County Commission)

2452 – Water Innovation Fund –To account for expenditures for initiating a self-sustaining program to provide financial management and certified operation of rural water and wastewater systems within the County. Funding is provided from the Water Innovation Fund. (Authority: County Commission).

2453 – Preliminary Engineering Report – The County established this fund to account for expenditures to conduct a Preliminary Engineering Report for water and wastewater infrastructure in the Alcalde area of the County. (Authority: County Commission)

2466 – NCCBS – To account for expenditures related to the DWI program related to underage drinking. Funds are provided by North Central Community Based Services, Inc. (Authority: County Commission)

2476 – CEM 2005-GE-T5-0012 RAC – To account for expenditures incurred for emergency management programmatic goals and objectives and purchase of major response equipment. Funding provided the Department of Homeland Security and Emergency Management. (Authority: County Commission)

2478 – CYFD #06-690-7000-7040 - Rio Arriba County, working in conjunction with its Rio Arriba Juvenile Justice Board, established this fund to account for expenditures incurred for continuum of programs for youth at high risk of delinquent behavior. Rio Arriba Acts as the fiscal agent for the Rio Arriba Juvenile Justice Board. (Authority: County Commission)

2482 – DOH CHI CNS (08-6650200.0077.A1) - Maternal/Child Health – To account for expenditures to support the community health improvement process through coordination of the health council, council development, assessment and planning and council action and leadership. Funding is provided by a grant for the New Mexico Department of Health. (Authority: County Commission)

2484 – Maternal/Child Health – To account for expenditures for the child health promotion and early intervention. Funding is provided by a grant for the State Family Health Bureau. (Authority: County Commission)

2485 – NM Hospital Association –To account for the implementation of Phase III Regional Session which will focus on Community Outreach as it relates to the NM Modular Emergency Management Systems. (Authority: County Commission)

STATE OF NEW MEXICO
Rio Arriba County
Nonmajor Fund Descriptions
June 30, 2009

2486 – DOH CHI CNSL 04.665.42 – To account for expenditures for the child health promotion and early intervention. Funding is provided by a grant for the State Family Health Bureau. (Authority: County Commission)

2487 - Region 2 - Behavioral Health / Value Options – To account for expenditures incurred for case management and outreach services. Funding provided by R2BHP. (Authority: County Commission)

2488 – Region 2 - TCA Program / Value Options - To account for expenditures incurred for providing quality behavioral health services, intervention and prevention for targeted population and the implementation of Total Community Approach Initiatives. (Authority: County Commission)

2489 – Value Options - To account for expenditures incurred for case management and outreach services. Funding provided by NM Department of Health - Region. (Authority: County Commission)

2493- Bird Flu Planning – The County established this fund to provide awareness to the community of threats of the bird flu. Funding is provided by a grant from the Department of Health (Authority: County Commission)

2494 – Department of Homeland Security and Emergency Management-Exercises – To account for expenditures in developing and conducting a progressive exercise program that will result in a full-scale exercise. (Authority: County Commission)

2495 – NM Dept. of Homeland Security & Emergency Management-MGT - To account for expenditures used to support activities essential to the ability of states, territories and urban areas to prepare for, prevent, and respond to terrorist attacks and other all-hazards events – Creation of Northern NM CERT Team. (Authority: County Commission)

2498- RDC Department of Energy Grant – To account for expenditures relative to rural development projects. Funding is provided by a grant from the Department of Energy. (Authority: NMSA 118)

2499 – Rio Arriba Juvenile Justice Board (RAJJB) 07.890.3057-CYFD - Rio Arriba County, working in conjunction with its Rio Arriba Juvenile Justice Board, established this fund to account for expenditures incurred for continuum of programs for youth at high risk of delinquent behavior. Rio Arriba Acts as the fiscal agent for the Rio Arriba Juvenile Justice Board. (Authority: County Commission)

2528 - Inmate Evercom Phone Fund – To account for inmate telephone expenditures. Financing is provided from phone system charges (Authority: County Commission)

CAPITAL PROJECTS FUNDS

USDA GRANTS

3112 – Fire District Revenue Bonds - To account for the initial receipt of the funds from the issuance of bonds and the subsequent expenditures of those funds. (Authority: County Commission)

3113 – Fire District Revenue Bonds - To account for the initial receipt of the funds from a USDA Grant and the subsequent expenditures of those funds. (Authority: County Commission)

3120 – Water Waste Treatment - To account for expenditures in the planning/design and engineering for the Regional Wastewater Treatment Project in the Tierra Amarilla Area. (Authority: County Commission)

STATE OF NEW MEXICO
Rio Arriba County
Nonmajor Fund Descriptions
June 30, 2009

3223 – CDBG Health Commons - To account for expenditures and revenue related to the Health Commons. Funds provided by the State of New Mexico. (Authority: County Commission)

RIO ARRIBA HEALTH COMMONS

3518– 2005 Appropriations – To account for revenue and expenditures for County health commons facility construction projects financed by the 2005 State Appropriations. (Authority: County Commission)

3703, 3717 – 2007 Appropriations – To account for revenue and expenditures for County health commons facility construction projects financed by the 2007 State Appropriations. (Authority: County Commission)

3810 – 2008 Appropriations – To account for revenue and expenditures for County health commons facility construction projects financed by the 2008 State Appropriations. (Authority: County Commission)

3900-3902 – 2009 Appropriations – To account for revenue and expenditures for County health commons facility construction projects financed by the 2009 State Appropriations. (Authority: County Commission)

SENIOR CITIZENS APPROPRIATIONS

3248 – Senior Citizens Vans – To account for the purchase of vehicle (vans) for the Senior Citizens Program. Funding is provided by a grant from the State Agency on Aging. (Authority: County Commission)

3264 – State Agency on Aging – To account for expenditures related to the grant from the state agency on aging. (Authority: County Commission)

3265 – Adult Day Care Center – To account for the expenditures for construction of a senior center in Tierra Amarilla, New Mexico. Funding is provided by an appropriation from the State Agency on Aging and the County General Funds. (Authority: County Commission)

3265,6267-3268,3270-3273 – 2007 Senior State Appropriations Funds – To account for revenues and expenditures relative to various County Seniors Center facility construction projects financed by 2007 State Appropriations. (Authority: County Commission)

3274-3279 – 2008 Senior State Appropriations Funds – To account for revenues and expenditures relative to various County Senior Citizen Center facility construction projects financed by 2008 State Appropriations. (Authority: County Commission)

3285 – Landfill Closure – To account for expenditures for planning landfill closures. (Authority: County Commission)

3269 Seniors Countywide – To account for revenues and expenditures for countywide senior capital project fund financed by State Appropriations. (Authority: County Commission)

STATE APPROPRIATIONS 2002-2004

3302 – 2002 State Appropriations Funds – To account for revenues and expenditures relative to various County facility construction projects financed by 2002 State Appropriations. (Authority: County Commission)

STATE OF NEW MEXICO
Rio Arriba County
Nonmajor Fund Descriptions
June 30, 2009

3303 - 2003 State Appropriations – To account for revenue and expenditures relative to various County facility construction projects financed by the 2003 State Appropriations. (Authority: County Commission)

3304 – 2004 State Appropriations - To account for revenue and expenditures relative to various County facility construction projects financed by the 2004 State Appropriations. (Authority: County Commission)

3366 – Fire District Bond Funds – To account for the initial receipt of the funds from the issuance of bonds and the subsequent expenditures of those funds. (Authority: County Commission)

3367 – EMS Bond Fund – To account for the initial receipt of funds from the issuance of bonds and the subsequent expenditures of those funds. (Authority: County Commission)

3503, 3505-3510, 3512-3517, 3519-3520, 3522-3523 – 2005 State Appropriations – To account for revenue and expenditures relative to various County facility construction project financed by the 2005 State Appropriations. (Authority: County Commission)

3601-3602, 3604-3613, 3615-3622, 3624 – 2006 State Appropriations – To account for revenue and expenditures relative to various County facility construction projects financed by the 2006 State Appropriations. (Authority: County Commission)

3700-3702, 3704-3716, 3718-3724, 3726-3728 – 2007 State Appropriations – To account for revenue and expenditures relative to various County facility construction projects financed by the 2007 State Appropriations. (Authority: County Commission)

3801-3809, 3811-3817 – 2008 State Appropriations – To account for revenue and expenditures relative to various County facility construction projects financed by the 2008 State Appropriations. (Authority: County Commission)

DEBT SERVICE FUNDS

4401 – Jail Debt Service Bonds – To accumulate monies for the repayment of the jail construction general obligation bonds of 1990. The County financed the fund primarily from the receipt of Ad Valorem taxes.

4410 – Fire Tax Revenue Bonds – To accumulate monies for the repayment of the Fire Tax Revenue Bonds. The fund is annually financed via a transfer from the County's Fire Fund.

4420 – Sub Office Revenue Bonds – To accumulate monies for the payment of Gross Receipts Tax Refunding Revenue Bonds principal and interest. The fund is financed annually from a General Fund.

AGENCY and FIDUCIARY TRUST ACCOUNTS

7720 – Car Seat Program – To account for expenditures from donations related to the Car Seat program. (Authority: County Commission)

7730 - Onate Center Donations – To account for expenditures from donations related to the Onate (Authority: County Commission)

7740 – Inmate Fund – To account for expenditures from donations related to the Inmate Commissary Fund (Authority: County Commission)

STATE OF NEW MEXICO
Rio Arriba County
Nonmajor Fund Descriptions
June 30, 2009

7741 – DWI Donation Fund – To account for expenditures from donations related to the DWI donation fund (Authority: County Commission)

7745 – NM State Police Bike Patrol – To account for the expenditures from donations related to the NMSP bike patrol. (Authority: County Commission)

7750 - RA County Activities – The County established this fund to account for expenditures from donations related to minor public safety issues. (Authority County Commission)

7751 – Rio Arriba County Security/Rent of Building - To account for expenditures related security services related to the public use of the fairgrounds for private events and reimbursement of security services provided by private industry to the RAC security fund (Authority: County Commission)

7753 - Adult Day Care – To account for expenditures from donations on behalf of participants in the County’s Senior Program. (Authority: County Commission)

7754–7769 – Senior Centers – To account for expenditures from donations on behalf of participants in the County’s senior programs. The County maintains and operates Eight (8) Senior Centers (Authority: County Commission)

(This page intentionally left blank)

STATE OF NEW MEXICO
 Rio Arriba County
 Non-Major Governmental Funds
 Combining Balance Sheet
 June 30, 2009

	Special Revenue			
	Jail Operations	Solid Waste	County Property Valuation	County Road Projects
<i>Assets</i>				
Cash and cash equivalents	\$ 20,507	\$ 30,630	\$ 135,477	\$ 1,176,292
Investments	-	-	-	431,561
Accounts receivable	-	-	-	-
Property taxes	-	-	-	-
Other taxes	-	12,082	-	-
Intergovernmental	-	-	-	-
Other receivables	-	-	-	-
Due from other funds	-	-	-	-
Total Assets	\$ 20,507	\$ 42,712	\$ 135,477	\$ 1,607,853
LIABILITIES AND FUND BALANCE				
<i>Liabilities</i>				
Accounts payable	\$ -	\$ -	\$ -	\$ 1,144
Accrued compensated absences	-	-	-	-
Deferred revenue - property taxes	-	-	-	-
Due to other funds	-	-	-	-
Total Liabilities	-	-	-	1,144
<i>Fund Balance</i>				
Reserved for:				
Debt service	-	-	-	-
Unreserved, reported in				
General fund	-	-	-	-
Special revenue funds	20,507	42,712	135,477	1,606,709
Capital projects funds	-	-	-	-
Net Fund Balance	20,507	42,712	135,477	1,606,709
Total liabilities and fund balances	\$ 20,507	\$ 42,712	\$ 135,477	\$ 1,607,853

The accompanying notes are an integral part of these financial statements.

Special Revenue

<u>Emergency Comm/ EMS</u>	<u>Farm & Range Improvement</u>	<u>Law Enforcement</u>	<u>Lodgers' Tax Act</u>	<u>Recreation</u>	<u>Senior Citizen Program</u>
\$ 1,215,594	\$ -	\$ 269	\$ 29,060	\$ 1,718	\$ 131,947
-	-	-	-	-	-
-	-	-	-	-	-
105,017	-	-	-	-	-
-	-	5,643	(0)	-	-
-	-	-	-	-	-
<u>\$ 1,320,611</u>	<u>\$ -</u>	<u>\$ 5,911</u>	<u>\$ 29,059</u>	<u>\$ 1,718</u>	<u>\$ 131,947</u>
\$ -	\$ -	\$ -	\$ 1,929	\$ -	\$ 5,081
-	-	-	-	-	-
-	-	-	-	-	-
-	-	-	-	-	-
<u>-</u>	<u>-</u>	<u>-</u>	<u>1,929</u>	<u>-</u>	<u>5,081</u>
-	-	-	-	-	-
-	-	-	-	-	-
1,320,611	-	5,911	27,130	1,718	126,867
-	-	-	-	-	-
<u>1,320,611</u>	<u>-</u>	<u>5,911</u>	<u>27,130</u>	<u>1,718</u>	<u>126,867</u>
<u>\$ 1,320,611</u>	<u>\$ -</u>	<u>\$ 5,911</u>	<u>\$ 29,059</u>	<u>\$ 1,718</u>	<u>\$ 131,947</u>

STATE OF NEW MEXICO
 Rio Arriba County
 Non-Major Governmental Funds
 Combining Balance Sheet
 June 30, 2009

	Special Revenue			
	Indigent	County Fire Protection	Clerk's Recording and Filing Fees	RAC Fire / Rescue Association
<i>Assets</i>				
Cash and cash equivalents	\$ 404,552	\$ 1,588,457	\$ 217,734	\$ -
Investments	-	-	-	-
Accounts receivable	-	-	-	-
Property taxes	-	-	-	-
Other taxes	78,848	50,702	-	-
Intergovernmental	-	-	-	-
Other receivables	-	-	-	-
Due from other funds	-	-	-	-
<i>Total Assets</i>	\$ 483,400	\$ 1,639,159	\$ 217,734	\$ -
LIABILITIES AND FUND BALANCE				
<i>Liabilities</i>				
Accounts payable	\$ 1,309	\$ 73,743	\$ -	\$ -
Accrued compensated absences	-	-	-	-
Deferred revenue - property taxes	-	-	-	-
Due to other funds	-	-	-	-
<i>Total Liabilities</i>	1,309	73,743	-	-
<i>Fund Balance</i>				
Reserved for:				
Debt service	-	-	-	-
Unreserved, reported in				
General fund	-	-	-	-
Special revenue funds	482,091	1,565,416	217,734	-
Capital projects funds	-	-	-	-
<i>Net Fund Balance</i>	482,091	1,565,416	217,734	-
<i>Total liabilities and fund balances</i>	\$ 483,400	\$ 1,639,159	\$ 217,734	\$ -

The accompanying notes are an integral part of these financial statements.

Special Revenue

<u>DWI Grant</u>	<u>Fire Department Funds</u>	<u>EMS Fund</u>	<u>NMCC Outreach</u>	<u>New Mexico State Library</u>	<u>Forest Reserve Title III</u>
\$ 19,635	\$ 1,487,325	\$ 74,196	\$ -	\$ -	\$ 93,141
-	-	-	-	-	400,000
-	-	-	-	-	-
-	-	-	-	-	-
105,138	20,000	-	-	3,093	-
-	-	-	-	-	-
-	-	-	-	-	-
<u>\$ 124,773</u>	<u>\$ 1,507,325</u>	<u>\$ 74,196</u>	<u>\$ -</u>	<u>\$ 3,093</u>	<u>\$ 493,141</u>
\$ -	\$ 7,145	\$ -	\$ -	\$ -	\$ -
-	-	-	-	-	-
-	-	-	-	-	-
105,119	4,195	-	-	3,018	-
<u>105,119</u>	<u>11,340</u>	<u>-</u>	<u>-</u>	<u>3,018</u>	<u>-</u>
-	-	-	-	-	-
-	-	-	-	-	-
-	-	-	-	-	-
19,654	1,495,985	74,196	-	75	493,141
-	-	-	-	-	-
<u>19,654</u>	<u>1,495,985</u>	<u>74,196</u>	<u>-</u>	<u>75</u>	<u>493,141</u>
<u>\$ 124,773</u>	<u>\$ 1,507,325</u>	<u>\$ 74,196</u>	<u>\$ -</u>	<u>\$ 3,093</u>	<u>\$ 493,141</u>

STATE OF NEW MEXICO
 Rio Arriba County
 Non-Major Governmental Funds
 Combining Balance Sheet
 June 30, 2009

	Special Revenue			
	Wildfire Risk Reduction Plan	Summer Food Program	SCAAP	Local Law Enforcement Block Grants
<i>Assets</i>				
Cash and cash equivalents	\$ -	\$ -	\$ -	\$ 325
Investments	-	-	-	-
Accounts receivable	-	-	-	-
Property taxes	-	-	-	-
Other taxes	-	-	-	-
Intergovernmental	-	53,920	-	6,773
Other receivables	-	-	-	-
Due from other funds	-	-	-	-
<i>Total Assets</i>	\$ -	\$ 53,920	\$ -	\$ 7,098
LIABILITIES AND FUND BALANCE				
<i>Liabilities</i>				
Accounts payable	\$ -	\$ 423	\$ -	\$ -
Accrued compensated absences	-	-	-	-
Deferred revenue - property taxes	-	-	-	-
Due to other funds	-	11,892	-	4,502
<i>Total Liabilities</i>	-	12,315	-	4,502
<i>Fund Balance</i>				
Reserved for:				
Debt service	-	-	-	-
Unreserved, reported in	-	-	-	-
General fund	-	-	-	-
Special revenue funds	-	41,605	-	2,596
Capital projects funds	-	-	-	-
<i>Net Fund Balance</i>	-	41,605	-	2,596
<i>Total liabilities and fund balances</i>	\$ -	\$ 53,920	\$ -	\$ 7,098

The accompanying notes are an integral part of these financial statements.

Special Revenue

Department of Transporation Checkpoints	Water Study Grant	NCCBS	CEM 2005 -GE- T5-0012 RAC	CYFD #06-690- 7000-7040	DOH CHI CNS 08- 655.0200.0077. A1
\$ 305	\$ -	\$ 5,000	\$ -	\$ -	\$ -
-	-	-	-	-	-
-	-	-	-	-	-
-	-	-	-	-	-
159,244	-	-	36,502	-	20,383
-	-	-	-	-	-
-	-	-	-	-	-
<u>\$ 159,548</u>	<u>\$ -</u>	<u>\$ 5,000</u>	<u>\$ 36,502</u>	<u>\$ -</u>	<u>\$ 20,383</u>
\$ -	\$ -	\$ -	\$ -	\$ -	\$ -
-	-	-	-	-	-
-	-	-	-	-	-
154,199	-	-	36,502	-	20,383
<u>154,199</u>	<u>-</u>	<u>-</u>	<u>36,502</u>	<u>-</u>	<u>20,383</u>
-	-	-	-	-	-
-	-	-	-	-	-
-	-	-	-	-	-
5,350	-	5,000	-	-	-
-	-	-	-	-	-
<u>5,350</u>	<u>-</u>	<u>5,000</u>	<u>-</u>	<u>-</u>	<u>-</u>
<u>\$ 159,549</u>	<u>\$ -</u>	<u>\$ 5,000</u>	<u>\$ 36,502</u>	<u>\$ -</u>	<u>\$ 20,383</u>

STATE OF NEW MEXICO
 Rio Arriba County
 Non-Major Governmental Funds
 Combining Balance Sheet
 June 30, 2009

	Special Revenue			
	Maternal / Child Health	NM Hospital Association	DOH CHI CNSL 04.665.42	Behavioral Health/Value Options
<i>Assets</i>				
Cash and cash equivalents	\$ 470	\$ -	\$ 9,968	\$ -
Investments	-	-	-	-
Accounts receivable	-	-	-	-
Property taxes	-	-	-	-
Other taxes	-	-	-	-
Intergovernmental	-	-	-	-
Other receivables	-	-	-	-
Due from other funds	-	-	-	-
<i>Total Assets</i>	\$ 470	\$ -	\$ 9,968	\$ -
LIABILITIES AND FUND BALANCE				
<i>Liabilities</i>				
Accounts payable	\$ -	\$ -	\$ -	\$ -
Accrued compensated absences	-	-	-	-
Deferred revenue - property taxes	-	-	-	-
Due to other funds	-	-	-	-
<i>Total Liabilities</i>	-	-	-	-
<i>Fund Balance</i>				
Reserved for:				
Debt service	-	-	-	-
Unreserved, reported in				
General fund	-	-	-	-
Special revenue funds	470	-	9,968	-
Capital projects funds	-	-	-	-
<i>Net Fund Balance</i>	470	-	9,968	-
<i>Total liabilities and fund balances</i>	\$ 470	\$ -	\$ 9,968	\$ -

The accompanying notes are an integral part of these financial statements.

Special Revenue

<u>TCA Program - Value Options</u>	<u>Value Options</u>	<u>Bird Flu Planning</u>	<u>Dept. of Homeland Security & Emergency Mgmt Exercises</u>	<u>Homeland Security & Emergency Management - MGMT</u>	<u>RDC Department of Energy Grant</u>
\$ -	\$ -	\$ -	\$ -	\$ -	\$ -
-	-	-	-	-	-
-	-	-	-	-	-
-	-	-	-	-	-
15,833	12,444	-	6,405	-	-
-	-	-	-	-	-
-	-	-	-	-	-
<u>\$ 15,833</u>	<u>\$ 12,444</u>	<u>\$ -</u>	<u>\$ 6,405</u>	<u>\$ -</u>	<u>\$ -</u>
\$ -	\$ -	\$ -	\$ -	\$ -	\$ -
-	-	-	-	-	-
-	-	-	-	-	-
7,319	5,729	-	6,405	-	-
-	-	-	-	-	-
<u>7,319</u>	<u>5,729</u>	<u>-</u>	<u>6,405</u>	<u>-</u>	<u>-</u>
-	-	-	-	-	-
-	-	-	-	-	-
8,514	6,715	-	-	-	-
-	-	-	-	-	-
<u>8,514</u>	<u>6,715</u>	<u>-</u>	<u>-</u>	<u>-</u>	<u>-</u>
<u>\$ 15,833</u>	<u>\$ 12,444</u>	<u>\$ -</u>	<u>\$ 6,405</u>	<u>\$ -</u>	<u>\$ -</u>

STATE OF NEW MEXICO
Rio Arriba County
Non-Major Governmental Funds
Combining Balance Sheet
June 30, 2009

Statement A-1
Page 5 of 5

	Special Revenue			
	RAJJB - 07.890.3057 - CYFD	Inmate Evercom Phone	Inmate Fund (Agency)	Total Non- Major Special Revenue
<i>Assets</i>				
Cash and cash equivalents	\$ -	\$ 105,148	\$ -	\$ 6,747,749
Investments	-	-	-	831,561
Accounts receivable	-	-	-	-
Property taxes	-	-	-	-
Other taxes	-	-	-	246,649
Intergovernmental	14,035	-	-	453,769
Other receivables	-	-	-	5,642
Due from other funds	-	-	-	-
<i>Total Assets</i>	\$ 14,035	\$ 105,148	\$ -	\$ 8,285,372
LIABILITIES AND FUND BALANCE				
<i>Liabilities</i>				
Accounts payable	\$ -	\$ -	\$ -	\$ 90,773
Accrued compensated absences	-	-	-	-
Deferred revenue - property taxes	-	-	-	-
Due to other funds	14,038	-	-	373,301
<i>Total Liabilities</i>	14,038	-	-	464,074
<i>Fund Balance</i>				
Reserved for:				
Debt service	-	-	-	-
Unreserved, reported in	-	-	-	-
General fund	-	-	-	-
Special revenue funds	(3)	105,148	-	7,821,298
Capital projects funds	-	-	-	-
<i>Net Fund Balance</i>	(3)	105,148	-	7,821,298
<i>Total liabilities and fund balances</i>	\$ 14,035	\$ 105,148	\$ -	\$ 8,285,371

The accompanying notes are an integral part of these financial statements.

(This page intentionally left blank)

STATE OF NEW MEXICO
 Rio Arriba County
 Non-Major Governmental Funds
 Combining Balance Sheet
 June 30, 2009

	Capital Projects			
	USDA Grants	Waste Water Treatment	CDBG Health Commons	Rio Arriba Health Commons
<i>Assets</i>				
Cash and cash equivalents	\$ -	\$ -	\$ -	\$ -
Investments	-	-	-	-
Accounts receivable	-	-	-	-
Property taxes	-	-	-	-
Other taxes	-	-	-	-
Intergovernmental	416,300	-	500,000	1,233,465
Other receivables	-	-	-	-
Due from other funds	-	-	-	-
<i>Total Assets</i>	\$ 416,300	\$ -	\$ 500,000	\$ 1,233,465
LIABILITIES AND FUND BALANCE				
<i>Liabilities</i>				
Accounts payable	\$ -	\$ -	\$ -	\$ -
Accrued compensated absences	-	-	-	-
Deferred revenue - property taxes	-	-	-	-
Due to other funds	416,300	-	500,000	1,233,465
<i>Total Liabilities</i>	416,300	-	500,000	1,233,465
<i>Fund Balance</i>				
Reserved for:				
Debt service	-	-	-	-
Unreserved, reported in	-	-	-	-
General fund	-	-	-	-
Special revenue funds	-	-	-	-
Capital projects funds	-	-	-	-
<i>Net Fund Balance</i>	-	-	-	-
<i>Total liabilities and fund balances</i>	\$ 416,300	\$ -	\$ 500,000	\$ 1,233,465

The accompanying notes are an integral part of these financial statements.

Capital Projects

Senior Citizens Appropriations	Landfill Closure	Seniors Countywide	State Appropriations 2002 - 2004 Capital Projects	Fire District Bond Funds	EMS Bond Fund
\$ 15,586	\$ 84,760	\$ -	\$ 10,697	\$ 266,006	\$ 44,357
-	-	-	-	-	-
-	-	-	-	-	-
-	-	-	-	-	-
437,508	-	-	138,671	-	-
-	-	-	-	-	-
-	-	-	-	-	-
<u>\$ 453,094</u>	<u>\$ 84,760</u>	<u>\$ -</u>	<u>\$ 149,367</u>	<u>\$ 266,006</u>	<u>\$ 44,357</u>
\$ -	\$ -	\$ -	\$ -	\$ -	\$ -
-	-	-	-	-	-
-	-	-	-	-	-
354,512	-	-	54,825	-	-
<u>354,512</u>	<u>-</u>	<u>-</u>	<u>54,825</u>	<u>-</u>	<u>-</u>
-	-	-	-	-	-
-	-	-	-	-	-
-	-	-	-	-	-
98,582	84,760	-	94,542	266,006	44,357
<u>98,582</u>	<u>84,760</u>	<u>-</u>	<u>94,542</u>	<u>266,006</u>	<u>44,357</u>
<u>\$ 453,094</u>	<u>\$ 84,760</u>	<u>\$ -</u>	<u>\$ 149,367</u>	<u>\$ 266,006</u>	<u>\$ 44,357</u>

STATE OF NEW MEXICO
 Rio Arriba County
 Non-major Governmental Funds
 Combining Balance Sheet
 June 30, 2009

	Capital Projects			
	2005 State Appropriations Projects	2006 State Appropriations Projects	2007 State Appropriations Projects	2008 State Appropriations Projects
<i>Assets</i>				
Cash and cash equivalents	\$ -	\$ -	\$ 16,121	\$ -
Investments	-	-	-	-
Accounts receivable	-	-	-	-
Property taxes	-	-	-	-
Other taxes	-	-	-	-
Intergovernmental	149,966	487,291	1,191,405	397,100
Other receivables	-	-	-	-
Due from other funds	-	-	-	-
<i>Total Assets</i>	\$ 149,966	\$ 487,291	\$ 1,207,526	\$ 397,100
LIABILITIES AND FUND BALANCE				
<i>Liabilities</i>				
Accounts payable	\$ -	\$ -	\$ 539	\$ -
Accrued compensated absences	-	-	-	-
Deferred revenue - property taxes	-	-	-	-
Due to other funds	149,966	486,791	1,190,866	397,100
<i>Total Liabilities</i>	149,966	486,791	1,191,405	397,100
<i>Fund Balance</i>				
Reserved for:				
Debt service	-	-	-	-
Unreserved, reported in	-	-	-	-
General fund	-	-	-	-
Special revenue funds	-	-	-	-
Capital projects funds	-	500	16,121	-
<i>Net Fund Balance</i>	-	500	16,121	-
<i>Total liabilities and fund balances</i>	\$ 149,966	\$ 487,291	\$ 1,207,526	\$ 397,100

The accompanying notes are an integral part of these financial statements

Capital Projects

Total Non-
Major Capital
Projects

\$ 437,526
-
-
-
4,951,706
-
-
\$ 5,389,232

\$ 539
-
-
4,783,826
4,784,365

-
-
-
-
604,867

604,867
\$ 5,389,232

STATE OF NEW MEXICO
Rio Arriba County
Non-major Governmental Funds
Combining - Balance Sheet
June 30, 2009

Statement A-3
Page 1 of 1

Debt Service					
	Jail Debt Service Bonds	FireTax Revenue Bonds	Sub Office- Revenue Bonds	Total Debt Service	Total Non-Major Funds
ASSETS					
<i>Assets</i>					
Cash and cash equivalents	\$ -	\$ -	\$ 9,483	\$ 9,483	\$ 7,194,758
Investments	-	-	-	-	831,561
Accounts receivable	-	-	-	-	-
Property taxes	-	-	-	-	-
Other taxes	-	-	-	-	246,649
Intergovernmental	-	-	-	-	5,405,476
Other receivables	-	-	-	-	5,643
Due from other funds	-	-	-	-	-
Total Assets	\$ -	\$ -	\$ 9,483	\$ 9,483	\$ 13,684,087
LIABILITIES AND FUND BALANCE					
<i>Liabilities</i>					
Accounts payable	\$ -	\$ -	\$ -	\$ -	\$ 91,312
Accrued payroll	-	-	-	-	-
Accrued compensated absences	-	-	-	-	-
Deferred revenue - property taxes	-	-	-	-	-
Due to other funds	-	-	-	-	5,157,127
Total Liabilities	-	-	-	-	5,248,439
<i>Fund Balance</i>					
Reserved for:					
Debt service	-	-	9,483	9,483	9,483
Unreserved, reported in	-	-	-	-	-
General fund	-	-	-	-	-
Special revenue funds	-	-	-	-	7,821,298
Capital projects funds	-	-	-	-	604,867
Net Fund Balance	-	-	9,483	9,483	8,435,648
Total liabilities and fund balances	\$ -	\$ -	\$ 9,483	\$ 9,483	\$ 13,684,087

The accompanying notes are an integral part of these financial statements.

(This page intentionally left blank)

STATE OF NEW MEXICO
 Rio Arriba County
 Non-Major Governmental Funds
 Combining Statement of Revenues, Expenditures and Changes in Fund Balance
 For the Year Ending June 30, 2009

	<u>Special Revenue</u>			
	<u>Jail Operations</u>	<u>Solid Waste</u>	<u>County Property Valuation</u>	<u>County Road Projects</u>
<i>Revenues</i>				
Taxes:				
Property	\$ -	\$ -	\$ 128,472	\$ -
Gross receipts	-	242,712	-	-
Gasoline and motor vehicle	-	-	-	468,035
Lodgers	-	-	-	-
Other	-	-	-	-
Federal operating grants	-	-	-	1,238,390
Federal capital grants	-	-	-	-
Federal Awards	-	-	-	-
State operating grants	-	-	-	466,452
State capital grants	-	-	-	-
Local Sources				
Charges for services	112,085	-	-	-
Licenses and fees	-	-	-	-
Investment income	-	-	-	-
Miscellaneous	-	-	30	8,470
<i>Total revenues</i>	<u>112,085</u>	<u>242,712</u>	<u>128,502</u>	<u>2,181,347</u>
<i>Expenditures</i>				
Current				
General government	-	-	53,489	2,394,499
Public safety	169,898	615,000	-	-
Public works	-	-	-	-
Culture and recreation	-	-	-	-
Health and welfare	-	-	-	-
Capital outlay	-	-	2,470	1,267,719
Debt service	-	-	-	-
Principal	-	-	-	-
Interest	-	-	-	-
<i>Total expenditures</i>	<u>169,898</u>	<u>615,000</u>	<u>55,960</u>	<u>3,662,218</u>
<i>Excess (deficiency) of revenues over expenditures</i>	<u>(57,813)</u>	<u>(372,288)</u>	<u>72,542</u>	<u>(1,480,871)</u>
<i>Other financing sources (uses)</i>				
Operating transfers in	-	401,694	-	2,136,295
Operating transfers out	-	-	-	(88,007)
<i>Total other financing sources (uses)</i>	<u>-</u>	<u>401,694</u>	<u>-</u>	<u>2,048,288</u>
<i>Net change in fund balances</i>	(57,813)	29,406	72,542	567,417
<i>Fund balances - beginning of year</i>	78,320	13,306	62,935	1,039,292
<i>Restatement of Fund Balance</i>	-	-	-	-
<i>Fund balances - end of year</i>	<u>\$ 20,507</u>	<u>\$ 42,712</u>	<u>\$ 135,477</u>	<u>\$ 1,606,709</u>

The accompanying notes are an integral part of these financial statements.

Special Revenue

<u>Emergency Comm/ EMS</u>	<u>Farm & Range Improvement</u>	<u>Law Enforcement</u>	<u>Lodger's Tax Act</u>	<u>Recreation</u>	<u>Senior Citizen Program</u>
\$ -	\$ -	\$ -	\$ -	\$ -	\$ -
1,468,181	-	-	-	-	-
-	-	-	-	-	-
-	-	-	40,377	-	-
-	-	-	-	614	-
-	-	-	-	-	177,580
-	5,687	-	-	-	-
-	-	45,843	-	-	107,737
-	-	-	-	-	524,787
-	-	-	-	-	-
-	-	-	-	8,393	-
-	-	-	-	-	-
-	-	-	-	-	4,942
<u>1,468,181</u>	<u>5,687</u>	<u>45,843</u>	<u>40,377</u>	<u>9,007</u>	<u>815,047</u>
-	-	-	-	-	-
1,021,556	31,000	11,370	-	-	-
-	-	-	-	-	-
-	-	-	50,535	9,609	(0)
188,326	-	28,561	-	-	1,588,558
-	-	-	-	2,384	5,636
-	-	-	-	-	-
-	-	-	-	-	-
<u>1,209,882</u>	<u>31,000</u>	<u>39,931</u>	<u>50,535</u>	<u>11,994</u>	<u>1,594,194</u>
<u>258,299</u>	<u>(25,313)</u>	<u>5,911</u>	<u>(10,158)</u>	<u>(2,986)</u>	<u>(779,147)</u>
-	24,183	-	-	-	800,000
-	-	-	-	-	-
-	24,183	-	-	-	800,000
258,299	(1,130)	5,911	(10,158)	(2,986)	20,853
1,062,312	1,130	-	37,289	4,704	106,015
-	-	-	-	-	-
<u>\$ 1,320,611</u>	<u>\$ -</u>	<u>\$ 5,911</u>	<u>\$ 27,131</u>	<u>\$ 1,718</u>	<u>\$ 126,867</u>

STATE OF NEW MEXICO
Rio Arriba County
Non-Major Governmental Funds
Combining Statement of Revenues, Expenditures and Changes in Fund Balance
For the Year Ending June 30, 2009

	Special Revenue			
	Indigent	County Fire Protection	Clerk's Recording and Filing Fees	RAC Fire / Rescue Associaiton
<i>Revenues</i>				
Taxes:				
Property	\$ -	\$ -	\$ -	\$ -
Gross receipts	1,056,452	836,202	-	-
Gasoline and motor vehicle	-	-	-	-
Lodgers	-	-	-	-
Other	-	-	-	-
Federal operating grants	-	-	-	-
Federal capital grants	-	-	-	-
Federal Awards	-	-	-	-
State operating grants	-	-	-	-
State capital grants	-	-	-	-
Local Sources				
Charges for services	-	-	40,850	-
Licenses and fees	-	-	-	-
Investment income	-	-	-	-
Miscellaneous	302,842	(0)	-	-
Total revenues	1,359,293	836,202	40,850	-
<i>Expenditures</i>				
Current				
General government	-	-	-	-
Public safety	-	211,786	1	258
Public works	-	-	-	-
Culture and recreation	-	-	-	-
Health and welfare	1,475,137	(0)	-	-
Capital outlay	-	-	-	-
Debt service	-	-	-	-
Principal	-	-	-	-
Interest	-	-	-	-
Total expenditures	1,475,137	211,786	1	258
<i>Excess (deficiency) of revenues over expenditures</i>	(115,844)	624,416	40,849	(258)
<i>Other financing sources (uses)</i>				
Transfers in	-	-	-	-
Transfers (out)	-	-	-	-
Total other financing sources (uses)	-	-	-	-
Net change in fund balances	(115,844)	624,416	40,849	(258)
<i>Fund balances - beginning of year</i>	597,935	941,000	176,884	258
<i>Restatement of Fund Balance</i>	-	-	-	-
Fund balances - end of year	\$ 482,091	\$ 1,565,416	\$ 217,734	\$ -

The accompanying notes are an integral part of these financial statements.

Special Revenue

<u>DWI Grants</u>	<u>Fire Department Funds</u>	<u>EMS Fund</u>	<u>NMCC Outreach</u>	<u>New Mexico State Library</u>	<u>Forest Reserve Title III</u>
\$ -	\$ -	\$ -	\$ -	\$ -	\$ -
-	-	-	-	-	-
-	-	-	-	-	-
-	-	-	-	-	-
-	-	-	-	-	203,970
-	-	-	-	-	-
485,052	1,500,760	112,414	-	8,682	-
-	-	-	-	-	-
-	-	-	-	-	-
-	-	-	-	-	-
75,453	16,203	-	-	-	-
<u>560,505</u>	<u>1,516,963</u>	<u>112,414</u>	<u>-</u>	<u>8,682</u>	<u>203,970</u>
-	-	-	-	7,297	-
635,778	674,335	62,767	-	-	-
-	-	-	-	-	-
-	-	-	-	-	-
15,458	1,811,952	111,026	-	1,310	-
-	-	-	-	-	-
-	6,000	-	-	-	-
-	3,359	-	-	-	-
<u>651,236</u>	<u>2,495,646</u>	<u>173,793</u>	<u>-</u>	<u>8,607</u>	<u>-</u>
<u>(90,731)</u>	<u>(978,683)</u>	<u>(61,379)</u>	<u>-</u>	<u>75</u>	<u>203,970</u>
35,911	200,000	-	-	-	267,068
<u>(6,957)</u>	<u>(212,589)</u>	<u>-</u>	<u>-</u>	<u>-</u>	<u>-</u>
<u>28,954</u>	<u>(12,589)</u>	<u>-</u>	<u>-</u>	<u>-</u>	<u>267,068</u>
(61,777)	(991,272)	(61,379)	-	75	471,038
81,431	2,487,257	135,575	-	-	22,103
-	-	-	-	-	-
<u>\$ 19,654</u>	<u>\$ 1,495,985</u>	<u>\$ 74,196</u>	<u>\$ -</u>	<u>\$ 75</u>	<u>\$ 493,141</u>

STATE OF NEW MEXICO
Rio Arriba County
Non-Major Governmental Funds
Combining Statement of Revenues, Expenditures and Changes in Fund Balance
For the Year Ending June 30, 2009

	Special Revenue			
	Wildfire Risk Reduction Plan	Summer Food Program	SCAAP	Local Law Enforcement Block Grants
<i>Revenues</i>				
<i>Taxes:</i>				
Property	\$ -	\$ -	\$ -	\$ -
Gross receipts	-	-	-	-
Gasoline and motor vehicle	-	-	-	-
Lodgers	-	-	-	-
Other	-	-	-	-
Federal operating grants	-	-	29,696	21,153
Federal capital grants	-	-	-	-
Federal Awards	-	-	-	-
State operating grants	-	63,025	-	-
State capital grants	-	-	-	-
<i>Local Sources</i>				
Charges for services	-	-	-	-
Licenses and fees	-	-	-	-
Investment income	-	-	-	-
Miscellaneous	-	-	-	-
<i>Total revenues</i>	<u>-</u>	<u>63,025</u>	<u>29,696</u>	<u>21,153</u>
<i>Expenditures</i>				
<i>Current</i>				
General government	-	-	-	-
Public safety	-	-	40,607	43,577
Public works	-	-	-	-
Culture and recreation	-	71,438	-	-
Health and welfare	-	-	-	-
Capital outlay	-	-	213	-
Debt service	-	-	-	-
Principal	-	-	-	-
Interest	-	-	-	-
<i>Total expenditures</i>	<u>-</u>	<u>71,438</u>	<u>40,819</u>	<u>43,577</u>
<i>Excess (deficiency) of revenues over expenditures</i>	<u>-</u>	<u>(8,413)</u>	<u>(11,123)</u>	<u>(22,424)</u>
<i>Other financing sources (uses)</i>				
Transfers in	-	-	-	-
Transfers (out)	-	(785)	-	-
<i>Total other financing sources (uses)</i>	<u>-</u>	<u>(785)</u>	<u>-</u>	<u>-</u>
<i>Net change in fund balances</i>	-	(9,198)	(11,123)	(22,424)
<i>Fund balances - beginning of year</i>	-	50,803	11,123	25,020
<i>Restatement of Fund Balance</i>	-	-	-	-
<i>Fund balances - end of year</i>	<u>\$ -</u>	<u>\$ 41,605</u>	<u>\$ -</u>	<u>\$ 2,596</u>

The accompanying notes are an integral part of these financial statements.

Special Revenue

Department of Transportation Check Points	Water Study Grant	NCCBS	CEM 2005 - GE-T5-0012 RAC	CYFD #06-690- 7000-7040	DOH CHI CNS 08- 655.0200.0077- A1
\$ -	\$ -	\$ -	\$ -	\$ -	\$ -
-	-	-	-	-	-
-	-	-	-	-	-
-	-	-	-	-	-
-	-	-	36,502	-	-
-	-	-	-	-	-
264,911	-	-	-	-	26,200
-	-	-	-	-	-
-	-	-	-	-	-
-	-	-	-	-	-
-	-	5,000	-	-	-
<u>264,911</u>	<u>-</u>	<u>5,000</u>	<u>36,502</u>	<u>-</u>	<u>26,200</u>
-	9,835	-	-	-	-
238,480	-	-	1,545	-	-
-	-	-	-	-	-
-	-	-	-	-	-
21,081	-	-	34,957	-	12,200
-	-	-	-	-	14,000
-	-	-	-	-	-
-	-	-	-	-	-
<u>259,561</u>	<u>9,835</u>	<u>-</u>	<u>36,502</u>	<u>-</u>	<u>26,200</u>
<u>5,350</u>	<u>(9,835)</u>	<u>5,000</u>	<u>-</u>	<u>-</u>	<u>-</u>
-	-	-	21,846	-	-
-	-	-	-	(20,400)	-
-	-	-	21,846	(20,400)	-
5,350	(9,835)	5,000	21,846	(20,400)	-
36,395	9,835	-	(113,266)	20,400	-
<u>(36,395)</u>	<u>-</u>	<u>-</u>	<u>91,420</u>	<u>-</u>	<u>-</u>
<u>\$ 5,350</u>	<u>\$ -</u>	<u>\$ 5,000</u>	<u>\$ -</u>	<u>\$ -</u>	<u>\$ -</u>

STATE OF NEW MEXICO
Rio Arriba County
Non-Major Governmental Funds
Combining Statement of Revenues, Expenditures and Changes in Fund Balance
For the Year Ending June 30, 2009

	Special Revenue			
	Maternal / Child Health	NM Hospital Association	DOH CHI CNSL04.665.4 2	Behavioral Health/Value Options
<i>Revenues</i>				
Taxes:				
Property	\$ -	\$ -	\$ -	\$ -
Gross receipts	-	-	-	-
Gasoline and motor vehicle	-	-	-	-
Lodgers	-	-	-	-
Other	-	-	-	-
Federal operating grants	-	-	-	-
Federal capital grants	-	-	-	-
Federal Awards	-	-	-	-
State operating grants	-	-	42,796	-
State capital grants	-	-	-	-
Local Sources				
Charges for services	-	-	-	-
Licenses and fees	-	-	-	-
Investment income	-	-	-	-
Miscellaneous	-	-	-	-
<i>Total revenues</i>	<u>-</u>	<u>-</u>	<u>42,796</u>	<u>-</u>
<i>Expenditures</i>				
Current				
General government	-	-	-	-
Public safety	-	-	-	-
Public works	-	-	-	-
Culture and recreation	-	-	-	-
Health and welfare	-	6,800	27,198	-
Capital outlay	-	-	-	-
Debt service	-	-	-	-
Principal	-	-	-	-
Interest	-	-	-	-
<i>Total expenditures</i>	<u>-</u>	<u>6,800</u>	<u>27,198</u>	<u>-</u>
<i>Excess (deficiency) of revenues over expenditures</i>	<u>-</u>	<u>(6,800)</u>	<u>15,598</u>	<u>-</u>
<i>Other financing sources (uses)</i>				
Transfers in	-	-	-	-
Transfers (out)	-	-	-	-
<i>Total other financing sources (uses)</i>	<u>-</u>	<u>-</u>	<u>-</u>	<u>-</u>
<i>Net change in fund balances</i>	<u>-</u>	<u>(6,800)</u>	<u>15,598</u>	<u>-</u>
<i>Fund balances - beginning of year</i>	470	6,800	(5,630)	-
<i>Restatement of Fund Balance</i>	<u>-</u>	<u>-</u>	<u>-</u>	<u>-</u>
<i>Fund balances - end of year</i>	<u>\$ 470</u>	<u>\$ -</u>	<u>\$ 9,968</u>	<u>\$ -</u>

The accompanying notes are an integral part of these financial statements.

Special Revenue					
TCA Program - Value Options	Value Options	Bird Flu Planning	Dept. of Homeland Security & Emergency Mgmt Exercises	Homeland Security & Emergency Management - MGMT	RDC Department of Energy Grant
\$ -	\$ -	\$ -	\$ -	\$ -	\$ -
-	-	-	-	-	-
-	-	-	-	-	-
-	-	-	-	-	-
-	-	-	-	-	-
-	-	-	-	-	-
81,625	149,228	-	19,782	-	-
-	-	-	-	-	-
-	-	-	-	-	-
-	-	-	-	-	-
-	-	-	-	-	-
-	-	-	-	-	-
<u>81,625</u>	<u>149,228</u>	<u>-</u>	<u>19,782</u>	<u>-</u>	<u>-</u>
-	-	-	19,782	-	-
-	-	-	-	-	-
-	-	-	-	-	-
82,928	142,513	-	-	-	-
-	-	-	-	-	-
-	-	-	-	-	-
-	-	-	-	-	-
<u>82,928</u>	<u>142,513</u>	<u>-</u>	<u>19,782</u>	<u>-</u>	<u>-</u>
<u>(1,303)</u>	<u>6,715</u>	<u>-</u>	<u>-</u>	<u>-</u>	<u>-</u>
-	-	-	-	-	-
-	-	(5,819)	-	-	(20,971)
-	-	(5,819)	-	-	(20,971)
(1,303)	6,715	(5,819)	-	-	(20,971)
9,817	-	5,819	-	-	20,971
-	-	-	-	-	-
<u>\$ 8,514</u>	<u>\$ 6,715</u>	<u>\$ -</u>	<u>\$ -</u>	<u>\$ -</u>	<u>\$ -</u>

STATE OF NEW MEXICO
Rio Arriba County
Non-Major Governmental Funds
Combining Statement of Revenues, Expenditures and Changes in Fund Balance
For the Year Ending June 30, 2009

Statement A-4
Page 5 of 5

	Special Revenue			
	RAJJB - 07.890.3057 CYFD	Inmate Evercom Phone	Inmate Fund (Agency)	Total Non-Major Special Revenues Funds
<i>Revenues</i>				
<i>Taxes:</i>				
Property	\$ -	\$ -	\$ -	\$ 128,472
Gross receipts	-	-	-	3,603,547
Gasoline and motor vehicle	-	-	-	468,035
Lodgers	-	-	-	40,377
Other	-	-	-	614
Federal operating grants	-	-	-	1,707,291
Federal capital grants	-	-	-	-
Federal Awards	-	-	-	113,424
State operating grants	119,205	-	-	3,910,762
State capital grants	-	-	-	-
<i>Local Sources</i>				
Charges for services	-	-	-	161,328
Licenses and fees	-	-	-	-
Investment income	-	-	-	-
Miscellaneous	-	-	-	412,940
<i>Total revenues</i>	<u>119,205</u>	<u>-</u>	<u>-</u>	<u>10,546,790</u>
<i>Expenditures</i>				
<i>Current</i>				
General government	-	-	-	2,484,903
Public safety	-	17,880	-	3,775,837
Public works	-	-	-	-
Culture and recreation	-	-	-	131,582
Health and welfare	118,458	-	-	3,453,792
Capital outlay	750	30,193	-	3,536,035
Debt service	-	-	-	-
Principal	-	-	-	6,000
Interest	-	-	-	3,359
<i>Total expenditures</i>	<u>119,208</u>	<u>48,073</u>	<u>-</u>	<u>13,391,508</u>
<i>Excess (deficiency) of revenues over expenditures</i>	<u>(3)</u>	<u>(48,073)</u>	<u>-</u>	<u>(2,844,718)</u>
<i>Other financing sources (uses)</i>				
Transfers in	-	-	-	3,886,996
Transfers (out)	-	-	-	(355,528)
<i>Total other financing sources (uses)</i>	<u>-</u>	<u>-</u>	<u>-</u>	<u>3,531,468</u>
<i>Net change in fund balances</i>	(3)	(48,073)	-	686,750
<i>Fund balances - beginning of year</i>	(36,395)	153,221	59,590	7,102,718
<i>Restatement of Fund Balance</i>	36,395	-	(59,590)	31,830
<i>Fund balances - end of year</i>	<u>\$ (3)</u>	<u>\$ 105,148</u>	<u>\$ -</u>	<u>\$ 7,821,298</u>

The accompanying notes are an integral part of these financial statements.

(This page intentionally left blank)

STATE OF NEW MEXICO
Rio Arriba County
Non-Major Governmental Funds
Combining Statement of Revenues, Expenditures and Changes in Fund Balance
For the Year Ending June 30, 2009

	Capital Projects			
	USDA Grants	Waste Water Treatment	CDBG Health Commons	Rio Arriba Health Commons
<i>Revenues</i>				
Taxes:				
Property	\$ -	\$ -	\$ -	\$ -
Gross receipts	-	-	-	-
Gasoline and motor vehicle	-	-	-	-
Lodgers	-	-	-	-
Other	-	-	-	-
Federal operating grants	-	-	-	-
Federal capital grants	416,300	-	-	-
Federal Awards	-	-	-	-
State operating grants	-	-	-	-
State capital grants	-	-	-	1,802,142
Local Sources				
Charges for services	-	-	-	-
Licenses and fees	-	-	-	-
Investment income	-	-	-	-
Miscellaneous	-	-	-	-
<i>Total revenues</i>	416,300	-	-	1,802,142
<i>Expenditures</i>				
Current				
General government	-	-	-	-
Public safety	-	-	-	-
Public works	-	-	-	-
Culture and recreation	-	-	-	-
Health and welfare	-	-	-	-
Capital outlay	416,300	-	-	1,602,326
Debt service	-	-	-	-
Principal	-	-	-	-
Interest	-	-	-	-
<i>Total expenditures</i>	416,300	-	-	1,602,326
<i>Excess (deficiency) of revenues over expenditures</i>	-	-	-	199,816
<i>Other financing sources (uses)</i>				
Operating transfers in	-	-	-	-
Operating transfers out	-	-	-	(1,816)
<i>Total other financing sources (uses)</i>	-	-	-	(1,816)
<i>Net change in fund balances</i>	-	-	-	198,000
<i>Fund balances - beginning of year</i>	-	-	-	-
<i>Restatement of fund balance</i>	-	-	-	(198,000)
<i>Fund balances - end of year</i>	\$ -	\$ -	\$ -	\$ -

The accompanying notes are an integral part of these financial statements.

Capitol Projects

<u>Senior Citizens Appropriations</u>	<u>Landfill Closure</u>	<u>Seniors Countywide</u>	<u>State Appropriations 2002 - 2004 Capital Projects</u>	<u>Fire District Bonds</u>	<u>EMS Bond Fund</u>
\$ -	\$ -	\$ -	\$ -	\$ -	\$ -
-	-	-	-	-	-
-	-	-	-	-	-
-	-	-	-	-	-
-	-	-	-	-	-
-	-	-	-	-	-
-	-	-	-	-	-
318,901	-	-	324,770	-	-
-	-	-	-	-	-
-	-	-	-	-	-
-	-	-	-	15,041	-
-	-	-	-	-	-
<u>318,901</u>	<u>-</u>	<u>-</u>	<u>324,770</u>	<u>15,041</u>	<u>-</u>
-	-	-	-	-	-
-	-	-	-	-	-
-	-	-	-	-	-
-	-	-	-	-	-
222,405	12,740	-	203,228	-	4,407
-	-	-	-	-	-
-	-	-	-	-	-
<u>222,405</u>	<u>12,740</u>	<u>-</u>	<u>203,228</u>	<u>-</u>	<u>4,407</u>
96,497	(12,740)	-	121,542	15,041	(4,407)
-	-	-	-	212,589	-
(538)	-	-	-	(200,000)	-
(538)	-	-	-	12,589	-
95,958	(12,740)	-	121,542	27,630	(4,407)
2,624	97,500	-	138,000	238,375	48,763
-	-	-	(165,000)	-	-
<u>\$ 98,582</u>	<u>\$ 84,760</u>	<u>\$ -</u>	<u>\$ 94,542</u>	<u>\$ 266,005</u>	<u>\$ 44,356</u>

STATE OF NEW MEXICO
Rio Arriba County
Non-Major Governmental Funds
Combining Statement of Revenues, Expenditures and Changes in Fund Balance
For the Year Ending June 30, 2009

	<u>Capital Projects</u>			
	<u>2005 State Appropriations Projects</u>	<u>2006 State Appropriations Projects</u>	<u>2007 State Appropriations Projects</u>	<u>2008 State Appropriations Projects</u>
<i>Revenues</i>				
Taxes:				
Property	\$ -	\$ -	\$ -	-
Gross receipts	-	-	-	-
Gasoline and motor vehicle	-	-	-	-
Lodgers	-	-	-	-
Other	-	-	-	-
Federal operating grants	-	-	-	-
Federal capital grants	-	-	-	-
Federal Awards	-	-	-	-
State operating grants	-	-	-	-
State capital grants	43,524	1,022,187	1,336,369	432,095
Local Sources				
Charges for services	-	-	-	-
Licenses and fees	-	-	-	-
Investment income	-	-	-	-
Miscellaneous	-	-	-	15,861
<i>Total revenues</i>	<u>43,524</u>	<u>1,022,187</u>	<u>1,336,369</u>	<u>447,955</u>
<i>Expenditures</i>				
Current				
General government	-	-	-	-
Public safety	-	-	-	-
Public works	-	-	-	-
Culture and recreation	-	-	-	-
Health and welfare	-	-	-	-
Capital outlay	100,556	1,009,737	1,545,394	447,955
Debt service	-	-	-	-
Principal	-	-	-	-
Interest	-	-	-	-
<i>Total expenditures</i>	<u>100,556</u>	<u>1,009,737</u>	<u>1,545,394</u>	<u>447,955</u>
<i>Excess (deficiency) of revenues over expenditures</i>	<u>(57,032)</u>	<u>12,450</u>	<u>(209,025)</u>	<u>-</u>
<i>Other financing sources (uses)</i>				
Transfers in	58,140	8,030	250	-
Transfers (out)	(60,830)	(6,518)	(10,148)	-
<i>Total other financing sources (uses)</i>	<u>(2,690)</u>	<u>1,512</u>	<u>(9,898)</u>	<u>-</u>
<i>Net change in fund balances</i>	(59,721)	13,962	(218,923)	-
<i>Fund balances - beginning of year</i>	59,721	(12,962)	235,043	-
<i>Restatement of fund balance</i>	-	(500)	-	-
<i>Fund balances - end of year</i>	<u>\$ -</u>	<u>\$ 500</u>	<u>\$ 16,120</u>	<u>\$ -</u>

The accompanying notes are an integral part of these financial statements.

Capital Projects

Total Non-
Major Capital
Projects

\$ -
-
-
-
-
416,300
-
5,279,987
-
-
15,041
15,861
5,727,189

-
-
-
-
-
5,565,049
-
-
5,565,049

162,141

279,009
(279,850)

(841)

161,300

807,064
(363,500)

\$ 604,865

STATE OF NEW MEXICO

Rio Arriba County

Non-Major Governmental Funds

Combining Statement of Revenues, Expenditures and Changes in Fund Balance - Debt Service Fund
For the Year Ending June 30, 2009

Statement A-6

Page 1 of 1

	Debt Service Funds				Total Non-Major Funds
	Jail Debt Service Bonds	Fire Tax Revenue Bonds	Sub Office - Revenue Bonds	Total Debt Service Funds	
<i>Revenues</i>					
<i>Taxes:</i>					
Property	\$ 98	\$ -	\$ -	\$ 98	\$ 128,571
Gross receipts	-	-	-	-	3,603,547
Gasoline and motor vehicle	101	-	-	101	468,135
Lodgers	-	-	-	-	40,377
Other	-	-	-	-	614
Federal operating grants	-	-	-	-	1,707,291
Federal capital grants	-	-	-	-	416,300
Federal Awards	-	-	-	-	113,425
State operating grants	-	-	-	-	3,910,762
State capital grants	-	-	-	-	5,279,988
<i>Local Sources</i>					
Charges for services	-	-	-	-	161,328
Licenses and fees	-	-	-	-	-
Investment income	-	-	-	-	15,041
Miscellaneous	-	-	-	-	428,802
<i>Total revenues</i>	<u>199</u>	<u>-</u>	<u>-</u>	<u>199</u>	<u>16,274,181</u>
<i>Expenditures</i>					
<i>Current</i>					
General government	-	-	2,698	2,698	2,487,600
Public safety	-	-	-	-	3,775,836
Public works	-	-	-	-	-
Culture and recreation	-	-	-	-	131,582
Health and welfare	-	-	-	-	3,453,793
Capital outlay	-	-	-	-	9,101,085
Debt service	-	-	-	-	-
Principal	-	-	185,000	185,000	191,000
Interest	-	-	85,668	85,668	89,027
<i>Total expenditures</i>	<u>-</u>	<u>-</u>	<u>273,366</u>	<u>273,366</u>	<u>19,229,923</u>
<i>Excess (deficiency) of revenues over expenditures</i>	<u>199</u>	<u>-</u>	<u>(273,366)</u>	<u>(273,167)</u>	<u>(2,955,743)</u>
<i>Other financing sources (uses)</i>					
Operating transfers in	-	-	270,867	270,867	4,436,872
Operating transfers out	(199)	-	-	(199)	(635,577)
<i>Total other financing sources (uses)</i>	<u>(199)</u>	<u>-</u>	<u>270,867</u>	<u>270,668</u>	<u>3,801,295</u>
<i>Net change in fund balances</i>	-	-	(2,499)	(2,499)	845,552
<i>Fund balances - beginning of year</i>	-	-	11,982	11,982	7,921,766
<i>Restatement of fund balance</i>	-	-	-	-	(331,670)
<i>Fund balances - end of year</i>	<u>\$ -</u>	<u>\$ -</u>	<u>\$ 9,483</u>	<u>\$ 9,483</u>	<u>\$ 8,435,648</u>

The accompanying notes are an integral part of these financial statements.

STATE OF NEW MEXICO
 Rio Arriba County
 Combining Statement of Revenues, Expenditures and Changes
 in Fund Balance - Budget (Non-GAAP Budgetary Basis) and Actual
 Non-Major Special Revenue Funds
 For the Year Ended June 30, 2009

	<u>Budgeted Amounts</u>		<u>Actual</u>	Variance
	<u>Original</u>	<u>Final</u>		Favorable (Unfavorable)
REVENUES:				
Taxes	\$ 3,668,600	\$ 3,680,977	\$ 4,239,208	\$ 558,230
Licenses and Permits	-	-	-	-
Intergovernmental Grants	4,978,495	7,191,575	5,235,152	(1,956,423)
Charges for Services	152,400	846,710	836,113	(10,597)
Interest on Investments	-	-	-	-
Interest and Penalties - Taxes	-	-	-	-
Miscellaneous	494,289	588,543	415,897	(172,646)
Total Revenues	<u>9,293,784</u>	<u>12,307,805</u>	<u>10,726,369</u>	<u>(1,581,436)</u>
Prior year cash appropriated	<u>6,325,730</u>	<u>5,634,603</u>		
Total revenue and budgeted cash	<u><u>15,619,514</u></u>	<u><u>17,942,408</u></u>		
EXPENDITURES:				
Current				
General Government	3,944,492	4,182,377	3,062,955	1,119,422
Public Safety	8,654,445	9,215,226	5,644,665	3,570,561
Highways and Streets	11,123	40,819	40,819	-
Health and Welfare	3,676,182	4,285,133	3,493,495	791,638
Culture and Recreation	279,340	381,080	181,729	199,351
Debt Service	-	-	9,289	(9,289)
Capital Outlay	1,828,159	2,507,308	894,435	1,612,872
Total Expenditures	<u>18,393,741</u>	<u>20,611,942</u>	<u>13,327,387</u>	<u>7,284,555</u>
Excess (deficiency) of revenues over (under) expenditures	<u>(9,099,957)</u>	<u>(8,304,137)</u>	<u>(2,601,018)</u>	<u>(8,865,991)</u>
Other financing sources (uses):				
Transfers in	3,396,770	3,865,152	3,886,996	21,845
Transfers (out)	(211,588)	(354,743)	(355,528)	(786)
Total other financing and uses	<u>3,185,182</u>	<u>3,510,409</u>	<u>3,531,468</u>	<u>21,059</u>
Net changes in fund balance	<u><u>\$ 410,955</u></u>	<u><u>\$ 840,875</u></u>	<u>930,450</u>	<u>(8,844,932)</u>
Current year receivables			746,262	
Prior year receivables			(925,911)	
Current year payables			(90,773)	
Prior year payables			26,722	
Net change in fund balance from Statement A-4 5/5 (GAAP)			<u><u>\$ 686,751</u></u>	

The accompanying notes are an integral part of these financial statements.

STATE OF NEW MEXICO
Rio Arriba County
Special Revenue Fund-Jail Operations (2201)
Statement of Revenues, Expenditures and Changes
in Fund Balance - Budget (Non-GAAP Budgetary Basis) and Actual
For the Year Ended June 30, 2009

Statement B-1

	<u>Budgeted Amounts</u>			Variance Favorable (Unfavorable)
	<u>Original</u>	<u>Final</u>	<u>Actual</u>	
REVENUES:				
Taxes	\$ -	\$ -	\$ -	\$ -
Licenses and Permits	-	-	-	-
Intergovernmental Grants	-	-	-	-
Charges for Services	100,000	100,000	112,085	12,085
Interest on Investments	-	-	-	-
Interest and Penalties - Taxes	-	-	-	-
Miscellaneous	-	-	-	-
Total Revenues	<u>100,000</u>	<u>100,000</u>	<u>112,085</u>	<u>12,085</u>
Prior year cash appropriated	<u>87,966</u>	<u>87,966</u>		
Total revenue and budgeted cash	<u>187,966</u>	<u>187,966</u>		
EXPENDITURES:				
Current				
General Government	-	-	-	-
Public Safety	187,966	187,966	179,544	8,422
Highways and Streets	-	-	-	-
Health and Welfare	-	-	-	-
Culture and Recreation	-	-	-	-
Debt Service	-	-	-	-
Capital Outlay	-	-	-	-
Total Expenditures	<u>187,966</u>	<u>187,966</u>	<u>179,544</u>	<u>8,422</u>
Excess (deficiency) of revenues over (under) expenditures	<u>(87,966)</u>	<u>(87,966)</u>	<u>(67,459)</u>	<u>20,507</u>
Other financing sources (uses):				
Transfers in	-	-	-	-
Transfers (out)	-	-	-	-
Total other financing and uses	<u>-</u>	<u>-</u>	<u>-</u>	<u>-</u>
Net changes in fund balance	<u>\$ -</u>	<u>\$ -</u>	<u>(67,459)</u>	<u>\$ 20,507</u>
Current year receivables			-	
Prior year receivables			-	
Current year payables			-	
Prior year payables			9,646	
Net change in fund balance from Statement A-4 1/5 (GAAP)			<u>\$ (57,813)</u>	

The accompanying notes are an integral part of these financial statements.

STATE OF NEW MEXICO
Rio Arriba County
Special Revenue Fund-Solid Waste (2202)
Statement of Revenues, Expenditures and Changes
in Fund Balance - Budget (Non-GAAP Budgetary Basis) and Actual
For the Year Ended June 30, 2009

Statement B-2

	<u>Budgeted Amounts</u>		Actual	Variance
	Original	Final		Favorable (Unfavorable)
REVENUES:				
Taxes	\$ 200,000	\$ 200,000	\$ 230,630	\$ 30,630
Licenses and Permits	-	-	-	-
Intergovernmental Grants	-	-	-	-
Charges for Services	-	-	-	-
Interest on Investments	-	-	-	-
Interest and Penalties - Taxes	-	-	-	-
Miscellaneous	-	-	-	-
Total Revenues	<u>200,000</u>	<u>200,000</u>	<u>230,630</u>	<u>30,630</u>
Prior year cash appropriated	<u>13,306</u>	<u>13,306</u>		
Total revenue and budgeted cash	<u><u>213,306</u></u>	<u><u>213,306</u></u>		
EXPENDITURES:				
Current				
General Government	-	-	-	-
Public Safety	615,000	615,000	615,000	-
Highways and Streets	-	-	-	-
Health and Welfare	-	-	-	-
Culture and Recreation	-	-	-	-
Debt Service	-	-	-	-
Capital Outlay	-	-	-	-
Total Expenditures	<u>615,000</u>	<u>615,000</u>	<u>615,000</u>	<u>-</u>
Excess (deficiency) of revenues over (under) expenditures	<u>(415,000)</u>	<u>(415,000)</u>	<u>(384,370)</u>	<u>30,630</u>
Other financing sources (uses):				
Transfers in	401,694	401,694	401,694	-
Transfers (out)	-	-	-	-
Total other financing and uses	<u>401,694</u>	<u>401,694</u>	<u>401,694</u>	<u>-</u>
Net changes in fund balance	<u><u>\$ -</u></u>	<u><u>\$ -</u></u>	<u>17,324</u>	<u>\$ 30,630</u>
Current year receivables			12,082	
Prior year receivables			-	
Current year payables			-	
Prior year payables			-	
Net change in fund balance from Statement A-4 1/5 (GAAP)			<u><u>\$ 29,407</u></u>	

The accompanying notes are an integral part of these financial statements.

STATE OF NEW MEXICO
Rio Arriba County
Special Revenue Fund-County Property Valuation (2203)
Statement of Revenues, Expenditures and Changes
in Fund Balance - Budget (Non-GAAP Budgetary Basis) and Actual
For the Year Ended June 30, 2009

Statement B-3

	<u>Budgeted Amounts</u>			Variance
	<u>Original</u>	<u>Final</u>	<u>Actual</u>	Favorable (Unfavorable)
REVENUES:				
Taxes	\$ 100,000	\$ 100,000	\$ 128,472	\$ 28,472
Licenses and Permits	-	-	-	-
Intergovernmental Grants	-	-	-	-
Charges for Services	-	-	-	-
Interest on Investments	-	-	-	-
Interest and Penalties - Taxes	-	-	-	-
Miscellaneous	-	-	30	30
Total Revenues	<u>100,000</u>	<u>100,000</u>	<u>128,502</u>	<u>28,502</u>
Prior year cash appropriated	<u>62,935</u>	<u>62,935</u>		
Total revenue and budgeted cash	<u><u>162,935</u></u>	<u><u>162,935</u></u>		
EXPENDITURES:				
Current				
General Government	162,935	160,435	53,489	106,946
Public Safety	-	-	-	-
Highways and Streets	-	-	-	-
Health and Welfare	-	-	-	-
Culture and Recreation	-	-	-	-
Debt Service	-	-	-	-
Capital Outlay		2,500	2,470	30
Total Expenditures	<u>162,935</u>	<u>162,935</u>	<u>55,960</u>	<u>106,975</u>
Excess (deficiency) of revenues over (under) expenditures	<u>(62,935)</u>	<u>(62,935)</u>	<u>72,542</u>	<u>135,477</u>
Other financing sources (uses):				
Transfers in	-	-	-	-
Transfers (out)	-	-	-	-
Total other financing and uses	<u>-</u>	<u>-</u>	<u>-</u>	<u>-</u>
Net changes in fund balance	<u><u>\$ -</u></u>	<u><u>\$ -</u></u>	<u><u>72,542</u></u>	<u><u>\$ 135,477</u></u>
Current year receivables			-	
Prior year receivables			-	
Current year payables			-	
Prior year payables			-	
Net change in fund balance from Statement A-4 1/5 (GAAP)			<u><u>\$ 72,542</u></u>	

The accompanying notes are an integral part of these financial statements.

STATE OF NEW MEXICO
Rio Arriba County
Special Revenue Fund-County Road Project (2204)
Statement of Revenues, Expenditures and Changes
in Fund Balance - Budget (Non-GAAP Budgetary Basis) and Actual
For the Year Ended June 30, 2009

Statement B-4

	<u>Budgeted Amounts</u>			Variance
	<u>Original</u>	<u>Final</u>	<u>Actual</u>	Favorable (Unfavorable)
REVENUES:				
Taxes	\$ 440,000	\$ 440,000	\$ 468,034	\$ 28,034
Licenses and Permits	-	-	-	-
Intergovernmental Grants	1,301,765	2,987,974	1,704,842	(1,283,132)
Charges for Services	-	-	-	-
Interest on Investments	-	-	-	-
Interest and Penalties - Taxes	-	-	-	-
Miscellaneous	-	-	8,470	8,470
Total Revenues	<u>1,741,765</u>	<u>3,427,974</u>	<u>2,181,346</u>	<u>(1,246,628)</u>
Prior year cash appropriated	661,159	-		
Total revenue and budgeted cash	<u>2,402,924</u>	<u>3,427,974</u>		
EXPENDITURES:				
Current				
General Government	3,400,560	3,400,560	2,986,131	414,429
Public Safety	-	-	-	-
Highways and Streets	-	-	-	-
Health and Welfare	-	-	-	-
Culture and Recreation	-	-	-	-
Debt Service	-	-	-	-
Capital Outlay	1,138,659	1,786,478	675,078	1,111,400
Total Expenditures	<u>4,539,219</u>	<u>5,187,038</u>	<u>3,661,209</u>	<u>1,525,829</u>
Excess (deficiency) of revenues over (under) expenditures	<u>(2,797,454)</u>	<u>(1,759,064)</u>	<u>(1,479,863)</u>	<u>279,201</u>
Other financing sources (uses):				
Transfers in	2,136,295	2,136,295	2,136,295	-
Transfers (out)	-	(88,007)	(88,007)	-
Total other financing and uses	<u>2,136,295</u>	<u>2,048,288</u>	<u>2,048,288</u>	<u>-</u>
Net changes in fund balance	<u>\$ -</u>	<u>\$ 289,224</u>	<u>568,425</u>	<u>\$ 279,201</u>
			-	
Current year receivables			-	
Prior year receivables			-	
Current year payables			(1,144)	
Prior year payables			135	
Net change in fund balance from Statement A-4 1/5 (GAAP)			<u>\$ 567,416</u>	

The accompanying notes are an integral part of these financial statements.

STATE OF NEW MEXICO
Rio Arriba County
Special Revenue Fund-Emergency Comm/EMS (2207)
Statement of Revenues, Expenditures and Changes
in Fund Balance - Budget (Non-GAAP Budgetary Basis) and Actual
For the Year Ended June 30, 2009

Statement B-5

	<u>Budgeted Amounts</u>			Variance
	<u>Original</u>	<u>Final</u>	<u>Actual</u>	<u>Favorable (Unfavorable)</u>
REVENUES:				
Taxes	\$ 1,400,000	\$ 1,400,000	\$ 1,473,964	\$ 73,964
Licenses and Permits	-	-	-	-
Intergovernmental Grants	-	-	-	-
Charges for Services	-	-	-	-
Interest on Investments	-	-	-	-
Interest and Penalties - Taxes	-	-	-	-
Miscellaneous	-	-	-	-
Total Revenues	<u>1,400,000</u>	<u>1,400,000</u>	<u>1,473,964</u>	<u>73,964</u>
Prior year cash appropriated	<u>951,512</u>	<u>951,512</u>		
Total revenue and budgeted cash	<u><u>2,351,512</u></u>	<u><u>2,351,512</u></u>		
 EXPENDITURES:				
Current				
General Government	-	-	-	-
Public Safety	1,662,012	1,662,012	1,021,556	640,456
Highways and Streets	-	-	-	-
Health and Welfare	-	-	-	-
Culture and Recreation	-	-	-	-
Debt Service	-	-	-	-
Capital Outlay	<u>689,500</u>	<u>689,500</u>	<u>188,326</u>	<u>501,174</u>
Total Expenditures	<u>2,351,512</u>	<u>2,351,512</u>	<u>1,209,882</u>	<u>1,141,630</u>
Excess (deficiency) of revenues over (under) expenditures	<u>(951,512)</u>	<u>(951,512)</u>	<u>264,082</u>	<u>1,215,594</u>
Other financing sources (uses):				
Transfers in	-	-	-	-
Transfers (out)	-	-	-	-
Total other financing and uses	<u>-</u>	<u>-</u>	<u>-</u>	<u>-</u>
Net changes in fund balance	<u><u>\$ -</u></u>	<u><u>\$ -</u></u>	<u>264,082</u>	<u>\$ 1,215,594</u>
 Current year receivables			105,017	
Prior year receivables			(110,800)	
Current year payables			-	
Prior year payables			-	
 Net change in fund balance from Statement A-4 1/5 (GAAP)			<u><u>\$ 258,299</u></u>	

The accompanying notes are an integral part of these financial statements.

STATE OF NEW MEXICO
Rio Arriba County
Special Revenue Fund-Farm & Range Improvement (2208)
Statement of Revenues, Expenditures and Changes
in Fund Balance - Budget (Non-GAAP Budgetary Basis) and Actual
For the Year Ended June 30, 2009

Statement B-6

	<u>Budgeted Amounts</u>			Variance Favorable (Unfavorable)
	<u>Original</u>	<u>Final</u>	<u>Actual</u>	
REVENUES:				
Taxes	\$ -	\$ -	\$ -	\$ -
Licenses and Permits	-	-	-	-
Intergovernmental Grants	6,000	5,687	5,687	-
Charges for Services	-	-	-	-
Interest on Investments	-	-	-	-
Interest and Penalties - Taxes	-	-	-	-
Miscellaneous	-	-	-	-
Total Revenues	<u>6,000</u>	<u>5,687</u>	<u>5,687</u>	<u>-</u>
Prior year cash appropriated	<u>1,130</u>	<u>1,130</u>		
Total revenue and budgeted cash	<u><u>7,130</u></u>	<u><u>6,817</u></u>		
EXPENDITURES:				
Current				
General Government	-	-	-	-
Public Safety	30,000	31,000	31,000	-
Highways and Streets	-	-	-	-
Health and Welfare	-	-	-	-
Culture and Recreation	-	-	-	-
Debt Service	-	-	-	-
Capital Outlay	-	-	-	-
Total Expenditures	<u>30,000</u>	<u>31,000</u>	<u>31,000</u>	<u>-</u>
Excess (deficiency) of revenues over (under) expenditures	<u>(24,000)</u>	<u>(25,313)</u>	<u>(25,313)</u>	<u>-</u>
Other financing sources (uses):				
Transfers in	22,870	24,183	24,183	-
Transfers (out)	-	-	-	-
Total other financing and uses	<u>22,870</u>	<u>24,183</u>	<u>24,183</u>	<u>-</u>
Net changes in fund balance	<u><u>\$ -</u></u>	<u><u>\$ -</u></u>	<u><u>(1,130)</u></u>	<u><u>\$ -</u></u>
Current year receivables			-	
Prior year receivables			-	
Current year payables			-	
Prior year payables			-	
Net change in fund balance from Statement A-4 1/5 (GAAP)			<u><u>\$ (1,130)</u></u>	

The accompanying notes are an integral part of these financial statements.

STATE OF NEW MEXICO
Rio Arriba County
Special Revenue Fund-Law Enforcement (2211)
Statement of Revenues, Expenditures and Changes
in Fund Balance - Budget (Non-GAAP Budgetary Basis) and Actual
For the Year Ended June 30, 2009

Statement B-7

	<u>Budgeted Amounts</u>		Actual	Variance
	<u>Original</u>	<u>Final</u>		Favorable (Unfavorable)
REVENUES:				
Taxes	\$ -	\$ -	\$ -	\$ -
Licenses and Permits	-	-	-	-
Intergovernmental Grants	40,200	40,200	40,200	-
Charges for Services	-	-	-	-
Interest on Investments	-	-	-	-
Interest and Penalties - Taxes	-	-	-	-
Miscellaneous	-	-	-	-
Total Revenues	<u>40,200</u>	<u>40,200</u>	<u>40,200</u>	<u>-</u>
Prior year cash appropriated	-	-		
Total revenue and budgeted cash	<u><u>40,200</u></u>	<u><u>40,200</u></u>		
EXPENDITURES:				
Current				
General Government	-	-	-	-
Public Safety	40,200	11,370	11,370	-
Highways and Streets	-	-	-	-
Health and Welfare	-	-	-	-
Culture and Recreation	-	-	-	-
Debt Service	-	-	-	-
Capital Outlay		28,830	28,561	269
Total Expenditures	<u>40,200</u>	<u>40,200</u>	<u>39,931</u>	<u>269</u>
Excess (deficiency) of revenues over (under) expenditures	-	-	269	269
Other financing sources (uses):				
Transfers in	-	-	-	-
Transfers (out)	-	-	-	-
Total other financing and uses	-	-	-	-
	<u>\$ -</u>	<u>\$ -</u>	<u>269</u>	<u>\$ 269</u>
Current year receivables			45,843	
Prior year receivables			(40,200)	
Current year payables			-	
Deferred Revenue			-	
Net change in fund balance from Statement A-4 1/5 (GAAP)			<u><u>\$ 5,911</u></u>	

The accompanying notes are an integral part of these financial statements.

STATE OF NEW MEXICO
Rio Arriba County
Special Revenue Fund-Lodgers' Tax Act (2214)
Statement of Revenues, Expenditures and Changes
in Fund Balance - Budget (Non-GAAP Budgetary Basis) and Actual
For the Year Ended June 30, 2009

Statement B-8

	<u>Budgeted Amounts</u>			Variance Favorable (Unfavorable)
	<u>Original</u>	<u>Final</u>	<u>Actual</u>	
REVENUES:				
Taxes	\$ 28,000	\$ 40,377	\$ 40,377	\$ -
Licenses and Permits	-	-	-	-
Intergovernmental Grants	-	-	-	-
Charges for Services	-	-	-	-
Interest on Investments	-	-	-	-
Interest and Penalties - Taxes	-	-	-	-
Miscellaneous	-	-	-	-
Total Revenues	<u>28,000</u>	<u>40,377</u>	<u>40,377</u>	<u>-</u>
Prior year cash appropriated	<u>38,704</u>	<u>38,704</u>		
Total revenue and budgeted cash	<u>66,704</u>	<u>79,081</u>		
EXPENDITURES:				
Current				
General Government	-	-	-	-
Public Safety	-	-	-	-
Highways and Streets	-	-	-	-
Health and Welfare	-	-	-	-
Culture and Recreation	66,704	79,081	50,022	29,059
Debt Service	-	-	-	-
Capital Outlay	-	-	-	-
Total Expenditures	<u>66,704</u>	<u>79,081</u>	<u>50,022</u>	<u>29,059</u>
Excess (deficiency) of revenues over (under) expenditures	<u>(38,704)</u>	<u>(38,704)</u>	<u>(9,645)</u>	<u>29,059</u>
Other financing sources (uses):				
Transfers in	-	-	-	-
Transfers (out)	-	-	-	-
Total other financing and uses	<u>-</u>	<u>-</u>	<u>-</u>	<u>-</u>
	<u>\$ -</u>	<u>\$ -</u>	<u>(9,645)</u>	<u>\$ 29,059</u>
Current year receivables			-	
Prior year receivables			-	
Current year payables			(1,929)	
Prior year payables			1,416	
Net change in fund balance from Statement A-4 1/5 (GAAP)			<u>\$ (10,158)</u>	

The accompanying notes are an integral part of these financial statements.

STATE OF NEW MEXICO
Rio Arriba County
Special Revenue Fund-Recreation (2217)
Statement of Revenues, Expenditures and Changes
in Fund Balance - Budget (Non-GAAP Budgetary Basis) and Actual
For the Year Ended June 30, 2009

Statement B-9

	<u>Budgeted Amounts</u>			Variance
	<u>Original</u>	<u>Final</u>	<u>Actual</u>	Favorable (Unfavorable)
REVENUES:				
Taxes	\$ 600	\$ 600	\$ 614	\$ 14
Licenses and Permits	-	-	-	-
Intergovernmental Grants	-	-	-	-
Charges for Services	7,400	7,400	8,393	993
Interest on Investments	-	-	-	-
Interest and Penalties - Taxes	-	-	-	-
Miscellaneous	-	-	-	-
Total Revenues	<u>8,000</u>	<u>8,000</u>	<u>9,007</u>	<u>1,007</u>
Prior year cash appropriated	<u>4,704</u>	<u>4,704</u>		
Total revenue and budgeted cash	<u>12,704</u>	<u>12,704</u>		
EXPENDITURES:				
Current				
General Government	-	-	-	-
Public Safety	-	-	-	-
Highways and Streets	-	-	-	-
Health and Welfare	-	-	-	-
Culture and Recreation	12,704	12,704	11,994	710
Debt Service	-	-	-	-
Capital Outlay	-	-	-	-
Total Expenditures	<u>12,704</u>	<u>12,704</u>	<u>11,994</u>	<u>710</u>
Excess (deficiency) of revenues over (under) expenditures	<u>(4,704)</u>	<u>(4,704)</u>	<u>(2,987)</u>	<u>1,717</u>
Other financing sources (uses):				
Transfers in	-	-	-	-
Transfers (out)	-	-	-	-
Total other financing and uses	<u>-</u>	<u>-</u>	<u>-</u>	<u>-</u>
Net changes in fund balance	<u>\$ -</u>	<u>\$ -</u>	<u>(2,987)</u>	<u>\$ 1,717</u>
Current year receivables			-	
Prior year receivables			-	
Current year payables			-	
Prior year payables			-	
Net change in fund balance from Statement A-4 1/5 (GAAP)			<u>\$ (2,987)</u>	

The accompanying notes are an integral part of these financial statements.

STATE OF NEW MEXICO
Rio Arriba County
Special Revenue Fund-Senior Citizens Program (2219)
Statement of Revenues, Expenditures and Changes
in Fund Balance - Budget (Non-GAAP Budgetary Basis) and Actual
For the Year Ended June 30, 2009

Statement B-10

	<u>Budgeted Amounts</u>			Variance Favorable (Unfavorable)
	<u>Original</u>	<u>Final</u>	<u>Actual</u>	
REVENUES:				
Taxes	\$ -	\$ -	\$ -	\$ -
Licenses and Permits	-	-	-	-
Intergovernmental Grants	646,681	217,981	242,814	24,833
Charges for Services	-	694,310	674,785	(19,525)
Interest on Investments	-	-	-	-
Interest and Penalties - Taxes	-	-	-	-
Miscellaneous	-	-	-	-
Total Revenues	<u>646,681</u>	<u>912,291</u>	<u>917,599</u>	<u>5,308</u>
Prior year cash appropriated	<u>3,757</u>	<u>-</u>		
Total revenue and budgeted cash	<u>650,438</u>	<u>912,291</u>		
EXPENDITURES:				
Current				
General Government	-	-	-	-
Public Safety	-	-	-	-
Highways and Streets	-	-	-	-
Health and Welfare	1,450,438	1,705,910	1,589,408	116,502
Culture and Recreation	-	-	-	-
Debt Service	-	-	-	-
Capital Outlay	-	-	-	-
Total Expenditures	<u>1,450,438</u>	<u>1,705,910</u>	<u>1,589,408</u>	<u>116,502</u>
Excess (deficiency) of revenues over (under) expenditures	<u>(803,757)</u>	<u>(793,619)</u>	<u>(671,809)</u>	<u>121,810</u>
Other financing sources (uses):				
Transfers in	800,000	800,000	800,000	-
Transfers (out)	-	-	-	-
Total other financing and uses	<u>800,000</u>	<u>800,000</u>	<u>800,000</u>	<u>-</u>
Net changes in fund balance	<u>\$ -</u>	<u>\$ 6,381</u>	<u>128,191</u>	<u>\$ 121,810</u>
Current year receivables			-	
Prior year receivables			(102,552)	
Current year payables			(5,081)	
Prior year payables			295	
Net change in fund balance from Statement A-4 2/5 (GAAP)			<u>\$ 20,852</u>	

The accompanying notes are an integral part of these financial statements.

STATE OF NEW MEXICO
Rio Arriba County
Special Revenue Fund-Indigent (2220)
Statement of Revenues, Expenditures and Changes
in Fund Balance - Budget (Non-GAAP Budgetary Basis) and Actual
For the Year Ended June 30, 2009

Statement B-11

	<u>Budgeted Amounts</u>			Variance Favorable (Unfavorable)
	<u>Original</u>	<u>Final</u>	<u>Actual</u>	
REVENUES:				
Taxes	\$ 1,000,000	\$ 1,000,000	\$ 1,111,616	\$ 111,616
Licenses and Permits	-	-	-	-
Intergovernmental Grants	-	-	-	-
Charges for Services	-	-	-	-
Interest on Investments	-	-	-	-
Interest and Penalties - Taxes	-	-	-	-
Miscellaneous	414,000	414,000	302,842	(111,158)
Total Revenues	<u>1,414,000</u>	<u>1,414,000</u>	<u>1,414,458</u>	<u>458</u>
Prior year cash appropriated	463,922	463,922		
Total revenue and budgeted cash	<u>1,877,922</u>	<u>1,877,922</u>		
EXPENDITURES:				
Current				
General Government	-	-	-	-
Public Safety	-	-	-	-
Highways and Streets	-	-	-	-
Health and Welfare	1,877,922	1,877,922	1,473,828	404,094
Culture and Recreation	-	-	-	-
Debt Service	-	-	-	-
Capital Outlay	-	-	-	-
Total Expenditures	<u>1,877,922</u>	<u>1,877,922</u>	<u>1,473,828</u>	<u>404,094</u>
Excess (deficiency) of revenues over (under) expenditures	<u>(463,922)</u>	<u>(463,922)</u>	<u>(59,370)</u>	<u>404,552</u>
Other financing sources (uses):				
Transfers in	-	-	-	-
Transfers (out)	-	-	-	-
Total other financing and uses	-	-	-	-
Net changes in fund balance	<u>\$ -</u>	<u>\$ -</u>	<u>(59,370)</u>	<u>\$ 404,552</u>
Current year receivables			78,848	
Prior year receivables			(134,013)	
Current year payables			(1,309)	
Deferred Revenue			-	
Net change in fund balance from Statement A-4 2/5 (GAAP)			<u>\$ (115,843)</u>	

The accompanying notes are an integral part of these financial statements.

STATE OF NEW MEXICO
Rio Arriba County
Special Revenue Fund-County Fire Protection (2222)
Statement of Revenues, Expenditures and Changes
in Fund Balance - Budget (Non-GAAP Budgetary Basis) and Actual
For the Year Ended June 30, 2009

Statement B-12

	<u>Budgeted Amounts</u>			Variance
	<u>Original</u>	<u>Final</u>	<u>Actual</u>	Favorable (Unfavorable)
REVENUES:				
Taxes	\$ 500,000	\$ 500,000	\$ 785,500	\$ 285,500
Licenses and Permits	-	-	-	-
Intergovernmental Grants	-	-	-	-
Charges for Services	-	-	-	-
Interest on Investments	-	-	-	-
Interest and Penalties - Taxes	-	-	-	-
Miscellaneous	-	-	-	-
Total Revenues	<u>500,000</u>	<u>500,000</u>	<u>785,500</u>	<u>285,500</u>
Prior year cash appropriated	941,000	941,000		
Total revenue and budgeted cash	<u>1,441,000</u>	<u>1,441,000</u>		
EXPENDITURES:				
Current				
General Government	-	-	-	-
Public Safety	1,441,000	1,441,000	138,043	1,302,957
Highways and Streets	-	-	-	-
Health and Welfare	-	-	-	-
Culture and Recreation	-	-	-	-
Debt Service	-	-	-	-
Capital Outlay	-	-	-	-
Total Expenditures	<u>1,441,000</u>	<u>1,441,000</u>	<u>138,043</u>	<u>1,302,957</u>
Excess (deficiency) of revenues over (under) expenditures	<u>(941,000)</u>	<u>(941,000)</u>	<u>647,457</u>	<u>1,588,457</u>
Other financing sources (uses):				
Transfers in	-	-	-	-
Transfers (out)	-	-	-	-
Total other financing and uses	<u>-</u>	<u>-</u>	<u>-</u>	<u>-</u>
Net changes in fund balance	<u>\$ -</u>	<u>\$ -</u>	<u>647,457</u>	<u>\$ 1,588,457</u>
Current year receivables			50,702	
Prior year receivables			-	
Current year payables			(73,743)	
Deferred Revenue			-	
Net change in fund balance from Statement A-4 2/5 (GAAP)			<u>\$ 624,416</u>	

The accompanying notes are an integral part of these financial statements.

STATE OF NEW MEXICO
Rio Arriba County
Special Revenue Fund-Clerk's Recording & Filing Fees (2225)
Statement of Revenues, Expenditures and Changes
in Fund Balance - Budget (Non-GAAP Budgetary Basis) and Actual
For the Year Ended June 30, 2009

Statement B-13

	<u>Budgeted Amounts</u>		<u>Actual</u>	Variance
	<u>Original</u>	<u>Final</u>		Favorable (Unfavorable)
REVENUES:				
Taxes	\$ -	\$ -	\$ -	\$ -
Licenses and Permits	-	-	-	-
Intergovernmental Grants	-	-	-	-
Charges for Services	45,000	45,000	40,850	(4,150)
Interest on Investments	-	-	-	-
Interest and Penalties - Taxes	-	-	-	-
Miscellaneous	-	-	-	-
Total Revenues	<u>45,000</u>	<u>45,000</u>	<u>40,850</u>	<u>(4,150)</u>
Prior year cash appropriated	<u>176,884</u>	<u>176,884</u>		
Total revenue and budgeted cash	<u><u>221,884</u></u>	<u><u>221,884</u></u>		
EXPENDITURES:				
Current				
General Government	221,884	221,884	-	221,884
Public Safety	-	-	-	-
Highways and Streets	-	-	-	-
Health and Welfare	-	-	-	-
Culture and Recreation	-	-	-	-
Debt Service	-	-	-	-
Capital Outlay	-	-	-	-
Total Expenditures	<u>221,884</u>	<u>221,884</u>	<u>-</u>	<u>221,884</u>
Excess (deficiency) of revenues over (under) expenditures	<u>(176,884)</u>	<u>(176,884)</u>	<u>40,850</u>	<u>217,734</u>
Other financing sources (uses):				
Transfers in	-	-	-	-
Transfers (out)	-	-	-	-
Total other financing and uses	<u>-</u>	<u>-</u>	<u>-</u>	<u>-</u>
Net changes in fund balance	<u><u>\$ -</u></u>	<u><u>\$ -</u></u>	<u><u>40,850</u></u>	<u><u>\$ 217,734</u></u>
Current year receivables			-	
Prior year receivables			-	
Current year payables			-	
Prior year payables			-	
Net change in fund balance from Statement A-4 2/5 (GAAP)			<u><u>\$ 40,850</u></u>	

The accompanying notes are an integral part of these financial statements.

STATE OF NEW MEXICO
Rio Arriba County
Special Revenue Fund-RAC Fire/Rescue Assn. (2399)
Statement of Revenues, Expenditures and Changes
in Fund Balance - Budget (Non-GAAP Budgetary Basis) and Actual
For the Year Ended June 30, 2009

Statement B-14

	<u>Budgeted Amounts</u>			Variance
	<u>Original</u>	<u>Final</u>	<u>Actual</u>	<u>Favorable (Unfavorable)</u>
REVENUES:				
Taxes	\$ -	\$ -	\$ -	\$ -
Licenses and Permits	-	-	-	-
Intergovernmental Grants	-	-	-	-
Charges for Services	-	-	-	-
Interest on Investments	-	-	-	-
Interest and Penalties - Taxes	-	-	-	-
Miscellaneous	-	-	-	-
Total Revenues	<u>-</u>	<u>-</u>	<u>-</u>	<u>-</u>
Prior year cash appropriated	<u>258</u>	<u>258</u>		
Total revenue and budgeted cash	<u><u>258</u></u>	<u><u>258</u></u>		
EXPENDITURES:				
Current				
General Government	-	-	-	-
Public Safety	258	258	258	-
Highways and Streets	-	-	-	-
Health and Welfare	-	-	-	-
Culture and Recreation	-	-	-	-
Debt Service	-	-	-	-
Capital Outlay	-	-	-	-
Total Expenditures	<u>258</u>	<u>258</u>	<u>258</u>	<u>-</u>
Excess (deficiency) of revenues over (under) expenditures	<u>(258)</u>	<u>(258)</u>	<u>(258)</u>	<u>-</u>
Other financing sources (uses):				
Transfers in	-	-	-	-
Transfers (out)	-	-	-	-
Total other financing and uses	<u>-</u>	<u>-</u>	<u>-</u>	<u>-</u>
Net changes in fund balance	<u><u>\$ -</u></u>	<u><u>\$ -</u></u>	<u><u>(258)</u></u>	<u><u>\$ -</u></u>
Current year receivables			-	
Prior year receivables			-	
Current year payables			-	
Prior year payables			-	
Net change in fund balance from Statement A-4 2/5 (GAAP)			<u><u>\$ (258)</u></u>	

The accompanying notes are an integral part of these financial statements.

STATE OF NEW MEXICO
Rio Arriba County
Special Revenue Fund- DWI Grants
Statement of Revenues, Expenditures and Changes
in Fund Balance - Budget (Non-GAAP Budgetary Basis) and Actual
For the Year Ended June 30, 2009

Statement B-15

	<u>Budgeted Amounts</u>			Variance
	<u>Original</u>	<u>Final</u>	<u>Actual</u>	Favorable (Unfavorable)
REVENUES:				
Taxes	\$ -	\$ -	\$ -	\$ -
Licenses and Permits	-	-	-	-
Intergovernmental Grants	644,205	699,741	581,910	(117,831)
Charges for Services	-	-	-	-
Interest on Investments	-	-	-	-
Interest and Penalties - Taxes	-	-	-	-
Miscellaneous	75,289	75,454	75,453	(1)
Total Revenues	<u>719,494</u>	<u>775,195</u>	<u>657,363</u>	<u>(117,832)</u>
Prior year cash appropriated	7,142	-	-	-
Total revenue and budgeted cash	<u>726,636</u>	<u>775,195</u>	-	-
EXPENDITURES:				
Current				
General Government	-	-	-	-
Public Safety	628,881	673,083	652,236	20,847
Highways and Streets	-	-	-	-
Health and Welfare	-	-	-	-
Culture and Recreation	-	-	-	-
Debt Service	-	-	-	-
Capital Outlay	-	-	-	-
Total Expenditures	<u>628,881</u>	<u>673,083</u>	<u>652,236</u>	<u>20,847</u>
Excess (deficiency) of revenues over (under) expenditures	<u>90,613</u>	<u>102,112</u>	<u>5,127</u>	<u>(96,985)</u>
Other financing sources (uses):				
Transfers in	35,910	35,911	35,911	-
Transfers (out)	(6,957)	(6,957)	(6,957)	-
Total other financing and uses	<u>28,953</u>	<u>28,954</u>	<u>28,954</u>	<u>-</u>
Net changes in fund balance	<u>\$ 126,708</u>	<u>\$ 131,066</u>	<u>34,081</u>	<u>\$ (96,985)</u>
			105,138	
Current year receivables				
Prior year receivables				(201,997)
Current year payables				-
Prior year payables				1,000
			-	
Net change in fund balance from Statement A-4 2/5 (GAAP)				<u>\$ (61,778)</u>

The accompanying notes are an integral part of these financial statements.

STATE OF NEW MEXICO
Rio Arriba County
Special Revenue Fund- Fire Department
Statement of Revenues, Expenditures and Changes
in Fund Balance - Budget (Non-GAAP Budgetary Basis) and Actual
For the Year Ended June 30, 2009

Statement B-16

	<u>Budgeted Amounts</u>			Variance
	<u>Original</u>	<u>Final</u>	<u>Actual</u>	Favorable (Unfavorable)
REVENUES:				
Taxes	\$ -	\$ -	\$ -	\$ -
Licenses and Permits	-	-	-	-
Intergovernmental Grants	1,131,609	1,188,166	1,472,792	284,626
Charges for Services	-	-	-	-
Interest on Investments	-	-	-	-
Interest and Penalties - Taxes	-	-	-	-
Miscellaneous	-	24,089	24,101	12
Total Revenues	<u>1,131,609</u>	<u>1,212,255</u>	<u>1,496,893</u>	<u>284,638</u>
Prior year cash appropriated	<u>2,494,183</u>	<u>2,492,183</u>		
Total revenue and budgeted cash	<u><u>3,625,792</u></u>	<u><u>3,704,438</u></u>		
EXPENDITURES:				
Current				
General Government	-	-	-	-
Public Safety	3,442,918	3,691,910	2,486,070	1,205,839
Highways and Streets	-	-	-	-
Health and Welfare	-	-	-	-
Culture and Recreation	-	-	-	-
Debt Service	-	-	9,289	(9,289)
Capital Outlay	-	-	-	-
Total Expenditures	<u>3,442,918</u>	<u>3,691,910</u>	<u>2,495,359</u>	<u>1,196,550</u>
Excess (deficiency) of revenues over (under) expenditures	<u>(2,311,309)</u>	<u>(2,479,655)</u>	<u>(998,466)</u>	<u>1,481,189</u>
Other financing sources (uses):	-	-	-	
Transfers in	-	200,000	200,000	-
Transfers (out)	<u>(182,875)</u>	<u>(212,589)</u>	<u>(212,589)</u>	-
Total other financing and uses	<u>(182,875)</u>	<u>(12,589)</u>	<u>(12,589)</u>	-
Net changes in fund balance	<u><u>\$ -</u></u>	<u><u>\$ (61)</u></u>	<u><u>(1,011,055)</u></u>	<u><u>\$ 1,481,189</u></u>
Current year receivables			20,000	
Prior year receivables			-	
Current year payables			(7,145)	
Prior year payables			6,928	
Net change in fund balance from Statement A-4 2/5 (GAAP)			<u><u>\$ (991,272)</u></u>	

The accompanying notes are an integral part of these financial statements.

STATE OF NEW MEXICO
Rio Arriba County
Special Revenue Fund- EMS
Statement of Revenues, Expenditures and Changes
in Fund Balance - Budget (Non-GAAP Budgetary Basis) and Actual
For the Year Ended June 30, 2009

Statement B-17

	<u>Budgeted Amounts</u>		Actual	Variance
	<u>Original</u>	<u>Final</u>		Favorable (Unfavorable)
REVENUES:				
Taxes	\$ -	\$ -	\$ -	\$ -
Licenses and Permits	-	-	-	-
Intergovernmental Grants	120,174	112,414	112,414	-
Charges for Services	-	-	-	-
Interest on Investments	-	-	-	-
Interest and Penalties - Taxes	-	-	-	-
Miscellaneous	-	-	-	-
Total Revenues	<u>120,174</u>	<u>112,414</u>	<u>112,414</u>	<u>-</u>
Prior year cash appropriated	<u>136,624</u>	<u>136,624</u>		
Total revenue and budgeted cash	<u><u>256,798</u></u>	<u><u>249,038</u></u>		
EXPENDITURES:				
Current				
General Government	13,434	13,434	4,892	8,542
Public Safety	243,363	235,401	169,949	65,452
Highways and Streets	-	-	-	-
Health and Welfare	-	-	-	-
Culture and Recreation	-	-	-	-
Debt Service	-	-	-	-
Capital Outlay	-	-	-	-
Total Expenditures	<u>256,797</u>	<u>248,835</u>	<u>174,841</u>	<u>73,994</u>
Excess (deficiency) of revenues over (under) expenditures	<u>(136,623)</u>	<u>(136,421)</u>	<u>(62,425)</u>	<u>73,994</u>
Other financing sources (uses):	-	-	-	-
Transfers in	-	-	-	-
Transfers (out)	-	-	-	-
Total other financing and uses	<u>-</u>	<u>-</u>	<u>-</u>	<u>-</u>
Net changes in fund balance	<u><u>\$ -</u></u>	<u><u>\$ 201</u></u>	<u><u>(62,426)</u></u>	<u><u>\$ 73,994</u></u>
Current year receivables			-	
Prior year receivables			-	
Current year payables			-	
Prior year payables			1,048	
Net change in fund balance from Statement A-4 2/5 (GAAP)			<u><u>\$ (61,379)</u></u>	

The accompanying notes are an integral part of these financial statements.

STATE OF NEW MEXICO
Rio Arriba County
Special Revenue Fund-NMCC Outreach (2401)
Statement of Revenues, Expenditures and Changes
in Fund Balance - Budget (Non-GAAP Budgetary Basis) and Actual
For the Year Ended June 30, 2009

Statement B-18

	<u>Budgeted Amounts</u>			<u>Variance Favorable (Unfavorable)</u>
	<u>Original</u>	<u>Final</u>	<u>Actual</u>	
REVENUES:				
Taxes	\$ -	\$ -	\$ -	\$ -
Licenses and Permits	-	-	-	-
Intergovernmental Grants	60,000	-	-	-
Charges for Services	-	-	-	-
Interest on Investments	-	-	-	-
Interest and Penalties - Taxes	-	-	-	-
Miscellaneous	-	-	-	-
Total Revenues	60,000	-	-	-
Prior year cash appropriated	-	-		
Total revenue and budgeted cash	60,000	-		
 EXPENDITURES:				
Current				
General Government	60,000	-	-	-
Public Safety	-	-	-	-
Highways and Streets	-	-	-	-
Health and Welfare	-	-	-	-
Culture and Recreation	-	-	-	-
Debt Service	-	-	-	-
Capital Outlay	-	-	-	-
Total Expenditures	60,000	-	-	-
Excess (deficiency) of revenues over (under) expenditures	-	-	-	-
Other financing sources (uses):				
Transfers in	-	-	-	-
Transfers (out)	-	-	-	-
Total other financing and uses	-	-	-	-
Net changes in fund balance	\$ -	\$ -	-	\$ -
 Current year receivables			-	
Prior year receivables			-	
Current year payables			-	
Prior year payables			-	
 Net change in fund balance from Statement A-4 2/5 (GAAP)			\$ -	

The accompanying notes are an integral part of these financial statements.

STATE OF NEW MEXICO
Rio Arriba County
Special Revenue Fund-New Mexico State Library (2402)
Statement of Revenues, Expenditures and Changes
in Fund Balance - Budget (Non-GAAP Budgetary Basis) and Actual
For the Year Ended June 30, 2009

Statement B-19

	<u>Budgeted Amounts</u>			Variance
	<u>Original</u>	<u>Final</u>	<u>Actual</u>	Favorable (Unfavorable)
REVENUES:				
Taxes	\$ -	\$ -	\$ -	\$ -
Licenses and Permits	-	-	-	-
Intergovernmental Grants	19,934	53,251	9,781	(43,470)
Charges for Services	-	-	-	-
Interest on Investments	-	-	-	-
Interest and Penalties - Taxes	-	-	-	-
Miscellaneous	-	-	-	-
Total Revenues	<u>19,934</u>	<u>53,251</u>	<u>9,781</u>	<u>(43,470)</u>
Prior year cash appropriated	-	-	-	-
Total revenue and budgeted cash	<u>19,934</u>	<u>53,251</u>		
EXPENDITURES:				
Current				
General Government	15,742	49,058	8,607	40,451
Public Safety	-	-	-	-
Highways and Streets	-	-	-	-
Health and Welfare	-	-	-	-
Culture and Recreation	-	-	-	-
Debt Service	-	-	-	-
Capital Outlay	-	-	-	-
Total Expenditures	<u>15,742</u>	<u>49,058</u>	<u>8,607</u>	<u>40,451</u>
Excess (deficiency) of revenues over (under) expenditures	<u>4,192</u>	<u>4,193</u>	<u>1,174</u>	<u>(3,019)</u>
Other financing sources (uses):				
Transfers in	-	-	-	-
Transfers (out)	-	-	-	-
Total other financing and uses	<u>-</u>	<u>-</u>	<u>-</u>	<u>-</u>
Net changes in fund balance	<u>\$ 4,192</u>	<u>\$ 4,193</u>	<u>1,174</u>	<u>\$ (3,019)</u>
			3,093	
Current year receivables				
Prior year receivables				(4,192)
Current year payables				-
Prior year payables				-
Net change in fund balance from Statement A-4 2/5 (GAAP)			<u>\$ 75</u>	

The accompanying notes are an integral part of these financial statements.

STATE OF NEW MEXICO
Rio Arriba County
Special Revenue Fund-Forest Reserve Title III (2409)
Statement of Revenues, Expenditures and Changes
in Fund Balance - Budget (Non-GAAP Budgetary Basis) and Actual
For the Year Ended June 30, 2009

Statement B-20

	<u>Budgeted Amounts</u>			Variance
	<u>Original</u>	<u>Final</u>	<u>Actual</u>	Favorable (Unfavorable)
REVENUES:				
Taxes	\$ -	\$ -	\$ -	\$ -
Licenses and Permits	-	-	-	-
Intergovernmental Grants	38,000	203,970	203,970	-
Charges for Services	-	-	-	-
Interest on Investments	-	-	-	-
Interest and Penalties - Taxes	-	-	-	-
Miscellaneous	-	-	-	-
Total Revenues	<u>38,000</u>	<u>203,970</u>	<u>203,970</u>	<u>-</u>
Prior year cash appropriated	<u>22,103</u>	<u>-</u>		
Total revenue and budgeted cash	<u><u>60,103</u></u>	<u><u>203,970</u></u>		
EXPENDITURES:				
Current				
General Government	60,103	327,171	-	327,171
Public Safety	-	-	-	-
Highways and Streets	-	-	-	-
Health and Welfare	-	-	-	-
Culture and Recreation	-	-	-	-
Debt Service	-	-	-	-
Capital Outlay	-	-	-	-
Total Expenditures	<u>60,103</u>	<u>327,171</u>	<u>-</u>	<u>327,171</u>
Excess (deficiency) of revenues over (under) expenditures	<u>(22,103)</u>	<u>(123,201)</u>	<u>203,970</u>	<u>327,171</u>
Other financing sources (uses):				
Transfers in	-	267,068	267,068	-
Transfers (out)	-	-	-	-
Total other financing and uses	<u>-</u>	<u>267,068</u>	<u>267,068</u>	<u>-</u>
Net changes in fund balance	<u><u>\$ -</u></u>	<u><u>\$ 143,867</u></u>	<u><u>\$ 471,038</u></u>	<u><u>\$ 327,171</u></u>
Current year receivables			-	
Prior year receivables			-	
Current year payables			-	
Prior year payables			-	
Current year transfer in (out)			-	
Prior year transfer in (out)			-	
Deferred Revenue			-	
Net change in fund balance from Statement A-4 1/5 (GAAP)			<u><u>\$ 471,038</u></u>	

The accompanying notes are an integral part of these financial statements.

STATE OF NEW MEXICO
Rio Arriba County
Special Revenue Fund-Wildfire Risk Reduction Program (2410)
Statement of Revenues, Expenditures and Changes
in Fund Balance - Budget (Non-GAAP Budgetary Basis) and Actual
For the Year Ended June 30, 2009

Statement B-21

	<u>Budgeted Amounts</u>		Actual	Variance
	Original	Final		Favorable (Unfavorable)
REVENUES:				
Taxes	\$ -	\$ -	\$ -	\$ -
Licenses and Permits	-	-	-	-
Intergovernmental Grants	-	-	10,608	10,608
Charges for Services	-	-	-	-
Interest on Investments	-	-	-	-
Interest and Penalties - Taxes	-	-	-	-
Miscellaneous	-	-	-	-
Total Revenues	<u>-</u>	<u>-</u>	<u>10,608</u>	<u>10,608</u>
Prior year cash appropriated	<u>-</u>	<u>-</u>	<u>-</u>	<u>-</u>
Total revenue and budgeted cash	<u>-</u>	<u>-</u>	<u>-</u>	<u>-</u>
EXPENDITURES:				
Current				
General Government	-	-	-	-
Public Safety	-	-	-	-
Highways and Streets	-	-	-	-
Health and Welfare	-	-	-	-
Culture and Recreation	-	-	-	-
Debt Service	-	-	-	-
Capital Outlay	-	-	-	-
Total Expenditures	<u>-</u>	<u>-</u>	<u>-</u>	<u>-</u>
Excess (deficiency) of revenues over (under) expenditures	<u>-</u>	<u>-</u>	<u>10,608</u>	<u>10,608</u>
Other financing sources (uses):				
Transfers in	-	-	-	-
Transfers (out)	-	-	-	-
Total other financing and uses	<u>-</u>	<u>-</u>	<u>-</u>	<u>-</u>
Net changes in fund balance	<u>\$ -</u>	<u>\$ -</u>	<u>10,608</u>	<u>\$ 10,608</u>
Current year receivables			-	
Prior year receivables			(10,608)	
Current year payables			-	
Prior year payables			-	
Net change in fund balance from Statement A-4 3/5 (GAAP)			<u>\$ -</u>	

The accompanying notes are an integral part of these financial statements.

STATE OF NEW MEXICO
Rio Arriba County
Special Revenue Fund- Summer Food Program
Statement of Revenues, Expenditures and Changes
in Fund Balance - Budget (Non-GAAP Budgetary Basis) and Actual
For the Year Ended June 30, 2009

Statement B-22

	<u>Budgeted Amounts</u>			Variance
	<u>Original</u>	<u>Final</u>	<u>Actual</u>	Favorable (Unfavorable)
REVENUES:				
Taxes	\$ -	\$ -	\$ -	\$ -
Licenses and Permits	-	-	-	-
Intergovernmental Grants	53,800	150,952	71,838	(79,114)
Charges for Services	-	-	-	-
Interest on Investments	-	-	-	-
Interest and Penalties - Taxes	-	-	-	-
Miscellaneous	-	-	-	-
Total Revenues	<u>53,800</u>	<u>150,952</u>	<u>71,838</u>	<u>(79,114)</u>
Prior year cash appropriated	785	-		
Total revenue and budgeted cash	<u>54,585</u>	<u>150,952</u>		
EXPENDITURES:				
Current				
General Government	-	-	-	-
Public Safety	-	-	-	-
Highways and Streets	-	-	-	-
Health and Welfare	-	-	-	-
Culture and Recreation	41,711	131,074	71,640	59,434
Debt Service	-	-	-	-
Capital Outlay	-	-	-	-
Total Expenditures	<u>41,711</u>	<u>131,074</u>	<u>71,640</u>	<u>59,434</u>
Excess (deficiency) of revenues over (under) expenditures	<u>12,089</u>	<u>19,878</u>	<u>198</u>	<u>(19,680)</u>
Other financing sources (uses):				
Transfers in	-	-	-	-
Transfers (out)	(785)	-	(785)	(785)
Total other financing and uses	<u>(785)</u>	<u>-</u>	<u>(785)</u>	<u>(785)</u>
Net changes in fund balance	<u>\$ 12,089</u>	<u>\$ 19,878</u>	<u>(587)</u>	<u>\$ (20,465)</u>
Current year receivables			53,921	
Prior year receivables			(62,732)	
Current year payables			(423)	
Prior year payables			625	
Net change in fund balance from Statement A-4 3/5 (GAAP)			<u>\$ (9,197)</u>	

The accompanying notes are an integral part of these financial statements.

STATE OF NEW MEXICO
Rio Arriba County
Special Revenue Fund - SCAAP (2426)
Statement of Revenues, Expenditures and Changes
in Fund Balance - Budget (Non-GAAP Budgetary Basis) and Actual
For the Year Ended June 30, 2009

Statement B-23

	<u>Budgeted Amounts</u>		Actual	Variance Favorable (Unfavorable)
	Original	Final		
REVENUES:				
Taxes	\$ -	\$ -	\$ -	\$ -
Licenses and Permits	-	-	-	-
Intergovernmental Grants	-	29,696	29,696	-
Charges for Services	-	-	-	-
Interest on Investments	-	-	-	-
Interest and Penalties - Taxes	-	-	-	-
Miscellaneous	-	-	-	-
Total Revenues	-	29,696	29,696	-
Prior year cash appropriated	11,123	11,123		
Total revenue and budgeted cash	<u>11,123</u>	<u>40,819</u>		
EXPENDITURES:				
Current				
General Government	-	-	-	-
Public Safety	-	-	-	-
Highways and Streets	11,123	40,819	40,819	-
Health and Welfare	-	-	-	-
Culture and Recreation	-	-	-	-
Debt Service	-	-	-	-
Capital Outlay	-	-	-	-
Total Expenditures	<u>11,123</u>	<u>40,819</u>	<u>40,819</u>	-
Excess (deficiency) of revenues over (under) expenditures	<u>(11,123)</u>	<u>(11,123)</u>	<u>(11,123)</u>	-
Other financing sources (uses):				
Transfers in	-	-	-	-
Transfers (out)	-	-	-	-
Total other financing and uses	-	-	-	-
Net changes in fund balance	<u>\$ -</u>	<u>\$ -</u>	<u>(11,123)</u>	<u>\$ -</u>
Current year receivables			-	
Prior year receivables			-	
Current year payables			-	
Prior year payables			-	
Net change in fund balance from Statement A-4 3/5 (GAAP)			<u>\$ (11,123)</u>	

The accompanying notes are an integral part of these financial statements.

STATE OF NEW MEXICO
Rio Arriba County
Special Revenue Funds- Local Law Enforcement Block Grants
Statement of Revenues, Expenditures and Changes
in Fund Balance - Budget (Non-GAAP Budgetary Basis) and Actual
For the Year Ended June 30, 2009

Statement B-24

	<u>Budgeted Amounts</u>			Variance Favorable (Unfavorable)
	<u>Original</u>	<u>Final</u>	<u>Actual</u>	
REVENUES:				
Taxes	\$ -	\$ -	\$ -	\$ -
Licenses and Permits	-	-	-	-
Intergovernmental Grants	24,000	74,500	19,813	(54,687)
Charges for Services	-	-	-	-
Interest on Investments	-	-	-	-
Interest and Penalties - Taxes	-	-	-	-
Miscellaneous	-	-	-	-
Total Revenues	\$ 24,000	\$ 74,500	19,813	(54,687)
Prior year cash appropriated	25,019	25,019		
Total revenue and budgeted cash	49,019	99,519		
EXPENDITURES:				
Current				
General Government	-	-	-	-
Public Safety	43,588	94,086	43,576	50,510
Highways and Streets	-	-	-	-
Health and Welfare	-	-	-	-
Culture and Recreation	-	-	-	-
Debt Service	-	-	-	-
Capital Outlay	-	-	-	-
Total Expenditures	43,588	94,086	43,576	50,510
Excess (deficiency) of revenues over (under) expenditures	(19,588)	(19,586)	(23,763)	(4,177)
Other financing sources (uses):				
Transfers in	-	-	-	-
Transfers (out)	-	-	-	-
Total other financing and uses	-	-	-	-
Net changes in fund balance	\$ 5,431	\$ 5,433	(23,763)	\$ (4,177)
Current year receivables			6,773	
Prior year receivables			(5,432)	
Current year payables			-	
Prior year payables			-	
Net change in fund balance from Statement A-4 3/5 (GAAP)			22,423	

The accompanying notes are an integral part of these financial statements.

STATE OF NEW MEXICO
Rio Arriba County
Special Revenue Funds- Department Of Transportation Check Points
Statement of Revenues, Expenditures and Changes
in Fund Balance - Budget (Non-GAAP Budgetary Basis) and Actual
For the Year Ended June 30, 2009

Statement B-25

	<u>Budgeted Amounts</u>			Variance
	Original	Final	Actual	Favorable (Unfavorable)
REVENUES:				
Taxes	\$ -	\$ -	\$ -	\$ -
Licenses and Permits	-	-	-	-
Intergovernmental Grants	291,483	577,409	213,818	(363,591)
Charges for Services	-	-	-	-
Interest on Investments	-	-	-	-
Interest and Penalties - Taxes	-	-	-	-
Miscellaneous	-	-	-	-
Total Revenues	<u>291,483</u>	<u>577,409</u>	<u>213,818</u>	<u>(363,591)</u>
Prior year cash appropriated	-	-		
Total revenue and budgeted cash	<u>291,483</u>	<u>577,409</u>		
EXPENDITURES:				
Current				
General Government	-	-	-	-
Public Safety	183,332	469,257	259,561	209,697
Highways and Streets	-	-	-	-
Health and Welfare	-	-	-	-
Culture and Recreation	-	-	-	-
Debt Service	-	-	-	-
Capital Outlay	-	-	-	-
Total Expenditures	<u>183,332</u>	<u>469,257</u>	<u>259,561</u>	<u>209,697</u>
Excess (deficiency) of revenues over (under) expenditures	<u>108,151</u>	<u>108,152</u>	<u>(45,743)</u>	<u>(153,894)</u>
Other financing sources (uses):	-	-	-	-
Transfers in	-	-	-	-
Transfers (out)	-	-	-	-
Total other financing and uses	-	-	-	-
Net changes in fund balance	<u>\$ 108,151</u>	<u>\$ 108,152</u>	<u>(45,743)</u>	<u>\$ (153,894)</u>
Current year receivables			159,244	
Prior year receivables			(108,151)	
Current year payables			-	
Prior year payables			-	
Net change in fund balance from Statement A-4 3/5 (GAAP)			<u>\$ 5,350</u>	

The accompanying notes are an integral part of these financial statements.

STATE OF NEW MEXICO
Rio Arriba County
Special Revenue Funds- Water Study Grant
Statement of Revenues, Expenditures and Changes
in Fund Balance - Budget (Non-GAAP Budgetary Basis) and Actual
For the Year Ended June 30, 2009

Statement B-26

	<u>Budgeted Amounts</u>		Actual	Variance
	Original	Final		Favorable (Unfavorable)
REVENUES:				
Taxes	\$ -	\$ -	\$ -	\$ -
Licenses and Permits	-	-	-	-
Intergovernmental Grants	-	150,000	-	(150,000)
Charges for Services	-	-	-	-
Interest on Investments	-	-	-	-
Interest and Penalties - Taxes	-	-	-	-
Miscellaneous	-	65,000	-	(65,000)
Total Revenues	<u>-</u>	<u>215,000</u>	<u>-</u>	<u>(215,000)</u>
Prior year cash appropriated	9,835	9,835		
Total revenue and budgeted cash	<u>9,835</u>	<u>224,835</u>		
EXPENDITURES:				
Current				
General Government	9,835	9,835	9,835	-
Public Safety	-	-	-	-
Highways and Streets	-	-	-	-
Health and Welfare	-	215,000	-	215,000
Culture and Recreation	-	-	-	-
Debt Service	-	-	-	-
Capital Outlay	-	-	-	-
Total Expenditures	<u>9,835</u>	<u>224,835</u>	<u>9,835</u>	<u>215,000</u>
Excess (deficiency) of revenues over (under) expenditures	<u>(9,835)</u>	<u>(9,835)</u>	<u>(9,835)</u>	<u>-</u>
Other financing sources (uses):				
Transfers in	-	-	-	-
Transfers (out)	-	-	-	-
Total other financing and uses	<u>-</u>	<u>-</u>	<u>-</u>	<u>-</u>
Net changes in fund balance	<u>\$ -</u>	<u>\$ -</u>	<u>(9,835)</u>	<u>\$ -</u>
Current year receivables			-	
Prior year receivables			-	
Current year payables			-	
Prior year payables			-	
Net change in fund balance from Statement A-4 3/5 (GAAP)			<u>\$ (9,835)</u>	

The accompanying notes are an integral part of these financial statements.

STATE OF NEW MEXICO
Rio Arriba County
Special Revenue Fund-NCCBS (2466)
Statement of Revenues, Expenditures and Changes
in Fund Balance - Budget (Non-GAAP Budgetary Basis) and Actual
For the Year Ended June 30, 2009

Statement B-27

	<u>Budgeted Amounts</u>		Actual	Variance Favorable (Unfavorable)
	Original	Final		
REVENUES:				
Taxes	\$ -	\$ -	\$ -	\$ -
Licenses and Permits	-	-	-	-
Intergovernmental Grants	-	-	-	-
Charges for Services	-	-	-	-
Interest on Investments	-	-	-	-
Interest and Penalties - Taxes	-	-	-	-
Miscellaneous	-	5,000	5,000	-
Total Revenues	<u>-</u>	<u>5,000</u>	<u>5,000</u>	<u>-</u>
Prior year cash appropriated	-	-		
Total revenue and budgeted cash	<u>-</u>	<u>5,000</u>		
EXPENDITURES:				
Current				
General Government	-	-	-	-
Public Safety	-	5,000	-	5,000
Highways and Streets	-	-	-	-
Health and Welfare	-	-	-	-
Culture and Recreation	-	-	-	-
Debt Service	-	-	-	-
Capital Outlay	-	-	-	-
Total Expenditures	<u>-</u>	<u>5,000</u>	<u>-</u>	<u>5,000</u>
Excess (deficiency) of revenues over (under) expenditures	<u>-</u>	<u>-</u>	<u>5,000</u>	<u>5,000</u>
Other financing sources (uses):				
Transfers in	-	-	-	-
Transfers (out)	-	-	-	-
Total other financing and uses	<u>-</u>	<u>-</u>	<u>-</u>	<u>-</u>
Net changes in fund balance	<u>\$ -</u>	<u>\$ -</u>	<u>5,000</u>	<u>\$ 5,000</u>
Current year receivables			-	
Prior year receivables			-	
Current year payables			-	
Prior year payables			-	
Net change in fund balance from Statement A-4 3/5 (GAAP)			<u>\$ 5,000</u>	

The accompanying notes are an integral part of these financial statements.

STATE OF NEW MEXICO
Rio Arriba County
Special Revenue Fund- CEM 2005-GE-T5-0012 RAC (2476)
Statement of Revenues, Expenditures and Changes
in Fund Balance - Budget (Non-GAAP Budgetary Basis) and Actual
For the Year Ended June 30, 2009

Statement B-28

	<u>Budgeted Amounts</u>			Variance
	<u>Original</u>	<u>Final</u>	<u>Actual</u>	Favorable (Unfavorable)
REVENUES:				
Taxes	\$ -	\$ -	\$ -	\$ -
Licenses and Permits	-	-	-	-
Intergovernmental Grants	249,193	154,884	91,420	(63,464)
Charges for Services	-	-	-	-
Interest on Investments	-	-	-	-
Interest and Penalties - Taxes	-	-	-	-
Miscellaneous	-	-	-	-
Total Revenues	<u>249,193</u>	<u>154,884</u>	<u>91,420</u>	<u>(63,464)</u>
Prior year cash appropriated	-	-		
Total revenue and budgeted cash	<u>249,193</u>	<u>154,884</u>		
EXPENDITURES:				
Current				
General Government	-	-	-	-
Public Safety	135,927	63,463	36,502	26,961
Highways and Streets	-	-	-	-
Health and Welfare	-	-	-	-
Culture and Recreation	-	-	-	-
Debt Service	-	-	-	-
Capital Outlay	-	-	-	-
Total Expenditures	<u>135,927</u>	<u>63,463</u>	<u>36,502</u>	<u>26,961</u>
Excess (deficiency) of revenues over (under) expenditures	<u>113,266</u>	<u>91,421</u>	<u>54,918</u>	<u>(36,503)</u>
Other financing sources (uses):				
Transfers in	1	1	21,846	21,845
Transfers (out)	-	-	-	-
Total other financing and uses	<u>1</u>	<u>1</u>	<u>21,846</u>	<u>21,845</u>
Net changes in fund balance	<u>\$ 113,267</u>	<u>\$ 91,422</u>	<u>76,764</u>	<u>\$ (14,658)</u>
			36,502	
Current year receivables				
Prior year receivables				(91,420)
Current year payables				-
Prior year payables				-
Net change in fund balance from Statement A-4 3/5 (GAAP)			<u>\$ 21,846</u>	

The accompanying notes are an integral part of these financial statements.

STATE OF NEW MEXICO
Rio Arriba County
Special Revenue Fund-CYFD #06-690-7000-7040 (2478)
Statement of Revenues, Expenditures and Changes
in Fund Balance - Budget (Non-GAAP Budgetary Basis) and Actual
For the Year Ended June 30, 2009

Statement B-29

	<u>Budgeted Amounts</u>			Variance Favorable (Unfavorable)
	<u>Original</u>	<u>Final</u>	<u>Actual</u>	
REVENUES:				
Taxes	\$ -	\$ -	\$ -	\$ -
Licenses and Permits	-	-	-	-
Intergovernmental Grants	-	-	-	-
Charges for Services	-	-	-	-
Interest on Investments	-	-	-	-
Interest and Penalties - Taxes	-	-	-	-
Miscellaneous	-	-	-	-
Total Revenues	<u>-</u>	<u>-</u>	<u>-</u>	<u>-</u>
Prior year cash appropriated	<u>20,400</u>	<u>20,400</u>		
Total revenue and budgeted cash	<u><u>20,400</u></u>	<u><u>20,400</u></u>		
EXPENDITURES:				
Current				
General Government	-	-	-	-
Public Safety	-	-	-	-
Highways and Streets	-	-	-	-
Health and Welfare	20,400	-	-	-
Culture and Recreation	-	-	-	-
Debt Service	-	-	-	-
Capital Outlay	-	-	-	-
Total Expenditures	<u>20,400</u>	<u>-</u>	<u>-</u>	<u>-</u>
Excess (deficiency) of revenues over (under) expenditures	<u>(20,400)</u>	<u>-</u>	<u>-</u>	<u>-</u>
Other financing sources (uses):				
Transfers in	-	-	-	-
Transfers (out)	-	(20,400)	(20,400)	-
Total other financing and uses	<u>-</u>	<u>(20,400)</u>	<u>(20,400)</u>	<u>-</u>
Net changes in fund balance	<u><u>\$ -</u></u>	<u><u>\$ -</u></u>	<u><u>(20,400)</u></u>	<u><u>\$ -</u></u>
Current year receivables			-	
Prior year receivables			-	
Current year payables			-	
Prior year payables			-	
Net change in fund balance from Statement A-4 3/5 (GAAP)			<u><u>\$ (20,400)</u></u>	

The accompanying notes are an integral part of these financial statements.

STATE OF NEW MEXICO
Rio Arriba County
Special Revenue Fund-DOH CHI CNS 08-655-0200-0077-A1 (2482)
Statement of Revenues, Expenditures and Changes
in Fund Balance - Budget (Non-GAAP Budgetary Basis) and Actual
For the Year Ended June 30, 2009

Statement B-30

	<u>Budgeted Amounts</u>			Variance
	<u>Original</u>	<u>Final</u>	<u>Actual</u>	Favorable (Unfavorable)
REVENUES:				
Taxes	\$ -	\$ -	\$ -	\$ -
Licenses and Permits	-	-	-	-
Intergovernmental Grants	-	26,200	5,817	(20,383)
Charges for Services	-	-	-	-
Interest on Investments	-	-	-	-
Interest and Penalties - Taxes	-	-	-	-
Miscellaneous	-	-	-	-
Total Revenues	<u>-</u>	<u>26,200</u>	<u>5,817</u>	<u>(20,383)</u>
Prior year cash appropriated	-	-		
Total revenue and budgeted cash	<u>-</u>	<u>26,200</u>		
EXPENDITURES:				
Current				
General Government	-	-	-	-
Public Safety	-	-	-	-
Highways and Streets	-	-	-	-
Health and Welfare	-	26,200	26,200	-
Culture and Recreation	-	-	-	-
Debt Service	-	-	-	-
Capital Outlay	-	-	-	-
Total Expenditures	<u>-</u>	<u>26,200</u>	<u>26,200</u>	<u>-</u>
Excess (deficiency) of revenues over (under) expenditures	<u>-</u>	<u>-</u>	<u>(20,383)</u>	<u>(20,383)</u>
Other financing sources (uses):				
Transfers in	-	-	-	-
Transfers (out)	-	-	-	-
Total other financing and uses	<u>-</u>	<u>-</u>	<u>-</u>	<u>-</u>
Net changes in fund balance	<u>\$ -</u>	<u>\$ -</u>	<u>(20,383)</u>	<u>\$ (20,383)</u>
Current year receivables			20,383	
Prior year receivables			-	
Current year payables			-	
Prior year payables			-	
Net change in fund balance from Statement A-4 3/5 (GAAP)			<u>\$ -</u>	

The accompanying notes are an integral part of these financial statements.

STATE OF NEW MEXICO
Rio Arriba County
Special Revenue Fund-Maternal/Child Health (2484)
Statement of Revenues, Expenditures and Changes
in Fund Balance - Budget (Non-GAAP Budgetary Basis) and Actual
For the Year Ended June 30, 2009

Statement B-31

	<u>Budgeted Amounts</u>			Variance
	<u>Original</u>	<u>Final</u>	<u>Actual</u>	Favorable (Unfavorable)
REVENUES:				
Taxes	\$ -	\$ -	\$ -	\$ -
Licenses and Permits	-	-	-	-
Intergovernmental Grants	-	-	-	-
Charges for Services	-	-	-	-
Interest on Investments	-	-	-	-
Interest and Penalties - Taxes	-	-	-	-
Miscellaneous	-	-	-	-
Total Revenues	<u>-</u>	<u>-</u>	<u>-</u>	<u>-</u>
Prior year cash appropriated	<u>470</u>	<u>470</u>		
Total revenue and budgeted cash	<u><u>470</u></u>	<u><u>470</u></u>		
EXPENDITURES:				
Current				
General Government	-	-	-	-
Public Safety	-	-	-	-
Highways and Streets	-	-	-	-
Health and Welfare	470	470	-	470
Culture and Recreation	-	-	-	-
Debt Service	-	-	-	-
Capital Outlay	-	-	-	-
Total Expenditures	<u>470</u>	<u>470</u>	<u>-</u>	<u>470</u>
Excess (deficiency) of revenues over (under) expenditures	<u>(470)</u>	<u>(470)</u>	<u>-</u>	<u>470</u>
Other financing sources (uses):				
Transfers in	-	-	-	-
Transfers (out)	-	-	-	-
Total other financing and uses	<u>-</u>	<u>-</u>	<u>-</u>	<u>-</u>
Net changes in fund balance	<u><u>\$ -</u></u>	<u><u>\$ -</u></u>	<u><u>-</u></u>	<u><u>\$ 470</u></u>
Current year receivables			-	
Prior year receivables			-	
Current year payables			-	
Prior year payables			-	
Net change in fund balance from Statement A-4 4/5 (GAAP)			<u><u>\$ -</u></u>	

The accompanying notes are an integral part of these financial statements.

STATE OF NEW MEXICO
Rio Arriba County
Special Revenue Fund-NM Hospital Association (2485)
Statement of Revenues, Expenditures and Changes
in Fund Balance - Budget (Non-GAAP Budgetary Basis) and Actual
For the Year Ended June 30, 2009

Statement B-32

	<u>Budgeted Amounts</u>			Variance
	<u>Original</u>	<u>Final</u>	<u>Actual</u>	Favorable (Unfavorable)
REVENUES:				
Taxes	\$ -	\$ -	\$ -	\$ -
Licenses and Permits	-	-	-	-
Intergovernmental Grants	-	-	-	-
Charges for Services	-	-	-	-
Interest on Investments	-	-	-	-
Interest and Penalties - Taxes	-	-	-	-
Miscellaneous	-	-	-	-
Total Revenues	<u>-</u>	<u>-</u>	<u>-</u>	<u>-</u>
Prior year cash appropriated	<u>6,800</u>	<u>6,800</u>		
Total revenue and budgeted cash	<u><u>6,800</u></u>	<u><u>6,800</u></u>		
EXPENDITURES:				
Current				
General Government	-	-	-	-
Public Safety	-	-	-	-
Highways and Streets	-	-	-	-
Health and Welfare	6,800	6,800	6,800	-
Culture and Recreation	-	-	-	-
Debt Service	-	-	-	-
Capital Outlay	-	-	-	-
Total Expenditures	<u>6,800</u>	<u>6,800</u>	<u>6,800</u>	<u>-</u>
Excess (deficiency) of revenues over (under) expenditures	<u>(6,800)</u>	<u>(6,800)</u>	<u>(6,800)</u>	<u>-</u>
Other financing sources (uses):				
Transfers in	-	-	-	-
Transfers (out)	-	-	-	-
Total other financing and uses	<u>-</u>	<u>-</u>	<u>-</u>	<u>-</u>
Net changes in fund balance	<u><u>\$ -</u></u>	<u><u>\$ -</u></u>	<u><u>(6,800)</u></u>	<u><u>\$ -</u></u>
Current year receivables			-	
Prior year receivables			-	
Current year payables			-	
Prior year payables			-	
Net change in fund balance from Statement A-4 4/5 (GAAP)			<u><u>\$ (6,800)</u></u>	

The accompanying notes are an integral part of these financial statements.

STATE OF NEW MEXICO
Rio Arriba County
Special Revenue Fund-DOH CHI CNSL 04.665.42 (2486)
Statement of Revenues, Expenditures and Changes
in Fund Balance - Budget (Non-GAAP Budgetary Basis) and Actual
For the Year Ended June 30, 2009

Statement B-33

	<u>Budgeted Amounts</u>			Variance Favorable (Unfavorable)
	<u>Original</u>	<u>Final</u>	<u>Actual</u>	
REVENUES:				
Taxes	\$ -	\$ -	\$ -	\$ -
Licenses and Permits	-	-	-	-
Intergovernmental Grants	4,721	37,551	47,517	9,966
Charges for Services	-	-	-	-
Interest on Investments	-	-	-	-
Interest and Penalties - Taxes	-	-	-	-
Miscellaneous	-	-	-	-
Total Revenues	<u>4,721</u>	<u>37,551</u>	<u>47,517</u>	<u>9,966</u>
Prior year cash appropriated	-	-		
Total revenue and budgeted cash	<u>4,721</u>	<u>37,551</u>		
EXPENDITURES:				
Current				
General Government	-	-	-	-
Public Safety	-	-	-	-
Highways and Streets	-	-	-	-
Health and Welfare	-	32,830	32,828	2
Culture and Recreation	-	-	-	-
Debt Service	-	-	-	-
Capital Outlay	-	-	-	-
Total Expenditures	<u>-</u>	<u>32,830</u>	<u>32,828</u>	<u>2</u>
Excess (deficiency) of revenues over (under) expenditures	<u>4,721</u>	<u>4,721</u>	<u>14,689</u>	<u>9,968</u>
Other financing sources (uses):				
Transfers in	-	-	-	-
Transfers (out)	-	-	-	-
Total other financing and uses	<u>-</u>	<u>-</u>	<u>-</u>	<u>-</u>
Net changes in fund balance	<u>\$ 4,721</u>	<u>\$ 4,721</u>	<u>14,689</u>	<u>\$ 9,968</u>
Current year receivables			-	
Prior year receivables			(4,721)	
Current year payables			-	
Prior year payables			5,630	
Net change in fund balance from Statement A-4 4/5 (GAAP)			<u>\$ 15,598</u>	

The accompanying notes are an integral part of these financial statements.

STATE OF NEW MEXICO
Rio Arriba County
Special Revenue Fund- Region 2 Behavioral Health/Value Options (2487)
Statement of Revenues, Expenditures and Changes
in Fund Balance - Budget (Non-GAAP Budgetary Basis) and Actual
For the Year Ended June 30, 2009

Statement B-34

	<u>Budgeted Amounts</u>			Variance
	<u>Original</u>	<u>Final</u>	<u>Actual</u>	Favorable (Unfavorable)
REVENUES:				
Taxes	\$ -	\$ -	\$ -	\$ -
Licenses and Permits	-	-	-	-
Intergovernmental Grants	-	-	12,698	12,698
Charges for Services	-	-	-	-
Interest on Investments	-	-	-	-
Interest and Penalties - Taxes	-	-	-	-
Miscellaneous	-	-	-	-
Total Revenues	<u>-</u>	<u>-</u>	<u>12,698</u>	<u>12,698</u>
Prior year cash appropriated	<u>-</u>	<u>-</u>	<u>-</u>	<u>-</u>
Total revenue and budgeted cash	<u><u>-</u></u>	<u><u>-</u></u>	<u><u>-</u></u>	<u><u>-</u></u>
EXPENDITURES:				
Current				
General Government				-
Public Safety	-	-	-	-
Highways and Streets	-	-	-	-
Health and Welfare	-	-	-	-
Culture and Recreation	-	-	-	-
Debt Service	-	-	-	-
Capital Outlay	-	-	-	-
Total Expenditures	<u>-</u>	<u>-</u>	<u>-</u>	<u>-</u>
Excess (deficiency) of revenues over (under) expenditures	<u>-</u>	<u>-</u>	<u>12,698</u>	<u>12,698</u>
Other financing sources (uses):				
Transfers in	-	-	-	-
Transfers (out)	-	-	-	-
Total other financing and uses	<u>-</u>	<u>-</u>	<u>-</u>	<u>-</u>
Net changes in fund balance	<u><u>\$ -</u></u>	<u><u>\$ -</u></u>	<u><u>12,698</u></u>	<u><u>\$ 12,698</u></u>
Current year receivables			-	
Prior year receivables			(12,698)	
Current year payables			-	
Prior year payables			-	
Net change in fund balance from Statement A-4 4/5 (GAAP)			<u><u>\$ -</u></u>	

The accompanying notes are an integral part of these financial statements.

STATE OF NEW MEXICO
Rio Arriba County
Special Revenue Fund-Region 2-TCA Program-Value Options (2488)
Statement of Revenues, Expenditures and Changes
in Fund Balance - Budget (Non-GAAP Budgetary Basis) and Actual
For the Year Ended June 30, 2009

Statement B-35

	<u>Budgeted Amounts</u>		<u>Actual</u>	<u>Variance</u>
	<u>Original</u>	<u>Final</u>		<u>Favorable (Unfavorable)</u>
REVENUES:				
Taxes	\$ -	\$ -	\$ -	\$ -
Licenses and Permits	-	-	-	-
Intergovernmental Grants	80,000	80,000	65,792	(14,208)
Charges for Services	-	-	-	-
Interest on Investments	-	-	-	-
Interest and Penalties - Taxes	-	-	-	-
Miscellaneous	-	-	-	-
Total Revenues	<u>80,000</u>	<u>80,000</u>	<u>65,792</u>	<u>(14,208)</u>
Prior year cash appropriated	<u>9,817</u>	<u>9,817</u>		
Total revenue and budgeted cash	<u>89,817</u>	<u>89,817</u>		
EXPENDITURES:				
Current				
General Government	-	-	-	-
Public Safety	-	-	-	-
Highways and Streets	-	-	-	-
Health and Welfare	89,817	89,817	82,928	6,889
Culture and Recreation	-	-	-	-
Debt Service	-	-	-	-
Capital Outlay	-	-	-	-
Total Expenditures	<u>89,817</u>	<u>89,817</u>	<u>82,928</u>	<u>6,889</u>
Excess (deficiency) of revenues over (under) expenditures	<u>(9,817)</u>	<u>(9,817)</u>	<u>(17,136)</u>	<u>(7,319)</u>
Other financing sources (uses):				
Transfers in	-	-	-	-
Transfers (out)	-	-	-	-
Total other financing and uses	<u>-</u>	<u>-</u>	<u>-</u>	<u>-</u>
Net changes in fund balance	<u>\$ -</u>	<u>\$ -</u>	<u>(17,136)</u>	<u>\$ (7,319)</u>
Current year receivables			15,833	
Prior year receivables			-	
Current year payables			-	
Prior year payables			-	
Net change in fund balance from Statement A-4 4/5 (GAAP)			<u>\$ (1,303)</u>	

The accompanying notes are an integral part of these financial statements.

STATE OF NEW MEXICO
Rio Arriba County
Special Revenue Fund-Value Options (2489)
Statement of Revenues, Expenditures and Changes
in Fund Balance - Budget (Non-GAAP Budgetary Basis) and Actual
For the Year Ended June 30, 2009

Statement B-36

	<u>Budgeted Amounts</u>			Variance
	<u>Original</u>	<u>Final</u>	<u>Actual</u>	Favorable (Unfavorable)
REVENUES:				
Taxes	\$ -	\$ -	\$ -	\$ -
Licenses and Permits	-	-	-	-
Intergovernmental Grants	152,377	145,977	136,784	(9,193)
Charges for Services	-	-	-	-
Interest on Investments	-	-	-	-
Interest and Penalties - Taxes	-	-	-	-
Miscellaneous	-	-	-	-
Total Revenues	<u>152,377</u>	<u>145,977</u>	<u>136,784</u>	<u>(9,193)</u>
Prior year cash appropriated	-	-		
Total revenue and budgeted cash	<u>152,377</u>	<u>145,977</u>		
EXPENDITURES:				
Current				
General Government	-	-	-	-
Public Safety	-	-	-	-
Highways and Streets	-	-	-	-
Health and Welfare	152,377	145,977	142,513	3,464
Culture and Recreation	-	-	-	-
Debt Service	-	-	-	-
Capital Outlay	-	-	-	-
Total Expenditures	<u>152,377</u>	<u>145,977</u>	<u>142,513</u>	<u>3,464</u>
Excess (deficiency) of revenues over (under) expenditures	<u>-</u>	<u>-</u>	<u>(5,729)</u>	<u>(5,729)</u>
Other financing sources (uses):				
Transfers in	-	-	-	-
Transfers (out)	-	-	-	-
Total other financing and uses	<u>-</u>	<u>-</u>	<u>-</u>	<u>-</u>
Net changes in fund balance	<u>\$ -</u>	<u>\$ -</u>	<u>(5,729)</u>	<u>\$ (5,729)</u>
Current year receivables			12,444	
Prior year receivables			-	
Current year payables			-	
Prior year payables			-	
Net change in fund balance from Statement A-4 4/5 (GAAP)			<u>\$ 6,715</u>	

The accompanying notes are an integral part of these financial statements.

STATE OF NEW MEXICO
Rio Arriba County
Special Revenue Fund-Bird Flu Planning (2493)
Statement of Revenues, Expenditures and Changes
in Fund Balance - Budget (Non-GAAP Budgetary Basis) and Actual
For the Year Ended June 30, 2009

Statement B-37

	<u>Budgeted Amounts</u>		<u>Actual</u>	Variance
	<u>Original</u>	<u>Final</u>		Favorable (Unfavorable)
REVENUES:				
Taxes	\$ -	\$ -	\$ -	\$ -
Licenses and Permits	-	-	-	-
Intergovernmental Grants	-	-	-	-
Charges for Services	-	-	-	-
Interest on Investments	-	-	-	-
Interest and Penalties - Taxes	-	-	-	-
Miscellaneous	-	-	-	-
Total Revenues	<u>-</u>	<u>-</u>	<u>-</u>	<u>-</u>
Prior year cash appropriated	-	5,819		
Total revenue and budgeted cash	<u>-</u>	<u>5,819</u>		
EXPENDITURES:				
Current				
General Government	-	-	-	-
Public Safety	-	-	-	-
Highways and Streets	-	-	-	-
Health and Welfare	-	-	-	-
Culture and Recreation	-	-	-	-
Debt Service	-	-	-	-
Capital Outlay	-	-	-	-
Total Expenditures	<u>-</u>	<u>-</u>	<u>-</u>	<u>-</u>
Excess (deficiency) of revenues over (under) expenditures	<u>-</u>	<u>-</u>	<u>-</u>	<u>-</u>
Other financing sources (uses):				
Transfers in	-	-	-	-
Transfers (out)	-	(5,819)	(5,819)	-
Total other financing and uses	<u>-</u>	<u>(5,819)</u>	<u>(5,819)</u>	<u>-</u>
Net changes in fund balance	<u>\$ -</u>	<u>\$ -</u>	<u>(5,819)</u>	<u>\$ -</u>
Current year receivables			-	
Prior year receivables			-	
Current year payables			-	
Prior year payables			-	
Net change in fund balance from Statement A-4 4/5 (GAAP)			<u>\$ (5,819)</u>	

The accompanying notes are an integral part of these financial statements.

STATE OF NEW MEXICO
Rio Arriba County
Special Revenue Fund-Dept. of Homeland Security & Emergency Mgt. Exercises (2494)
Statement of Revenues, Expenditures and Changes
in Fund Balance - Budget (Non-GAAP Budgetary Basis) and Actual
For the Year Ended June 30, 2009

Statement B-38

	<u>Budgeted Amounts</u>			Variance
	<u>Original</u>	<u>Final</u>	<u>Actual</u>	Favorable (Unfavorable)
REVENUES:				
Taxes	\$ -	\$ -	\$ -	\$ -
Licenses and Permits	-	-	-	-
Intergovernmental Grants	65,000	65,000	13,377	(51,623)
Charges for Services	-	-	-	-
Interest on Investments	-	-	-	-
Interest and Penalties - Taxes	-	-	-	-
Miscellaneous	-	-	-	-
Total Revenues	<u>65,000</u>	<u>65,000</u>	<u>13,377</u>	<u>(51,623)</u>
Prior year cash appropriated	-	-		
Total revenue and budgeted cash	<u>65,000</u>	<u>65,000</u>		
EXPENDITURES:				
Current				
General Government	-	-	-	-
Public Safety	-	-	-	-
Highways and Streets	-	-	-	-
Health and Welfare	65,000	65,000	19,782	45,218
Culture and Recreation	-	-	-	-
Debt Service	-	-	-	-
Capital Outlay	-	-	-	-
Total Expenditures	<u>65,000</u>	<u>65,000</u>	<u>19,782</u>	<u>45,218</u>
Excess (deficiency) of revenues over (under) expenditures	-	-	(6,405)	(6,405)
Other financing sources (uses):				
Transfers in	-	-	-	-
Transfers (out)	-	-	-	-
Total other financing and uses	-	-	-	-
Net changes in fund balance	<u>\$ -</u>	<u>\$ -</u>	<u>(6,405)</u>	<u>\$ (6,405)</u>
Current year receivables			6,405	
Prior year receivables			-	
Current year payables			-	
Prior year payables			-	
Net change in fund balance from Statement A-4 4/5 (GAAP)			<u>\$ -</u>	

The accompanying notes are an integral part of these financial statements.

STATE OF NEW MEXICO
Rio Arriba County
Special Revenue Fund - NM Dept. of Homeland Security & Emergency MGMT (2495)
Statement of Revenues, Expenditures and Changes
in Fund Balance - Budget (Non-GAAP Budgetary Basis) and Actual
For the Year Ended June 30, 2009

Statement B-39

	<u>Budgeted Amounts</u>		Actual	Variance
	Original	Final		Favorable (Unfavorable)
REVENUES:				
Taxes	\$ -	\$ -	\$ -	\$ -
Licenses and Permits	-	-	-	-
Intergovernmental Grants	-	34,420	-	(34,420)
Charges for Services	-	-	-	-
Interest on Investments	-	-	-	-
Interest and Penalties - Taxes	-	-	-	-
Miscellaneous	-	-	-	-
Total Revenues	<u>-</u>	<u>34,420</u>	<u>-</u>	<u>(34,420)</u>
Prior year cash appropriated	<u>-</u>	<u>-</u>	<u>-</u>	<u>-</u>
Total revenue and budgeted cash	<u><u>-</u></u>	<u><u>34,420</u></u>	<u><u>-</u></u>	<u><u>(34,420)</u></u>
EXPENDITURES:				
Current				
General Government	-	-	-	-
Public Safety	-	34,420	-	34,420
Highways and Streets	-	-	-	-
Health and Welfare	-	-	-	-
Culture and Recreation	-	-	-	-
Debt Service	-	-	-	-
Capital Outlay	<u>-</u>	<u>-</u>	<u>-</u>	<u>-</u>
Total Expenditures	<u>-</u>	<u>34,420</u>	<u>-</u>	<u>34,420</u>
Excess (deficiency) of revenues over (under) expenditures	<u>-</u>	<u>-</u>	<u>-</u>	<u>-</u>
Other financing sources (uses):				
Transfers in	-	-	-	-
Transfers (out)	<u>-</u>	<u>-</u>	<u>-</u>	<u>-</u>
Total other financing and uses	<u>-</u>	<u>-</u>	<u>-</u>	<u>-</u>
Net changes in fund balance	<u><u>\$ -</u></u>	<u><u>\$ -</u></u>	<u><u>-</u></u>	<u><u>\$ -</u></u>
Current year receivables			-	
Prior year receivables			-	
Current year payables			-	
Prior year payables			-	
Net change in fund balance from Statement A-4 4/5 (GAAP)			<u><u>\$ -</u></u>	

The accompanying notes are an integral part of these financial statements.

STATE OF NEW MEXICO
Rio Arriba County
Special Revenue Fund-RDC Dept Of Energy Grant (2498)
Statement of Revenues, Expenditures and Changes
in Fund Balance - Budget (Non-GAAP Budgetary Basis) and Actual
For the Year Ended June 30, 2009

Statement B-40

	<u>Budgeted Amounts</u>			Variance
	<u>Original</u>	<u>Final</u>	<u>Actual</u>	<u>Favorable (Unfavorable)</u>
REVENUES:				
Taxes	\$ -	\$ -	\$ -	\$ -
Licenses and Permits	-	-	-	-
Intergovernmental Grants	-	-	-	-
Charges for Services	-	-	-	-
Interest on Investments	-	-	-	-
Interest and Penalties - Taxes	-	-	-	-
Miscellaneous	-	-	-	-
Total Revenues	<u>-</u>	<u>-</u>	<u>-</u>	<u>-</u>
Prior year cash appropriated	20,971	20,971		
Total revenue and budgeted cash	<u>20,971</u>	<u>20,971</u>		
EXPENDITURES:				
Current				
General Government	-	-	-	-
Public Safety	-	-	-	-
Highways and Streets	-	-	-	-
Health and Welfare	-	-	-	-
Culture and Recreation	-	-	-	-
Debt Service	-	-	-	-
Capital Outlay	-	-	-	-
Total Expenditures	<u>-</u>	<u>-</u>	<u>-</u>	<u>-</u>
Excess (deficiency) of revenues over (under) expenditures	<u>-</u>	<u>-</u>	<u>-</u>	<u>-</u>
Other financing sources (uses):				
Transfers in	-	-	-	-
Transfers (out)	(20,971)	(20,971)	(20,971)	-
Total other financing and uses	<u>(20,971)</u>	<u>(20,971)</u>	<u>(20,971)</u>	<u>-</u>
Net changes in fund balance	<u>\$ -</u>	<u>\$ -</u>	<u>(20,971)</u>	<u>\$ -</u>
Current year receivables			-	
Prior year receivables			-	
Current year payables			-	
Prior year payables			-	
Net change in fund balance from Statement A-4 4/5 (GAAP)			<u>\$ (20,971)</u>	

The accompanying notes are an integral part of these financial statements.

STATE OF NEW MEXICO
Rio Arriba County
Special Revenue Fund-RAJJB 07-690-3057 CYFD (2499)
Statement of Revenues, Expenditures and Changes
in Fund Balance - Budget (Non-GAAP Budgetary Basis) and Actual
For the Year Ended June 30, 2009

Statement B-41

	<u>Budgeted Amounts</u>			Variance Favorable (Unfavorable)
	<u>Original</u>	<u>Final</u>	<u>Actual</u>	
REVENUES:				
Taxes	\$ -	\$ -	\$ -	\$ -
Licenses and Permits	-	-	-	-
Intergovernmental Grants	49,353	155,603	141,565	(14,038)
Charges for Services	-	-	-	-
Interest on Investments	-	-	-	-
Interest and Penalties - Taxes	-	-	-	-
Miscellaneous	-	-	-	-
Total Revenues	<u>49,353</u>	<u>155,603</u>	<u>141,565</u>	<u>(14,038)</u>
Prior year cash appropriated	-	-		
Total revenue and budgeted cash	<u>49,353</u>	<u>155,603</u>		
EXPENDITURES:				
Current				
General Government	-	-	-	-
Public Safety	-	-	-	-
Highways and Streets	-	-	-	-
Health and Welfare	12,958	119,208	119,208	-
Culture and Recreation	-	-	-	-
Debt Service	-	-	-	-
Capital Outlay	-	-	-	-
Total Expenditures	<u>12,958</u>	<u>119,208</u>	<u>119,208</u>	<u>-</u>
Excess (deficiency) of revenues over (under) expenditures	<u>36,395</u>	<u>36,395</u>	<u>22,357</u>	<u>(14,038)</u>
Other financing sources (uses):				
Transfers in	-	-	-	-
Transfers (out)	-	-	-	-
Total other financing and uses	<u>-</u>	<u>-</u>	<u>-</u>	<u>-</u>
Net changes in fund balance	<u>\$ 36,395</u>	<u>\$ 36,395</u>	<u>22,357</u>	<u>\$ (14,038)</u>
			14,035	
Current year receivables				
Prior year receivables				(36,395)
Current year payables				-
Prior year payables				-
Net change in fund balance from Statement A-4 5/5 (GAAP)			<u>\$ (3)</u>	

The accompanying notes are an integral part of these financial statements.

STATE OF NEW MEXICO
Rio Arriba County
Special Revenue Fund-Inmate Evercom Phone (2528)
Statement of Revenues, Expenditures and Changes
in Fund Balance - Budget (Non-GAAP Budgetary Basis) and Actual
For the Year Ended June 30, 2009

Statement B-42

	<u>Budgeted Amounts</u>		<u>Actual</u>	Variance
	<u>Original</u>	<u>Final</u>		Favorable (Unfavorable)
REVENUES:				
Taxes	\$ -	\$ -	\$ -	\$ -
Licenses and Permits	-	-	-	-
Intergovernmental Grants	-	-	-	-
Charges for Services	-	-	-	-
Interest on Investments	-	-	-	-
Interest and Penalties - Taxes	-	-	-	-
Miscellaneous	5,000	5,000	-	(5,000)
Total Revenues	<u>5,000</u>	<u>5,000</u>	<u>-</u>	<u>(5,000)</u>
Prior year cash appropriated	153,221	153,221		
Total revenue and budgeted cash	<u>158,221</u>	<u>158,221</u>		
EXPENDITURES:				
Current				
General Government	-	-	-	-
Public Safety	-	-	-	-
Highways and Streets	-	-	-	-
Health and Welfare	-	-	-	-
Culture and Recreation	158,221	158,221	48,073	110,148
Debt Service	-	-	-	-
Capital Outlay	-	-	-	-
Total Expenditures	<u>158,221</u>	<u>158,221</u>	<u>48,073</u>	<u>110,148</u>
Excess (deficiency) of revenues over (under) expenditures	<u>(153,221)</u>	<u>(153,221)</u>	<u>(48,073)</u>	<u>105,148</u>
Other financing sources (uses):				
Transfers in	-	-	-	-
Transfers (out)	-	-	-	-
Total other financing and uses	<u>-</u>	<u>-</u>	<u>-</u>	<u>-</u>
Net changes in fund balance	<u>\$ -</u>	<u>\$ -</u>	<u>(48,073)</u>	<u>\$ 105,148</u>
Current year receivables			-	
Prior year receivables			-	
Current year payables			-	
Prior year payables			-	
Net change in fund balance from Statement A-4 5/5 (GAAP)			<u>\$ (48,073)</u>	

The accompanying notes are an integral part of these financial statements.

STATE OF NEW MEXICO
 Rio Arriba County
 Capital Fund Projects
 Combining Statement of Revenues, Expenditures and Changes
 in Fund Balance - Budget (Non-GAAP Budgetary Basis) and Actual
 For the Year Ended June 30, 2009

	<u>Budgeted Amounts</u>		Actual	Variance
	<u>Original</u>	<u>Final</u>		Favorable (Unfavorable)
REVENUES:				
Taxes	\$ -	\$ -	\$ -	\$ -
Licenses and Permits	-	-	-	-
Intergovernmental Grants	7,960,172	11,779,239	3,510,202	(8,269,037)
Charges for Services	-	-	-	-
Interest on Investments	-	15,041	15,041	-
Interest and Penalties - Taxes	-	-	-	-
Miscellaneous	-	15,861	15,861	-
Total Revenues	<u>7,960,172</u>	<u>11,810,141</u>	<u>3,541,104</u>	<u>(8,269,037)</u>
Prior year cash appropriated	<u>574,746</u>	<u>404,459</u>		
Total revenue and budgeted cash	<u>8,534,919</u>	<u>12,214,600</u>		
EXPENDITURES:				
Current				
General Government	-	-	-	-
Public Safety	421,251	95,719	-	95,719
Highways and Streets	-	-	-	-
Health and Welfare	-	-	-	-
Culture and Recreation	-	-	-	-
Debt Service	-	-	-	-
Capital Outlay	5,650,318	8,848,342	5,568,841	3,279,501
Total Expenditures	<u>6,071,569</u>	<u>8,944,061</u>	<u>5,568,841</u>	<u>3,375,220</u>
Excess (deficiency) of revenues over (under) expenditures	<u>1,888,603</u>	<u>2,866,080</u>	<u>(2,027,738)</u>	<u>(4,893,817)</u>
Other financing sources (uses):				
Transfers in	241,015	279,009	295,130	-
Transfers (out)	<u>(61,368)</u>	<u>(279,849)</u>	<u>(295,970)</u>	-
Total other financing and uses	<u>179,647</u>	<u>(840)</u>	<u>(840)</u>	-
Net changes in fund balance	<u>\$ 2,642,996</u>	<u>\$ 3,269,699</u>	<u>(2,028,578)</u>	<u>\$ (4,893,817)</u>
Current year receivables			4,962,585	
Prior year receivables			(2,776,497)	
Current year payables			(539)	
Prior year payables			4,329	
Net change in fund balance from Statement A-5 2/2 (GAAP)			<u>161,300</u>	

The accompanying notes are an integral part of these financial statements.

STATE OF NEW MEXICO
Rio Arriba County
USDA Grants
Statement of Revenues, Expenditures and Changes
in Fund Balance - Budget and Actual
For the Year Ended June 30, 2009

Statement C-1

	<u>Budgeted Amounts</u>		<u>Actual</u>	Variance
	<u>Original</u>	<u>Final</u>		Favorable (Unfavorable)
REVENUES:				
Taxes	\$ -	\$ -	\$ -	\$ -
Licenses and Permits	-	-	-	-
Intergovernmental Grants	405,340	528,260	-	(528,260)
Charges for Services	-	-	-	-
Interest on Investments	-	-	-	-
Interest and Penalties - Taxes	-	-	-	-
Miscellaneous	-	-	-	-
Total Revenues	<u>405,340</u>	<u>528,260</u>	<u>-</u>	<u>(528,260)</u>
Prior year cash appropriated	-	-		
Total revenue and budgeted cash	<u>405,340</u>	<u>528,260</u>		
EXPENDITURES:				
Current				
General Government	-	-	-	-
Public Safety	-	-	-	-
Highways and Streets	-	-	-	-
Health and Welfare	-	-	-	-
Culture and Recreation	-	-	-	-
Debt Service	-	-	-	-
Capital Outlay	405,340	-	416,300	(416,300)
Total Expenditures	<u>405,340</u>	<u>-</u>	<u>416,300</u>	<u>(416,300)</u>
Excess (deficiency) of revenues over (under) expenditures	<u>-</u>	<u>528,260</u>	<u>(416,300)</u>	<u>(944,560)</u>
Other financing sources (uses):				
Transfers in	-	-	-	-
Transfers (out)	-	-	-	-
Total other financing and uses	<u>-</u>	<u>-</u>	<u>-</u>	<u>-</u>
Net changes in fund balance	<u>\$ -</u>	<u>\$ 528,260</u>	<u>(416,300)</u>	<u>\$ (944,560)</u>
Current year receivables			416,300	
Prior year receivables			-	
Current year payables			-	
Prior year payables			-	
Net change in fund balance from Statement A-5 1/2 (GAAP)			<u>\$ -</u>	

The accompanying notes are an integral part of these financial statements.

STATE OF NEW MEXICO
Rio Arriba County
Capital Projects Fund- Waste Water Treatment (3120)
Statement of Revenues, Expenditures and Changes
in Fund Balance - Budget and Actual
For the Year Ended June 30, 2009

Statement C-2

	<u>Budgeted Amounts</u>			Variance
	<u>Original</u>	<u>Final</u>	<u>Actual</u>	Favorable (Unfavorable)
REVENUES:				
Taxes	\$ -	\$ -	\$ -	\$ -
Licenses and Permits	-	-	-	-
Intergovernmental Grants	-	16,300	-	(16,300)
Charges for Services	-	-	-	-
Interest on Investments	-	-	-	-
Interest and Penalties - Taxes	-	-	-	-
Miscellaneous	-	-	-	-
Total Revenues	<u>-</u>	<u>16,300</u>	<u>-</u>	<u>(16,300)</u>
Prior year cash appropriated	-	-		
Total revenue and budgeted cash	<u>-</u>	<u>16,300</u>		
EXPENDITURES:				
Current				
General Government	-	-	-	-
Public Safety	-	-	-	-
Highways and Streets	-	-	-	-
Health and Welfare	-	-	-	-
Culture and Recreation	-	-	-	-
Debt Service	-	-	-	-
Capital Outlay	-	16,300	-	16,300
Total Expenditures	<u>-</u>	<u>16,300</u>	<u>-</u>	<u>16,300</u>
Excess (deficiency) of revenues over (under) expenditures	<u>-</u>	<u>-</u>	<u>-</u>	<u>-</u>
Other financing sources (uses):				
Transfers in	-	-	-	-
Transfers (out)	-	-	-	-
Total other financing and uses	<u>-</u>	<u>-</u>	<u>-</u>	<u>-</u>
Net changes in fund balance	<u>\$ -</u>	<u>\$ -</u>	<u>-</u>	<u>\$ -</u>
Current year receivables			-	
Prior year receivables			-	
Current year payables			-	
Prior year payables			-	
Net change in fund balance from Statement A-5 1/2 (GAAP)			<u>\$ -</u>	

The accompanying notes are an integral part of these financial statements.

STATE OF NEW MEXICO
Rio Arriba County
CDBG Health Commons (3223)
Statement of Revenues, Expenditures and Changes
in Fund Balance - Budget and Actual
For the Year Ended June 30, 2009

Statement C-3

	<u>Budgeted Amounts</u>		<u>Actual</u>	Variance
	<u>Original</u>	<u>Final</u>		Favorable (Unfavorable)
REVENUES:				
Taxes	\$ -	\$ -	\$ -	\$ -
Licenses and Permits	-	-	-	-
Intergovernmental Grants	500,000	500,000	-	(500,000)
Charges for Services	-	-	-	-
Interest on Investments	-	-	-	-
Interest and Penalties - Taxes	-	-	-	-
Miscellaneous	-	-	-	-
Total Revenues	<u>500,000</u>	<u>500,000</u>	<u>-</u>	<u>(500,000)</u>
Prior year cash appropriated	-	-		
Total revenue and budgeted cash	<u><u>500,000</u></u>	<u><u>500,000</u></u>		
EXPENDITURES:				
Current				
General Government	-	-	-	-
Public Safety	-	-	-	-
Highways and Streets	-	-	-	-
Health and Welfare	-	-	-	-
Culture and Recreation	-	-	-	-
Debt Service	-	-	-	-
Capital Outlay	-	-	-	-
Total Expenditures	<u>-</u>	<u>-</u>	<u>-</u>	<u>-</u>
Excess (deficiency) of revenues over (under) expenditures	<u>500,000</u>	<u>500,000</u>	<u>-</u>	<u>(500,000)</u>
Other financing sources (uses):				
Transfers in	-	-	-	-
Transfers (out)	-	-	-	-
Total other financing and uses	<u>-</u>	<u>-</u>	<u>-</u>	<u>-</u>
Net changes in fund balance	<u><u>\$ 500,000</u></u>	<u><u>\$ 500,000</u></u>	<u><u>-</u></u>	<u><u>\$ (500,000)</u></u>
			500,000	
			(500,000)	
			-	
			-	
Net change in fund balance from Statement A-5 1/2 (GAAP)			<u><u>\$ -</u></u>	

The accompanying notes are an integral part of these financial statements.

STATE OF NEW MEXICO
Rio Arriba County
Capital Projects Fund - Rio Arriba Health Commons
Statement of Revenues, Expenditures and Changes
in Fund Balance - Budget and Actual
For the Year Ended June 30, 2009

Statement C-4

	<u>Budgeted Amounts</u>			Variance
	<u>Original</u>	<u>Final</u>	<u>Actual</u>	Favorable (Unfavorable)
REVENUES:				
Taxes	\$ -	\$ -	\$ -	\$ -
Licenses and Permits	-	-	-	-
Intergovernmental Grants	1,109,350	3,874,028	888,166	(2,985,863)
Charges for Services	-	-	-	-
Interest on Investments	-	-	-	-
Interest and Penalties - Taxes	-	-	-	-
Miscellaneous	-	-	-	-
Total Revenues	<u>1,109,350</u>	<u>3,874,028</u>	<u>888,166</u>	<u>(2,985,863)</u>
Prior year cash appropriated	-	-		
Total revenue and budgeted cash	<u><u>1,109,350</u></u>	<u><u>3,874,028</u></u>		
EXPENDITURES:				
Current				
General Government	-	-	-	-
Public Safety	-	-	-	-
Highways and Streets	-	-	-	-
Health and Welfare	-	-	-	-
Culture and Recreation	-	-	-	-
Debt Service	-	-	-	-
Capital Outlay	591,861	3,354,723	1,602,326	1,752,397
Total Expenditures	<u>591,861</u>	<u>3,354,723</u>	<u>1,602,326</u>	<u>1,752,397</u>
Excess (deficiency) of revenues over (under) expenditures	<u>517,489</u>	<u>519,305</u>	<u>(714,160)</u>	<u>(1,233,465)</u>
Other financing sources (uses):				
Transfers in	-	-	-	-
Transfers (out)	-	(1,816)	(1,816)	-
Total other financing and uses	<u>-</u>	<u>(1,816)</u>	<u>(1,816)</u>	<u>-</u>
Net changes in fund balance	<u><u>\$ 517,489</u></u>	<u><u>\$ 517,489</u></u>	<u><u>(715,976)</u></u>	<u><u>\$ (1,233,465)</u></u>
Current year receivables			1,233,465	
Prior year receivables			(319,489)	
Current year payables			-	
Prior year payables			-	
Net change in fund balance from Statement A-5 1/2 (GAAP)			<u><u>\$ 198,000</u></u>	

The accompanying notes are an integral part of these financial statements.

STATE OF NEW MEXICO
Rio Arriba County
Capital Projects Funds- Senior Citizens Appropriations
Statement of Revenues, Expenditures and Changes
in Fund Balance - Budget (Non-GAAP Budgetary Basis) and Actual
For the Year Ended June 30, 2009

Statement C-5

	<u>Budgeted Amounts</u>		<u>Actual</u>	<u>Variance</u>
	<u>Original</u>	<u>Final</u>		<u>Favorable (Unfavorable)</u>
REVENUES:				
Taxes	\$ -	\$ -	\$ -	\$ -
Licenses and Permits	-	-	-	-
Intergovernmental Grants	1,012,868	1,196,453	70,415	(1,126,038)
Charges for Services	-	-	-	-
Interest on Investments	-	-	-	-
Interest and Penalties - Taxes	-	-	-	-
Miscellaneous	-	-	-	-
Total Revenues	<u>1,012,868</u>	<u>1,196,453</u>	<u>70,415</u>	<u>(1,126,038)</u>
Prior year cash appropriated	<u>538</u>	<u>538</u>		
Total revenue and budgeted cash	<u><u>1,013,406</u></u>	<u><u>1,196,991</u></u>		
EXPENDITURES:				
Current				
General Government	-	-	-	-
Public Safety	-	-	-	-
Highways and Streets	-	-	-	-
Health and Welfare	-	-	-	-
Culture and Recreation	-	-	-	-
Debt Service	-	-	-	-
Capital Outlay	<u>584,735</u>	<u>678,320</u>	<u>226,734</u>	<u>451,585</u>
Total Expenditures	<u>584,735</u>	<u>678,320</u>	<u>226,734</u>	<u>451,585</u>
Excess (deficiency) of revenues over (under) expenditures	<u>428,133</u>	<u>518,133</u>	<u>(156,319)</u>	<u>(674,453)</u>
Other financing sources (uses):				
Transfers in	-	-	-	-
Transfers (out)	<u>(538)</u>	<u>(538)</u>	<u>(538)</u>	<u>-</u>
Total other financing and uses	<u>(538)</u>	<u>(538)</u>	<u>(538)</u>	<u>-</u>
Net changes in fund balance	<u><u>\$ 428,133</u></u>	<u><u>\$ 518,133</u></u>	<u><u>(156,857)</u></u>	<u><u>\$ (674,453)</u></u>
			437,508	
Current year receivables				
Prior year receivables				(189,022)
Current year payables				-
Prior year payables				4,329
Net change in fund balance from Statement A-5 1/2 (GAAP)			<u><u>\$ 95,958</u></u>	

The accompanying notes are an integral part of these financial statements.

STATE OF NEW MEXICO
Rio Arriba County
Capital Projects Fund-Landfill Closure (3285)
Statement of Revenues, Expenditures and Changes
in Fund Balance - Budget and Actual
For the Year Ended June 30, 2009

Statement C-6

	<u>Budgeted Amounts</u>			Variance Favorable (Unfavorable)
	<u>Original</u>	<u>Final</u>	<u>Actual</u>	
REVENUES:				
Taxes	\$ -	\$ -	\$ -	\$ -
Licenses and Permits	-	-	-	-
Intergovernmental Grants	-	-	-	-
Charges for Services	-	-	-	-
Interest on Investments	-	-	-	-
Interest and Penalties - Taxes	-	-	-	-
Miscellaneous	-	-	-	-
Total Revenues	<u>-</u>	<u>-</u>	<u>-</u>	<u>-</u>
Prior year cash appropriated	<u>97,500</u>	<u>97,500</u>		
Total revenue and budgeted cash	<u><u>97,500</u></u>	<u><u>97,500</u></u>		
EXPENDITURES:				
Current				
General Government	-	-	-	-
Public Safety	-	-	-	-
Highways and Streets	-	-	-	-
Health and Welfare	-	-	-	-
Culture and Recreation	-	-	-	-
Debt Service	-	-	-	-
Capital Outlay	<u>97,500</u>	<u>97,500</u>	<u>12,740</u>	<u>84,760</u>
Total Expenditures	<u>97,500</u>	<u>97,500</u>	<u>12,740</u>	<u>84,760</u>
Excess (deficiency) of revenues over (under) expenditures	<u>(97,500)</u>	<u>(97,500)</u>	<u>(12,740)</u>	<u>84,760</u>
Other financing sources (uses):				
Transfers in	-	-	-	-
Transfers (out)	-	-	-	-
Total other financing and uses	<u>-</u>	<u>-</u>	<u>-</u>	<u>-</u>
Net changes in fund balance	<u><u>\$ -</u></u>	<u><u>\$ -</u></u>	<u><u>(12,740)</u></u>	<u><u>\$ 84,760</u></u>
Current year receivables			-	
Prior year receivables			-	
Current year payables			-	
Prior year payables			-	
Net change in fund balance from Statement A-5 1/2 (GAAP)			<u><u>\$ (12,740)</u></u>	

The accompanying notes are an integral part of these financial statements.

STATE OF NEW MEXICO
Rio Arriba County
Capital Projects Fund- Seniors Countywide 2007-2371 (3269)
Statement of Revenues, Expenditures and Changes
in Fund Balance - Budget and Actual
For the Year Ended June 30, 2009

Statement C-7

	<u>Budgeted Amounts</u>			Variance
	<u>Original</u>	<u>Final</u>	<u>Actual</u>	Favorable (Unfavorable)
REVENUES:				
Taxes	\$ -	\$ -	\$ -	\$ -
Licenses and Permits	-	-	-	-
Intergovernmental Grants	92,680	92,680	92,680	-
Charges for Services	-	-	-	-
Interest on Investments	-	-	-	-
Interest and Penalties - Taxes	-	-	-	-
Miscellaneous	-	-	-	-
Total Revenues	<u>92,680</u>	<u>92,680</u>	<u>92,680</u>	<u>-</u>
Prior year cash appropriated	-	-		
Total revenue and budgeted cash	<u>92,680</u>	<u>92,680</u>		
EXPENDITURES:				
Current				
General Government	-	-	-	-
Public Safety	-	-	-	-
Highways and Streets	-	-	-	-
Health and Welfare	-	-	-	-
Culture and Recreation	-	-	-	-
Debt Service	-	-	-	-
Capital Outlay	-	-	-	-
Total Expenditures	<u>-</u>	<u>-</u>	<u>-</u>	<u>-</u>
Excess (deficiency) of revenues over (under) expenditures	<u>92,680</u>	<u>92,680</u>	<u>92,680</u>	<u>-</u>
Other financing sources (uses):				
Transfers in	-	-	-	-
Transfers (out)	-	-	-	-
Total other financing and uses	<u>-</u>	<u>-</u>	<u>-</u>	<u>-</u>
Net changes in fund balance	<u>\$ 92,680</u>	<u>\$ 92,680</u>	<u>\$ 92,680</u>	<u>\$ -</u>
Current year receivables			-	
Prior year receivables			(92,680)	
Current year payables			-	
Prior year payables			-	
Net change in fund balance from Statement A-5 1/2 (GAAP)			<u>\$ -</u>	

The accompanying notes are an integral part of these financial statements.

STATE OF NEW MEXICO
Rio Arriba County
Capital Projects Funds- State Appropriations 2002-2004
Statement of Revenues, Expenditures and Changes
in Fund Balance - Budget (Non-GAAP Budgetary Basis) and Actual
For the Year Ended June 30, 2009

Statement C-8

	<u>Budgeted Amounts</u>			Variance Favorable (Unfavorable)
	<u>Original</u>	<u>Final</u>	<u>Actual</u>	
REVENUES:				
Taxes	\$ -	\$ -	\$ -	\$ -
Licenses and Permits	-	-	-	-
Intergovernmental Grants	515,184	415,717	323,377	(92,340)
Charges for Services	-	-	-	-
Interest on Investments	-	-	-	-
Interest and Penalties - Taxes	-	-	-	-
Miscellaneous	-	-	-	-
Total Revenues	<u>515,184</u>	<u>415,717</u>	<u>323,377</u>	<u>(92,340)</u>
Prior year cash appropriated	-	-		
Total revenue and budgeted cash	<u>515,184</u>	<u>415,717</u>		
EXPENDITURES:				
Current				
General Government	-	-	-	-
Public Safety	-	-	-	-
Highways and Streets	-	-	-	-
Health and Welfare	-	-	-	-
Culture and Recreation	-	-	-	-
Debt Service	-	-	-	-
Capital Outlay	367,027	251,440	203,228	48,212
Total Expenditures	<u>367,027</u>	<u>251,440</u>	<u>203,228</u>	<u>48,212</u>
Excess (deficiency) of revenues over (under) expenditures	<u>148,157</u>	<u>164,277</u>	<u>120,149</u>	<u>(44,128)</u>
Other financing sources (uses):				
Transfers in	-	-	-	-
Transfers (out)	-	-	-	-
Total other financing and uses	-	-	-	-
Net changes in fund balance	<u>\$ 148,157</u>	<u>\$ 164,277</u>	<u>120,149</u>	<u>\$ (44,128)</u>
			149,550	
			(148,157)	
			-	
			-	
Net change in fund balance from Statement A-5 1/2 (GAAP)			<u>\$ 121,542</u>	

The accompanying notes are an integral part of these financial statements.

STATE OF NEW MEXICO
Rio Arriba County
Capital Projects Fund-Fire District Bonds (3366)
Statement of Revenues, Expenditures and Changes
in Fund Balance - Budget and Actual
For the Year Ended June 30, 2009

Statement C-9

	<u>Budgeted Amounts</u>		<u>Actual</u>	Variance
	<u>Original</u>	<u>Final</u>		Favorable (Unfavorable)
REVENUES:				
Taxes	\$ -	\$ -	\$ -	\$ -
Licenses and Permits	-	-	-	-
Intergovernmental Grants	-	-	-	-
Charges for Services	-	-	-	-
Interest on Investments	-	15,041	15,041	-
Interest and Penalties - Taxes	-	-	-	-
Miscellaneous	-	-	-	-
Total Revenues	<u>-</u>	<u>15,041</u>	<u>15,041</u>	<u>-</u>
Prior year cash appropriated	238,376	68,089		
Total revenue and budgeted cash	<u>238,376</u>	<u>83,130</u>		
EXPENDITURES:				
Current				
General Government	-	-	-	-
Public Safety	421,251	95,719	-	95,719
Highways and Streets	-	-	-	-
Health and Welfare	-	-	-	-
Culture and Recreation	-	-	-	-
Debt Service	-	-	-	-
Capital Outlay	-	-	-	-
Total Expenditures	<u>421,251</u>	<u>95,719</u>	<u>-</u>	<u>95,719</u>
Excess (deficiency) of revenues over (under) expenditures	<u>(421,251)</u>	<u>(80,678)</u>	<u>15,041</u>	<u>95,719</u>
Other financing sources (uses):				
Transfers in	182,875	212,589	212,589	-
Transfers (out)	-	(200,000)	(200,000)	-
Total other financing and uses	<u>182,875</u>	<u>12,589</u>	<u>12,589</u>	<u>-</u>
Net changes in fund balance	<u>\$ -</u>	<u>\$ -</u>	<u>27,630</u>	<u>\$ 95,719</u>
Current year receivables			-	
Prior year receivables			-	
Current year payables			-	
Prior year payables			-	
Net change in fund balance from Statement A-5 1/2 (GAAP)			<u>\$ 27,630</u>	

The accompanying notes are an integral part of these financial statements.

STATE OF NEW MEXICO
Rio Arriba County
Capital Projects Fund-EMS Bond Fund (3367)
Statement of Revenues, Expenditures and Changes
in Fund Balance - Budget and Actual
For the Year Ended June 30, 2009

Statement C-10

	<u>Budgeted Amounts</u>		<u>Actual</u>	Variance
	<u>Original</u>	<u>Final</u>		Favorable (Unfavorable)
REVENUES:				
Taxes	\$ -	\$ -	\$ -	\$ -
Licenses and Permits	-	-	-	-
Intergovernmental Grants	-	-	-	-
Charges for Services	-	-	-	-
Interest on Investments	-	-	-	-
Interest and Penalties - Taxes	-	-	-	-
Miscellaneous	-	-	-	-
Total Revenues	<u>-</u>	<u>-</u>	<u>-</u>	<u>-</u>
Prior year cash appropriated	<u>48,764</u>	<u>48,764</u>		
Total revenue and budgeted cash	<u><u>48,764</u></u>	<u><u>48,764</u></u>		
EXPENDITURES:				
Current				
General Government	-	-	-	-
Public Safety	-	-	-	-
Highways and Streets	-	-	-	-
Health and Welfare	-	-	-	-
Culture and Recreation	-	-	-	-
Debt Service	-	-	-	-
Capital Outlay	<u>48,764</u>	<u>48,764</u>	<u>4,407</u>	<u>44,357</u>
Total Expenditures	<u>48,764</u>	<u>48,764</u>	<u>4,407</u>	<u>44,357</u>
Excess (deficiency) of revenues over (under) expenditures	<u>(48,764)</u>	<u>(48,764)</u>	<u>(4,407)</u>	<u>44,357</u>
Other financing sources (uses):				
Transfers in	-	-	-	-
Transfers (out)	-	-	-	-
Total other financing and uses	<u>-</u>	<u>-</u>	<u>-</u>	<u>-</u>
Net changes in fund balance	<u><u>\$ -</u></u>	<u><u>\$ -</u></u>	<u><u>(4,407)</u></u>	<u><u>\$ 44,357</u></u>
Current year receivables			-	
Prior year receivables			-	
Current year payables			-	
Prior year payables			-	
Net change in fund balance from Statement A-5 2/2 (GAAP)			<u><u>\$ (4,407)</u></u>	

The accompanying notes are an integral part of these financial statements.

STATE OF NEW MEXICO
Rio Arriba County
Capital Projects Fund - 2005 State Appropriations Projects
Statement of Revenues, Expenditures and Changes
in Fund Balance - Budget (Non-GAAP Budgetary Basis) and Actual
For the Year Ended June 30, 2009

Statement C-11

	<u>Budgeted Amounts</u>		<u>Actual</u>	Variance
	<u>Original</u>	<u>Final</u>		Favorable (Unfavorable)
REVENUES:				
Taxes	\$ -	\$ -	\$ -	\$ -
Licenses and Permits	-	-	-	-
Intergovernmental Grants	885,370	835,370	367,500	(467,870)
Charges for Services	-	-	-	-
Interest on Investments	-	-	-	-
Interest and Penalties - Taxes	-	-	-	-
Miscellaneous	-	-	-	-
Total Revenues	<u>885,370</u>	<u>835,370</u>	<u>367,500</u>	<u>(467,870)</u>
Prior year cash appropriated	-	-		
Total revenue and budgeted cash	<u>885,370</u>	<u>835,370</u>		
EXPENDITURES:				
Current				
General Government	-	-	-	-
Public Safety	-	-	-	-
Highways and Streets	-	-	-	-
Health and Welfare	-	-	-	-
Culture and Recreation	-	-	-	-
Debt Service	-	-	-	-
Capital Outlay	468,460	405,053	100,556	304,497
Total Expenditures	<u>468,460</u>	<u>405,053</u>	<u>100,556</u>	<u>304,497</u>
Excess (deficiency) of revenues over (under) expenditures	<u>416,910</u>	<u>430,317</u>	<u>266,944</u>	<u>(163,373)</u>
Other financing sources (uses):				
Transfers in	58,140	58,140	58,140	-
Transfers (out)	(60,830)	(60,830)	(60,830)	-
Total other financing and uses	<u>(2,690)</u>	<u>(2,690)</u>	<u>(2,690)</u>	<u>-</u>
Net changes in fund balance	<u>414,220</u>	<u>427,627</u>	<u>264,254</u>	<u>\$ (163,373)</u>
Current year receivables			149,966	
Prior year receivables			(473,941)	
Current year payables			-	
Prior year payables			-	
Net change in fund balance from Statement A-5 2/2 (GAAP)			<u>\$ (59,721)</u>	

The accompanying notes are an integral part of these financial statements.

STATE OF NEW MEXICO

Statement C-12

Rio Arriba County

Capital Projects Fund - 2006 State Appropriations Projects
Statement of Revenues, Expenditures and Changes
in Fund Balance - Budget (Non-GAAP Budgetary Basis) and Actual
For the Year Ended June 30, 2009

	<u>Budgeted Amounts</u>			Variance Favorable (Unfavorable)
	<u>Original</u>	<u>Final</u>	<u>Actual</u>	
REVENUES:				
Taxes	\$ -	\$ -	\$ -	\$ -
Licenses and Permits	-	-	-	-
Intergovernmental Grants	1,474,700	1,456,550	1,260,529	(196,021)
Charges for Services	-	-	-	-
Interest on Investments	-	-	-	-
Interest and Penalties - Taxes	-	-	-	-
Miscellaneous	-	-	-	-
Total Revenues	<u>1,474,700</u>	<u>1,456,550</u>	<u>1,260,529</u>	<u>(196,021)</u>
Prior year cash appropriated	<u>1,214</u>	<u>1,214</u>		
Total revenue and budgeted cash	<u>1,475,914</u>	<u>1,457,764</u>		
EXPENDITURES:				
Current				
General Government	-	-	-	-
Public Safety	-	-	-	-
Highways and Streets	-	-	-	-
Health and Welfare	-	-	-	-
Culture and Recreation	-	-	-	-
Debt Service	-	-	-	-
Capital Outlay	<u>1,230,605</u>	<u>1,218,931</u>	<u>1,009,738</u>	<u>209,194</u>
Total Expenditures	<u>1,230,605</u>	<u>1,218,931</u>	<u>1,009,738</u>	<u>209,194</u>
Excess (deficiency) of revenues over (under) expenditures	<u>244,095</u>	<u>237,619</u>	<u>250,791</u>	<u>13,172</u>
Other financing sources (uses):				
Transfers in	-	8,030	8,030	-
Transfers (out)	-	(6,517)	(6,518)	-
Total other financing and uses	-	<u>1,513</u>	<u>1,512</u>	-
Net changes in fund balance	<u>\$ 245,309</u>	<u>\$ 240,346</u>	<u>252,304</u>	<u>\$ 13,172</u>
Current year receivables			487,291	
Prior year receivables			(725,633)	
Current year payables			-	
Prior year payables			-	
Net change in fund balance from Statement A-2 2/2 (GAAP)			<u>\$ 13,962</u>	

The accompanying notes are an integral part of these financial statements.

STATE OF NEW MEXICO
Rio Arriba County
Capital Projects Fund - 2007 State Appropriations Projects
Statement of Revenues, Expenditures and Changes
in Fund Balance - Budget (Non-GAAP Budgetary Basis) and Actual
For the Year Ended June 30, 2009

Statement C-13

	<u>Budgeted Amounts</u>		<u>Actual</u>	<u>Variance Favorable (Unfavorable)</u>
	<u>Original</u>	<u>Final</u>		
REVENUES:				
Taxes	\$ -	\$ -	\$ -	\$ -
Licenses and Permits	-	-	-	-
Intergovernmental Grants	1,964,680	2,074,680	472,540	(1,602,140)
Charges for Services	-	-	-	-
Interest on Investments	-	-	-	-
Interest and Penalties - Taxes	-	-	-	-
Miscellaneous	-	-	-	-
Total Revenues	<u>1,964,680</u>	<u>2,074,680</u>	<u>472,540</u>	<u>(1,602,140)</u>
Prior year cash appropriated	<u>188,354</u>	<u>188,354</u>		
Total revenue and budgeted cash	<u>2,153,034</u>	<u>2,263,034</u>		
Current				
Culture and Recreation	-	-	-	-
Debt Service	-	-	-	-
Capital Outlay	1,856,026	1,972,250	1,544,856	427,394
Total Expenditures	<u>1,856,026</u>	<u>1,972,250</u>	<u>1,544,856</u>	<u>427,394</u>
Excess (deficiency) of revenues over (under) expenditures	<u>108,654</u>	<u>102,430</u>	<u>(1,072,316)</u>	<u>(1,174,746)</u>
Other financing sources (uses):				
Transfers in	-	250	16,371	16,121
Transfers (out)	-	(10,148)	(26,268)	(16,121)
Total other financing and uses	<u>-</u>	<u>(9,898)</u>	<u>(9,898)</u>	<u>-</u>
Net changes in fund balance	<u>\$ 297,008</u>	<u>\$ 280,886</u>	<u>(1,082,213)</u>	<u>\$ (1,174,746)</u>
Current year receivables			1,191,405	
Prior year receivables			(327,576)	
Current year payables			(539)	
Prior year payables			-	
Net change in fund balance from Statement A-2 2/2 (GAAP)			<u>\$ (218,923)</u>	

The accompanying notes are an integral part of these financial statements.

STATE OF NEW MEXICO
Rio Arriba County
Capital Projects Fund- 2008 State Appropriations Projects
Statement of Revenues, Expenditures and Changes
in Fund Balance - Budget and Actual
For the Year Ended June 30, 2009

Statement C-14

	<u>Budgeted Amounts</u>		<u>Actual</u>	<u>Variance Favorable (Unfavorable)</u>
	<u>Original</u>	<u>Final</u>		
REVENUES:				
Taxes	\$ -	\$ -	\$ -	\$ -
Licenses and Permits	-	-	-	-
Intergovernmental Grants	-	789,200	34,995	(754,205)
Charges for Services	-	-	-	-
Interest on Investments	-	-	-	-
Interest and Penalties - Taxes	-	-	-	-
Miscellaneous	-	15,861	15,861	-
Total Revenues	<u>-</u>	<u>805,061</u>	<u>50,856</u>	<u>(754,205)</u>
Prior year cash appropriated	-	-	-	-
Total revenue and budgeted cash	<u>-</u>	<u>805,061</u>	<u>-</u>	<u>-</u>
EXPENDITURES:				
Current				
General Government	-	-	-	-
Public Safety	-	-	-	-
Highways and Streets	-	-	-	-
Health and Welfare	-	-	-	-
Culture and Recreation	-	-	-	-
Debt Service	-	-	-	-
Capital Outlay	-	805,061	447,956	357,105
Total Expenditures	<u>-</u>	<u>805,061</u>	<u>447,956</u>	<u>357,105</u>
Excess (deficiency) of revenues over (under) expenditures	<u>-</u>	<u>-</u>	<u>(397,100)</u>	<u>(397,100)</u>
Other financing sources (uses):				
Transfers in	-	-	-	-
Transfers (out)	-	-	-	-
Total other financing and uses	<u>-</u>	<u>-</u>	<u>-</u>	<u>-</u>
Net changes in fund balance	<u>\$ -</u>	<u>\$ -</u>	<u>(397,100)</u>	<u>\$ (397,100)</u>
			397,100	
Current year receivables			397,100	
Prior year receivables			-	
Current year payables			-	
Prior year payables			-	
Net change in fund balance from Statement A-5 2/2 (GAAP)			<u>\$ -</u>	

The accompanying notes are an integral part of these financial statements.

STATE OF NEW MEXICO
RIO ARriba COUNTY
Debt Service Funds - Summary
Statement of Revenues, Expenditures and Changes
in Fund Balance - Budget (Non-GAAP Budgetary Basis) and Actual
For the Year Ended June 30, 2009

	<u>Budgeted Amounts</u>		Actual Amounts	Variance Favorable (Unfavorable)
	<u>Original</u>	<u>Final</u>		
REVENUES:				
Taxes	\$ -	\$ 199	\$ 199	\$ -
Licenses and Permits	-	-	-	-
Intergovernmental Grants	-	-	-	-
Charges for Services	-	-	-	-
Interest on Investments	-	-	-	-
Interest and Penalties - Taxes	-	-	-	-
Miscellaneous	-	-	-	-
Total Revenues	<u>-</u>	<u>199</u>	<u>199</u>	<u>-</u>
Prior year cash appropriated	<u>-</u>	<u>11,972</u>		
Total revenue and budgeted cash	<u><u>-</u></u>	<u><u>12,171</u></u>		
EXPENDITURES:				
Current				
General Government	-	2,698	2,698	-
Public Safety	-	-	-	-
Highways and Streets	-	-	-	-
Health and Welfare	-	-	-	-
Culture and Recreation	-	-	-	-
Debt Service	258,686	280,141	270,668	9,473
Capital Outlay	-	-	-	-
Total Expenditures	<u>258,686</u>	<u>282,839</u>	<u>273,366</u>	<u>9,473</u>
Excess (deficiency) of revenues over (under) expenditures	<u>(258,686)</u>	<u>(282,640)</u>	<u>(273,167)</u>	<u>9,473</u>
Other financing sources (uses):				
Transfers in	270,867	270,867	270,867	-
Transfers (out)	-	(199)	(199)	-
Total other financing and uses	<u>270,867</u>	<u>270,668</u>	<u>270,668</u>	<u>-</u>
Net changes in fund balance	<u><u>\$ 12,181</u></u>	<u><u>\$ -</u></u>	<u><u>(2,499)</u></u>	<u><u>\$ 9,473</u></u>
Current year receivables			-	
Prior year receivables			-	
Current year payables			-	
Prior year payables			-	
Current year transfer in (out)			-	
Prior year transfer in (out)			-	
Deferred Revenue			-	
Net change in fund balance from Schedule A-6 (GAAP)			<u><u>\$ (2,499)</u></u>	

The accompanying notes are an integral part of these financial statements.

STATE OF NEW MEXICO
 Rio Arriba County
 Debt Service Fund- Jail Bonds (4401)
 Statement of Revenues, Expenditures and Changes
 in Fund Balance - Budget (Non-GAAP Budgetary Basis) and Actual
 For the Year Ended June 30, 2009

	<u>Budgeted Amounts</u>		<u>Actual Amounts</u>	<u>Variance Favorable (Unfavorable)</u>
	<u>Original</u>	<u>Final</u>		
REVENUES:				
Taxes	\$ -	\$ 199	\$ 199	\$ -
Licenses and Permits	-	-	-	-
Intergovernmental Grants	-	-	-	-
Charges for Services	-	-	-	-
Interest on Investments	-	-	-	-
Interest and Penalties - Taxes	-	-	-	-
Miscellaneous	-	-	-	-
Total Revenues	<u>-</u>	<u>199</u>	<u>199</u>	<u>-</u>
Prior year cash appropriated	-	-		
Total revenue and budgeted cash	<u>-</u>	<u>199</u>		
EXPENDITURES:				
Current				
General Government	-	-	-	-
Public Safety	-	-	-	-
Highways and Streets	-	-	-	-
Health and Welfare	-	-	-	-
Culture and Recreation	-	-	-	-
Debt Service	-	-	-	-
Capital Outlay	-	-	-	-
Total Expenditures	<u>-</u>	<u>-</u>	<u>-</u>	<u>-</u>
Excess (deficiency) of revenues over (under) expenditures	<u>-</u>	<u>199</u>	<u>199</u>	<u>-</u>
Other financing sources (uses):				
Transfers in	-	-	-	-
Transfers (out)	-	(199)	(199)	-
Total other financing and uses	<u>-</u>	<u>(199)</u>	<u>(199)</u>	<u>-</u>
Net changes in fund balance	<u>\$ -</u>	<u>\$ -</u>	<u>-</u>	<u>\$ -</u>
Current year receivables			-	
Prior year receivables			-	
Current year payables			-	
Prior year payables			-	
Net change in fund balance from Schedule A-6 (GAAP)			<u>\$ -</u>	

The accompanying notes are an integral part of these financial statements.

STATE OF NEW MEXICO
 Rio Arriba County
 Debt Service Fund- Fire Tax Revenue Bonds (4410)
 Statement of Revenues, Expenditures and Changes
 in Fund Balance - Budget (Non-GAAP Budgetary Basis) and Actual
 For the Year Ended June 30, 2009

	<u>Budgeted Amounts</u>		<u>Actual Amounts</u>	<u>Variance Favorable (Unfavorable)</u>
	<u>Original</u>	<u>Final</u>		
REVENUES:				
Taxes	\$ -	\$ -	\$ -	\$ -
Licenses and Permits	-	-	-	-
Intergovernmental Grants	-	-	-	-
Charges for Services	-	-	-	-
Interest on Investments	-	-	-	-
Interest and Penalties - Taxes	-	-	-	-
Miscellaneous	-	-	-	-
Total Revenues	<u>-</u>	<u>-</u>	<u>-</u>	<u>-</u>
Prior year cash appropriated	-	-	-	-
Total revenue and budgeted cash	<u>-</u>	<u>-</u>		
EXPENDITURES:				
Current				
General Government	-	-	-	-
Public Safety	-	-	-	-
Highways and Streets	-	-	-	-
Health and Welfare	-	-	-	-
Culture and Recreation	-	-	-	-
Debt Service	-	-	-	-
Capital Outlay	-	-	-	-
Total Expenditures	<u>-</u>	<u>-</u>	<u>-</u>	<u>-</u>
Excess (deficiency) of revenues over (under) expenditures	-	-	-	-
Other financing sources (uses):				
Transfers in	-	-	-	-
Transfers (out)	-	-	-	-
Total other financing and uses	<u>-</u>	<u>-</u>	<u>-</u>	<u>-</u>
Net changes in fund balance	<u>\$ -</u>	<u>\$ -</u>	<u>-</u>	<u>\$ -</u>
Current year receivables			-	
Prior year receivables			-	
Current year payables			-	
Prior year payables			-	
Net change in fund balance from Schedule A-6 (GAAP)			<u>\$ -</u>	

The accompanying notes are an integral part of these financial statements.

STATE OF NEW MEXICO
RIO ARRIBA COUNTY
Debt Service Fund - Sub Office Revenue Bonds (4420)
Statement of Revenues, Expenditures and Changes
in Fund Balance - Budget (Non-GAAP Budgetary Basis) and Actual
For the Year Ended June 30, 2009

	<u>Budgeted Amounts</u>		<u>Actual Amounts</u>	<u>Variance Favorable (Unfavorable)</u>
	<u>Original</u>	<u>Final</u>		
REVENUES:				
Taxes	\$ -	\$ -	\$ -	\$ -
Licenses and Permits	-	-	-	-
Intergovernmental Grants	-	-	-	-
Charges for Services	-	-	-	-
Interest on Investments	-	-	-	-
Interest and Penalties - Taxes	-	-	-	-
Miscellaneous	-	-	-	-
Total Revenues	-	-	-	-
Prior year cash appropriated	-	11,972		
Total revenue and budgeted cash	-	11,972		
EXPENDITURES:				
Current				
General Government	-	2,698	2,698	-
Public Safety	-	-	-	-
Highways and Streets	-	-	-	-
Health and Welfare	-	-	-	-
Culture and Recreation	-	-	-	-
Debt Service	258,686	280,141	270,668	9,473
Capital Outlay	-	-	-	-
Total Expenditures	258,686	282,839	273,366	9,473
Excess (deficiency) of revenues over (under) expenditures	(258,686)	(282,839)	(273,366)	9,473
Other financing sources (uses):				
Transfers in	270,867	270,867	270,867	-
Transfers (out)	-	-	-	-
Total other financing and uses	270,867	270,867	270,867	-
Net changes in fund balance	\$12,181	\$ -	(2,499)	\$ 9,473
Current year receivables			-	
Prior year receivables			-	
Current year payables			-	
Prior year payables			-	
Net change in fund balance from Schedule A-6 (GAAP)			\$ (2,499)	

The accompanying notes are an integral part of these financial statements.

RIO ARRIBA HOUSING AUTHORITY

STATE OF NEW MEXICO
 Rio Arriba County Housing Authority
 A Component Unit of Rio Arriba County
 Proprietary Funds
 Combining Statement of Net Assets
 For the Year Ended June 30, 2009

Statement E-1

	Low Rent Public Housing Program	Section 8 Housing Choice Program	Public Housing Capital Fund Program	Total
ASSETS				
Current Assets:				
Cash and cash equivalents	\$ 78,877	\$ 59,801	\$ -	\$ 138,678
Investments	45,310	-	-	45,310
Accounts receivable - net of allowance for doubtful accounts of \$21,567	18,978	-	-	18,978
Accrued interest receivable	639	-	-	639
Due from other funds	22,460	-	-	22,460
Prepaid expenses	8,999	-	-	8,999
Total Current Assets	<u>175,262</u>	<u>59,801</u>	<u>-</u>	<u>235,063</u>
Noncurrent Assets:				
Restricted cash and cash equivalents	14,255	-	-	14,255
Capital Assets	5,547,843	-	-	5,547,843
Less Accumulated Depreciation	<u>(3,457,034)</u>	<u>-</u>	<u>-</u>	<u>(3,457,034)</u>
Total Noncurrent Assets	<u>2,105,064</u>	<u>-</u>	<u>-</u>	<u>2,105,064</u>
Total Assets	<u>2,280,326</u>	<u>59,801</u>	<u>-</u>	<u>2,340,127</u>
LIABILITIES				
Current Liabilities:				
Accounts Payable	7,357	-	-	7,357
Accrued payroll	2,199	75	-	2,274
Payroll Benefit Payable	5,813	-	-	5,813
Deferred revenue	-	9,203	-	9,203
Due to other funds	-	22,460	-	22,460
Compensated absences, current portion	4,505	348	-	4,855
Total Current Liabilities (payable from current assets)	<u>19,874</u>	<u>32,086</u>	<u>-</u>	<u>51,960</u>
Other current liabilities:				
Tenant deposits	4,717	-	-	4,717
Total other current liabilities (payable from restricted assets)	<u>4,717</u>	<u>-</u>	<u>-</u>	<u>4,717</u>
Noncurrent Liabilities:				
Compensated absences, noncurrent portion	4,910	380	-	5,290
	-	-	-	-
Total Noncurrent Liabilities	<u>4,910</u>	<u>380</u>	<u>-</u>	<u>5,290</u>
Total Liabilities	<u>29,501</u>	<u>32,465</u>	<u>-</u>	<u>61,967</u>
NET ASSETS				
Invested in capital assets, net of related debt	2,090,809	-	-	2,090,809
Restricted	9,415	27,335	-	36,750
Unrestricted / (Deficit)	150,601	-	-	150,601
Total Net Assets	<u>\$ 2,250,825</u>	<u>\$ 27,335</u>	<u>\$ -</u>	<u>\$ 2,278,160</u>

The accompanying notes are an integral part of these financial statements.

STATE OF NEW MEXICO
Rio Arriba County Housing Authority
A Component Unit of Rio Arriba County
Proprietary Funds

Statement E-2

Combining Statement of Revenues, Expenses and Changes in Fund Net Assets
For the Year Ended June 30, 2009

	Low Rent Public Housing Program	Section 8 Housing Choice Program	Public Housing Capital Fund Program	Total
Operating Revenues:				
Charges for services	\$ 72,672	\$ 875	\$ -	\$ 73,547
Other tenant revenue	4,380	-	-	4,380
Total Operating Revenues	<u>77,052</u>	<u>875</u>	<u>-</u>	<u>77,927</u>
Operating Expenses:				
Personnel services	106,295	18,064	19,147	143,505
Contractual services	24,797	1,385	-	26,182
Supplies	3,094	402	-	3,497
Maintenance and materials	133,231	-	-	133,231
Utilities	25,008	-	-	25,008
Other expenses: phone	7,397	360	-	7,757
Other expenses: insurance	14,019	-	-	14,019
Bad debt expenses	16,036	-	-	16,036
Depreciation	205,180	-	-	205,180
Housing assistance payments	-	76,059	-	76,059
Other expenses: miscellaneous	3,878	1,202	-	5,080
Total Operating Expenses	<u>538,935</u>	<u>97,472</u>	<u>19,147</u>	<u>655,554</u>
Operating Income/(Loss)	<u>(461,884)</u>	<u>(96,597)</u>	<u>(19,147)</u>	<u>(577,627)</u>
Non-Operating Revenues (Expenses):				
Operating grants	118,885	96,201	19,147	234,233
Interest income	2,315	396	-	2,711
Interest expense	-	-	-	-
Miscellaneous	60,193	-	-	60,193
Total Non-Operating Revenues (Expenses)	<u>181,393</u>	<u>96,597</u>	<u>19,147</u>	<u>297,137</u>
Income before capital contributions, extraordinary items and transfers	<u>(280,490)</u>	<u>-</u>	<u>-</u>	<u>(280,490)</u>
Capital Contributions	<u>-</u>	<u>-</u>	<u>61,107</u>	<u>61,107</u>
Extraordinary items-Insurance reimbursements	<u>54,943</u>	<u>-</u>	<u>-</u>	<u>54,943</u>
Extraordinary items-Restoration of property damaged by fire	<u>(45,528)</u>	<u>-</u>	<u>-</u>	<u>(45,528)</u>
Transfers in	<u>61,107</u>	<u>-</u>	<u>-</u>	<u>61,107</u>
Transfers out	<u>-</u>	<u>-</u>	<u>(61,107)</u>	<u>(61,107)</u>
Change in Net Assets	<u>(209,968)</u>	<u>-</u>	<u>-</u>	<u>(209,968)</u>
Net Assets - Beginning as reported	<u>2,460,794</u>	<u>46,642</u>	<u>-</u>	<u>2,507,436</u>
Restatements	<u>-</u>	<u>(19,307)</u>	<u>-</u>	<u>(19,307)</u>
Restated Beginning Net Assets	<u>2,460,794</u>	<u>27,335</u>	<u>-</u>	<u>2,488,129</u>
Net Assets - Ending	<u>\$ 2,250,826</u>	<u>\$ 27,335</u>	<u>\$ -</u>	<u>\$ 2,278,161</u>

The accompanying notes are an integral part of these financial statements.

STATE OF NEW MEXICO
Rio Arriba County Housing Authority
A Component Unit of Rio Arriba County
Proprietary Funds
Statement of Cash Flows
For the Year Ended June 30, 2009

Statement E-3

	Public Housing Program	Section 8 Housing Choice Vouchers Program	Housing Capital Fund Program	Total
CASH FLOWS FROM OPERATING ACTIVITIES				
Cash received from tenant charges	\$ 77,052	\$ 875	\$ -	\$ 77,927
Cash payments to employees for services	(113,666)	(15,209)	-	(128,875)
Cash payments to suppliers for goods and services	(195,656)	(77,483)	(19,147)	(292,286)
Net Cash Provided (Used) By Operating Activities	<u>(232,270)</u>	<u>(91,817)</u>	<u>(19,147)</u>	<u>(343,234)</u>
CASH FLOWS FROM NONCAPITAL FINANCING ACTIVITIES				
Operating grants	118,885	96,200	19,147	234,232
Miscellaneous income (expense)	60,193	-	-	60,193
Change in noncurrent accrued compensated absences	2,987	160	-	3,147
Interfund loans and transfers	61,107	-	(61,107)	-
Net Cash Provided (Used) By Noncapital Financing Activities	<u>243,172</u>	<u>96,360</u>	<u>(41,960)</u>	<u>297,572</u>
CASH FLOWS FROM CAPITAL AND RELATED FINANCING ACTIVITIES				
Capital grants received	-	-	61,107	61,107
Proceeds of insurance reimbursements	54,943.00	-	-	54,943
Restoration of property damaged by fire	(45,528)	-	-	(45,528)
Purchase of capital assets	(62,346)	-	-	(62,346)
Net Cash Provided by Capital and Related Financing Activities	<u>(52,931)</u>	<u>-</u>	<u>61,107</u>	<u>8,176</u>
CASH FLOWS FROM INVESTING ACTIVITIES				
Interest on investments	2,315	396	-	2,711
Net Cash Provided (Used) by Investing Activities	<u>2,315</u>	<u>396</u>	<u>-</u>	<u>2,711</u>
Net (Decrease) Increase in Cash	(39,714)	4,939	-	(34,775)
Cash Balances-Beginning of the Period	178,156	54,862	-	233,018
Cash Balances-End of the Period	<u>\$ 138,442</u>	<u>\$ 59,801</u>	<u>\$ -</u>	<u>\$ 198,243</u>
Reconciliation of Operating Income (Loss) to Net Cash provided (Used) by Operating Activities:				
Operating (Loss)	\$ (461,884)	\$ (96,597)	\$ (19,147)	\$ (577,628)
Adjustments to Reconcile Operating (Loss) to Net Cash				
Depreciation Expense	205,180	-	-	205,180
Change in assets and liabilities:				
Receivables	24,346	283	-	24,629
Prepaid expenses	(953)	-	-	(953)
Accounts payable	(2,339)	14,618	-	12,278
Accrued payroll expense	4,316	75	-	4,391
Current accrued compensated absences	(1,062)	(92)	-	(1,154)
Customer deposits	924	-	-	924
Deferred revenue	(798)	(10,104)	-	(10,902)
Net Cash Provided (Used) by Operating Activities	<u>\$ (232,270)</u>	<u>\$ (91,817)</u>	<u>\$ (19,147)</u>	<u>\$ (343,234)</u>

The accompanying notes are an integral part of these financial statements.

STATE OF NEW MEXICO
Rio Arriba County Housing Authority
A Component Unit of Rio Arriba County
Low Rent Public Housing Program Fund
Statement of Revenues, Expenses and Changes in
Fund Net Assets - Budget (Non-GAAP Budgetary Basis) and Actual
For the Year Ended June 30, 2009

Statement E-4

	Original Budget	Final Budget	Actual	Variance Favorable (Unfavorable)
Operating revenues:				
Charges for Services	\$ -	\$ -	\$ 77,052	\$ 77,052
Total operating revenues	-	-	77,052	77,052
Operating expenses:				
Personnel services	94,662	94,662	106,295	(11,633)
Contractual services	3,600	3,600	24,797	(21,197)
Supplies	13,140	13,140	3,094	10,046
Maintenance and materials	9,600	9,600	133,231	(123,631)
Utilities	13,760	13,760	32,405	(18,645)
Collection loss	-	-	16,036	(16,036)
Housing assistance payments	-	-	-	-
Miscellaneous	21,966	21,966	17,897	4,069
Total operating expenses	156,728	156,728	333,755	(177,027)
Operating Income (Loss)	(156,728)	(156,728)	(256,703)	(99,975)
Non-operating revenues (expenses):				
Operating grants	-	-	118,885	118,885
Interest income	-	-	2,315	2,315
Interest expense	-	-	-	-
Miscellaneous	-	-	60,193	60,193
Total non-operating revenues (expenses)	-	-	181,393	181,393
Capital grants	-	-	-	-
Extraordinary items-Insurance reimbursement	-	-	54,943	54,943
Extraordinary items-Restoration of property damaged by fire	-	-	(45,528)	(45,528)
Designated cash	156,728	156,728	-	(156,728)
Transfers in	-	-	61,107	61,107
Transfers (out)	-	-	-	-
Capital grants and net transfers	156,728	156,728	70,522	(86,206)
Change in net assets before GAAP adjustments	\$ -	\$ -	(4,788)	\$ (4,788)
Expenses not budgeted				
Depreciation			(205,180)	
Change in fund net assets as reported in statement of revenues, expenses and changes in fund net assets			\$ (209,968)	

The notes to the financial statements are an integral part of these statements.

STATE OF NEW MEXICO
Rio Arriba County Housing Authority
A Component Unit of Rio Arriba County
Capital Fund Program
Statement of Revenues, Expenses and Changes in
Fund Net Assets - Budget (Non-GAAP Budgetary Basis) and Actual
For the Year Ended June 30, 2009

Statement E-5

	Original Budget	Final Budget	Actual	Variance Favorable (Unfavorable)
Operating revenues:				
Charges for Services	\$ -	\$ -	\$ -	\$ -
Total operating revenues	<u>-</u>	<u>-</u>	<u>-</u>	<u>-</u>
Operating expenses:				
Personnel services	-	-	19,147	(19,147)
Contractual services	-	-	-	-
Supplies	-	-	-	-
Maintenance and materials	-	-	-	-
Utilities	-	-	-	-
Collection loss	-	-	-	-
Housing assistance payments	-	-	-	-
Miscellaneous	-	-	-	-
Total operating expenses	<u>-</u>	<u>-</u>	<u>19,147</u>	<u>(19,147)</u>
Operating Income (Loss)	<u>-</u>	<u>-</u>	<u>(19,147)</u>	<u>(19,147)</u>
Non-operating revenues (expenses):				
Operating grants	-	-	19,147	19,147
Interest income	-	-	-	-
Interest expense	-	-	-	-
Miscellaneous	-	-	-	-
Total non-operating revenues (expenses)	<u>-</u>	<u>-</u>	<u>19,147</u>	<u>19,147</u>
Capital grants	-	-	61,107	61,107
Proceeds of insurance reimbursements for the fire damage on property	-	-	-	-
Designated cash	-	-	-	-
Transfers in	-	-	-	-
Transfers (out)	-	-	(61,107)	(61,107)
Capital grants and net transfers	<u>-</u>	<u>-</u>	<u>-</u>	<u>-</u>
Change in net assets before GAAP adjustments	<u>-</u>	<u>-</u>	<u>-</u>	<u>-</u>
Expenses not budgeted				
Depreciation			-	
Change in fund net assets as reported in statement of revenues, expenses and changes in fund net assets			<u>\$ -</u>	

The notes to the financial statements are an integral part of these statements.

STATE OF NEW MEXICO
Rio Arriba County Housing Authority
A Component Unit of Rio Arriba County
Section 8 Housing Program Fund
Statement of Revenues, Expenses and Changes in
Fund Net Assets - Budget (Non-GAAP Budgetary Basis) and Actual
For the Year Ended June 30, 2009

Statement E-6

	Original Budget	Final Budget	Actual	Variance Favorable (Unfavorable)
Operating revenues:				
Charges for Services	\$ -	\$ -	\$ 875	\$ 875
Total operating revenues	<u>-</u>	<u>-</u>	<u>875</u>	<u>875</u>
Operating expenses:				
Personnel services	25,590	25,590	18,064	7,526
Contractual services	-	-	1,385	(1,385)
Supplies	-	-	402	(402)
Maintenance and materials	-	-	-	-
Utilities	-	-	360	(360)
Collection loss	-	-	-	-
Housing assistance payments	-	-	76,059	(76,059)
Miscellaneous	4,070	4,070	1,202	2,868
Total operating expenses	<u>29,660</u>	<u>29,660</u>	<u>97,472</u>	<u>(67,812)</u>
Operating Income (Loss)	<u>(29,660)</u>	<u>(29,660)</u>	<u>(96,597)</u>	<u>(66,937)</u>
Non-operating revenues (expenses):				
Operating grants	-	-	96,201	96,201
Investment income	-	-	396	396
Interest expense	-	-	-	-
Miscellaneous	-	-	-	-
Total non-operating revenues (expenses)	<u>-</u>	<u>-</u>	<u>96,597</u>	<u>96,597</u>
Capital grants	-	-	-	-
Proceeds of insurance reimbursements for the fire damage on property	-	-	-	-
Designated cash	29,660	29,660	-	29,660
Transfers in	-	-	-	-
Transfers (out)	-	-	-	-
Capital grants and net transfers	<u>29,660</u>	<u>29,660</u>	<u>-</u>	<u>29,660</u>
Change in net assets before GAAP adjustments	<u>\$ -</u>	<u>\$ -</u>	<u>-</u>	<u>\$ -</u>
Expenses not budgeted				
Depreciation			-	
Change in fund net assets as reported in statement of revenues, expenses and changes in fund net assets			<u>\$ -</u>	

The notes to the financial statements are an integral part of these statements.

(This page intentionally left blank)

SUPPORTING SCHEDULES

STATE OF NEW MEXICO

Schedule I

Rio Arriba County
 Schedule of Collateral Pledged by Depository
 For Public Funds
 June 30, 2009

Name of Depository	Description of Pledged Collateral	Maturity	CUSIP Number	Fair Market Value June 30, 2009	Name and Location of Safekeeper
Community Bank					
	FFCB	5/11/2010	31331VZC3	\$ 1,041,780	Federal Reserve Bank of Boston, MA
	FHLB	8/14/2009	3133MQSR6	502,832	Federal Reserve Bank of Boston, MA
	FHLB	9/11/2009	3133XCTP0	1,008,591	Federal Reserve Bank of Boston, MA
	FHLB	9/15/2009	3134A3M78	1,013,981	Federal Reserve Bank of Boston, MA
	FNMA	11/9/2009	3136F6LL1	506,826	Federal Reserve Bank of Boston, MA
	FHLMC	9/1/2011	31282SBD3	484,784	Federal Reserve Bank of Boston, MA
	FHLB GOLD	5/1/2012	31282SCF7	716,544	Federal Reserve Bank of Boston, MA
	FHLMC	12/1/2012	31282SDE9	581,851	Federal Reserve Bank of Boston, MA
	FHLMC	1/1/2013	31282SDJ8	526,319	Federal Reserve Bank of Boston, MA
	FHLMC	12/1/2009	31282VB46	332,816	Federal Reserve Bank of Boston, MA
	FHLB GOLD	4/1/2013	3128H3FB2	111,999	Federal Reserve Bank of Boston, MA
	FHLB GOLD	10/1/2017	3128M1BZ1	862,089	Federal Reserve Bank of Boston, MA
	FHLMC	12/1/2020	3128M1ET2	652,234	Federal Reserve Bank of Boston, MA
	FHLMC	11/1/2021	3128M1RX9	593,189	Federal Reserve Bank of Boston, MA
	FHLMC	9/15/2024	3139PKU5	109,592	Federal Reserve Bank of Boston, MA
	Total collateral pledged by Community Bank			<u>9,045,427</u>	
Valley National Bank					
	*Rali 2005-QS13 1A6	9/25/2035	761118GX0	751,296	TIB Independent Bankers Bank Dallas, TX
	*Montgomery Cnty Tx Muni Bonds	3/1/2024	613922LC3	342,080	TIB Independent Bankers Bank Dallas, TX
	FN256978	11/1/2037	31371NM36	939,912	TIB Independent Bankers Bank Dallas, TX
	WFMB 2003-F A 1	5/1/2033	94979ZAA0	415,035	TIB Independent Bankers Bank Dallas, TX
	FHLMC Gold #910665	7/1/2027	3128P7FE8	725,194	TIB Independent Bankers Bank Dallas, TX
	*Brazoria Cnty Tex Muni Bonds	9/1/2022	106056DZ4	304,441	TIB Independent Bankers Bank Dallas, TX
	GNMA II Pool #4284	11/20/1938	36202EXM6	1,639,963	TIB Independent Bankers Bank Dallas, TX
	FANNIE MAE	2/8/2023	3136F8P33	1,437,191	TIB Independent Bankers Bank Dallas, TX
	*Ranch Cypress Creek Tex Muni Bond	8/1/2016	751882AP6	230,129	TIB Independent Bankers Bank Dallas, TX
	*C N P Util Dist Tex	4/1/2025	123133MV6	276,282	TIB Independent Bankers Bank Dallas, TX
	Total collateral pledged by Valley National Bank before disallowance			<u>7,061,523</u>	
	Unqualified collateral			<u>(1,904,228)</u>	
	Net collateral pledged by Valley National Bank after disallowance			<u>5,157,295</u>	
	Total all banks			<u>\$ 14,202,722</u>	

*Unqualified (disallowed) collateral: The types of collateral allowed are limited to direct obligations of the United States Government and all securities issued by any agency, district, political subdivision of the State of New Mexico.

STATE OF NEW MEXICO
Rio Arriba County
Schedule of Deposit and Investment Accounts
June 30, 2009

Schedule II

Bank Account Type/Name		Community Bank	New MexiGROW LGIP	Valley National Bank	Totals
Miscellaneous Account - Checking	C	\$ 8,894,490	\$ -	\$ -	\$ 8,894,490
Tax Account - Checking	C	739,420	-	-	739,420
Inmate Account - Checking	C	18,603	-	-	18,603
Certificate of Deposit	I	2,659,319	-	-	2,659,319
Certificate of Deposit	I	2,659,319	-	-	2,659,319
Certificate of Deposit	I	4,178,815	-	-	4,178,815
Certificate of Deposit	I	-	-	100,000	100,000
Certificate of Deposit	I	-	-	300,000	300,000
Certificate of Deposit	I	-	-	4,000,000	4,000,000
Certificate of Deposit	I	-	-	3,000,000	3,000,000
Certificate of Deposit	I	-	-	3,000,000	3,000,000
Certificate of Deposit	I	-	-	4,000,000	4,000,000
State LGIP (Reserve Contingencies Fund)	I	-	91,891	-	91,891
Total On Deposit		19,149,965	91,891	14,400,000	33,641,856
Reconciling Items		(2,428,976)	-	-	(2,428,976)
Reconciled Balance as of June 30, 2009		<u>\$16,720,989</u>	<u>\$ 91,891</u>	<u>\$ 14,400,000</u>	<u>31,212,880</u>
Petty Cash					675
Less: Agency funds					<u>(93,774)</u>
Statement of Net Assets total June 30, 2009					<u>\$ 31,119,780</u>

C - Are Cash and Cash Equivalent accounts.

I - Are Investments accounts.

See accompanying independent auditors' report.

STATE OF NEW MEXICO
Rio Arriba County Housing Authority
A Component Unit of Rio Arriba County
Schedule of Deposit and Investment Accounts
June 30, 2009

<u>Financial Institution</u>	<u>Bank Balance</u>	<u>Deposit in Transit</u>	<u>Outstanding Checks</u>	<u>Other Adjustments</u>	<u>Book Balance</u>
Valley National Bank					
Checking Accounts					
Low Income	\$ 86,252	\$ -	\$ 9,064	\$ -	\$ 77,187
Section 8	60,830	-	1,029	-	59,801
Security Deposit Fund	4,950	-	110	-	4,840
Subtotal Valley National Bank	152,031	-	10,203	-	141,828
Century Bank					
CD-Investments	11,266	-	-	-	11,266
CD-Cash Equivalent	11,105	-	-	-	11,105
CD-Investments	34,044	-	-	-	34,044
Subtotal Century Bank	56,415	-	-	-	56,415
Total Cash - June 30, 2009	\$ 208,446	\$ -	\$ 10,203	\$ -	\$ 198,243
Shown on Statement of Net Assets as:					
Cash and cash equivalents					\$ 148,093
Investments					\$ 45,310
Restricted cash and cash equivalents					4,840
Total Cash - June 30, 2009					\$ 198,243

See accompanying independent auditors' report.

STATE OF NEW MEXICO

Schedule IV

Rio Arriba County

Tax Roll Reconciliation-Changes in Property Taxes Receivable
For the Year Ended June 30, 2009

	<u>Original Assessed Amounts</u>	<u>Revised Assessed Amounts</u>
Property Taxes Receivable, Beginning of Year	\$ 5,642,964	\$ 5,258,798
Changes to tax roll Addition & Deletions	-	(285,016)
†Taxes Charges to Treasurer for fiscal year	13,394,117	13,394,117
Adjustments:		
Increases/decreases from prior year	-	-
1998 Property Tax Receivables considered received	-	(140,297)
Adjustments:	<u>(14)</u>	<u>(15)</u>
Total receivables prior to collections	<u>\$ 19,037,067</u>	<u>\$ 18,227,586</u>
Collection for fiscal year ended June 30, 2009	\$ (13,165,455)	\$ (13,165,455)
Less P&I	302,846	302,846
Overpayments on taxes	-	-
Taxes Paid in Advance	13,056	13,056
Taxes Paid under Protest	-	-
Adjustment	(4)	(4)
Considered Paid & Rec Per State Law	(254,470)	-
Total Collections	<u>(13,104,027)</u>	<u>(12,849,557)</u>
Property taxes receivables, end of year	<u>\$ 5,933,040</u>	<u>\$ 5,378,029</u>
Property Taxes Receivables by Year:		
1999	\$ 617,853	\$ 563,799
2000	357,755	298,035
2001	401,221	338,098
2002	309,321	222,861
2003	405,269	293,863
2004	313,588	213,627
2005	510,543	561,127
2006	534,416	469,713
2007	800,337	739,709
2008	<u>1,682,736</u>	<u>1,677,197</u>
Total taxes receivable	<u>\$ 5,933,040</u>	<u>\$ 5,378,029</u>

See accompanying independent auditors' report.

STATE OF NEW MEXICO

Rio Arriba County

Property Tax Schedule

For the Year Ended June 30, 2009

Schedule V

Page 1 of 6

	Net Property Taxes Levied	Taxes Collected Current year	Taxes Collected to Date	Taxes Distributed Current Year	Taxes Distributed To Date	County Taxes Receivable at Year End
State Debt Service						
1999	\$ 668,009	\$ 247	\$ 617,768	\$ 247	\$ 617,767	\$ 50,241
2000	765,516	286	713,753	286	713,753	51,763
2001	1,250,588	1,268	888,491	1,268	888,492	362,097
2002	610,592	946	568,092	946	568,092	42,500
2003	919,676	1,731	885,801	3,005	887,075	33,875
2004	628,750	1,777	605,323	1,777	605,323	23,427
2005	758,477	6,668	720,919	6,668	720,919	37,558
2006	813,941	20,000	768,430	20,000	769,154	45,511
2007	808,628	47,304	744,127	47,304	746,557	64,501
2008	842,119	723,179	723,179	723,179	723,179	118,940
	\$ 8,066,296	\$ 803,407	\$ 7,235,883	\$ 804,681	\$ 7,240,312	\$ 830,413
County Operating						
1999	\$ 3,342,004	\$ 1,165	\$ 3,235,495	\$ 1,165	\$ 3,235,495	\$ 106,509
2000	3,225,846	1,126	3,168,747	1,126	3,168,747	57,099
2001	3,360,801	4,750	3,288,341	4,750	3,288,341	72,460
2002	3,539,816	5,745	3,540,500	5,741	3,540,500	(684)
2003	3,245,288	6,427	3,162,192	9,722	3,165,487	83,096
2004	3,545,843	9,827	3,454,733	9,827	3,454,733	91,110
2005	3,759,532	31,496	3,618,070	31,496	3,618,070	141,462
2006	4,010,489	93,008	3,853,962	93,008	3,856,407	156,527
2007	4,288,335	234,142	4,027,508	234,142	4,036,404	260,827
2008	4,582,080	4,033,105	4,033,108	4,033,105	4,033,105	548,972
	\$ 36,900,034	\$ 4,420,791	\$ 35,382,655	\$ 4,424,083	\$ 35,397,288	\$ 1,517,378
Municipalities:						
Village of Chama						
1999	\$ 47,672	\$ 0	\$ 47,156	\$ 0	\$ 47,156	\$ 516
2000	50,183		47,758	-	47,758	2,425
2001	48,176	850	45,944	850	45,944	2,232
2002	51,859	982	51,264	982	51,264	595
2003	51,564	839	50,725	927	50,813	839
2004	57,131	968	55,737	968	55,737	1,394
2005	60,425	1,438	58,912	1,438	58,912	1,513
2006	63,777	3,221	62,401	3,221	62,444	1,376
2007	67,705	5,759	62,890	5,759	63,126	4,815
2008	71,772	59,556	59,556	59,556	59,556	12,216
	\$ 570,264	\$ 73,614	\$ 542,342	\$ 73,702	\$ 542,710	\$ 27,922

See Accompanying independent auditors' report.

STATE OF NEW MEXICO

Rio Arriba County
Property Tax Schedule

For the Year Ended June 30, 2009

Schedule V
Page 2 of 6

	Net Property Taxes Levied	Taxes Collected Current year	Taxes Collected to Date	Taxes Distributed Current Year	Taxes Distributed To Date	County Taxes Receivable at Year End
City of Espanola						
1999	\$ 235,325	\$ 72	\$ 241,167	\$ 72	\$ 241,167	\$ (5,842)
2000	253,008	61	242,484	61	242,484	10,524
2001	251,352	169	245,773	169	245,773	5,579
2002	260,186	168	254,013	168	254,013	6,173
2003	269,963	279	263,411	722	263,853	6,552
2004	281,005	619	274,357	619	274,357	6,648
2005	309,589	2,693	297,821	2,693	297,821	11,768
2006	330,055	9,038	322,579	9,038	322,948	7,476
2007	336,656	28,124	315,279	28,124	315,945	21,377
2008	367,394	306,933	306,933	306,933	306,933	60,462
	<u>\$ 2,894,533</u>	<u>\$ 348,155</u>	<u>\$ 2,763,818</u>	<u>\$ 348,597</u>	<u>\$ 2,765,295</u>	<u>\$ 130,715</u>
Schools:						
Mesa Vista SD#6						
1999	\$ 128,600	\$ 8	\$ 123,057	\$ 8	\$ 123,057	\$ 5,543
2000	140,261		111,821		111,821	28,440
2001	158,706	53	185,959	53	185,959	(27,253)
2002	141,303	78	138,894	78	138,894	2,409
2003	108,307	118	106,105	218	106,206	2,202
2004	121,574	156	118,439	156	118,439	3,135
2005	107,529	534	103,685	534	103,685	3,844
2006	155,552	4,610	147,785	4,610	147,941	7,767
2007	234,307	12,987	213,948	12,987	215,157	20,359
2008	247,521	214,822	214,822	214,822	214,822	32,699
	<u>\$ 1,543,660</u>	<u>\$ 233,365</u>	<u>\$ 1,464,515</u>	<u>\$ 233,466</u>	<u>\$ 1,465,980</u>	<u>\$ 79,146</u>
Chama Valley Schools #19						
1999	\$ 404,823	\$ 310	\$ 394,341	\$ 310	\$ 394,341	\$ 10,482
2000	409,505	306	397,680	306	397,680	11,825
2001	444,649	1,408	440,164	1,408	440,164	4,485
2002	202,397	898	196,318	898	196,318	6,079
2003	207,905	705	202,729	879	202,903	5,176
2004	498,328	1,509	484,257	1,509	484,257	14,071
2005	830,677	5,417	769,857	5,417	769,857	60,820
2006	990,527	23,217	949,292	23,217	949,557	41,235
2007	1,052,750	53,317	984,644	53,317	985,672	68,106
2008	1,216,655	1,073,953	1,073,953	1,073,953	1,073,953	142,703
	<u>\$ 6,258,216</u>	<u>\$ 1,161,040</u>	<u>\$ 5,893,236</u>	<u>\$ 1,161,214</u>	<u>\$ 5,894,702</u>	<u>\$ 364,981</u>
Dulce Independent #21						
1999	\$ 420,596		\$ 414,736		\$ 414,736	\$ 5,860
2000	406,226	1	374,824	1	374,824	31,402
2001	733,518	2	710,370	2	710,370	23,148
2002	920,443	3	911,969	3	911,969	8,474
2003	818,053	30	822,861	107	822,938	(4,808)
2004	350,062	102	346,141	102	346,141	3,921
2005	265,603	355	275,895	355	275,895	(10,292)
2006	309,972	507	304,459	507	304,550	5,513
2007	354,221	2,319	348,217	2,319	348,398	6,004
2008	804,364	790,643	790,643	790,643	790,643	13,721
	<u>\$ 5,383,058</u>	<u>\$ 793,961</u>	<u>\$ 5,300,114</u>	<u>\$ 794,038</u>	<u>\$ 5,300,463</u>	<u>\$ 82,944</u>

See Accompanying independent auditors' report.

STATE OF NEW MEXICO

Rio Arriba County

Property Tax Schedule

For the Year Ended June 30, 2009

Schedule V

Page 3 of 6

	Net Property Taxes Levied	Taxes Collected Current year	Taxes Collected to Date	Taxes Distributed Current Year	Taxes Distributed To Date	County Taxes Receivable at Year End
Penasco #32						
1999	\$ 10,604		\$ 11,304	\$ -	\$ 11,304	\$ (700)
2000	14,574		24,962	-	24,962	(10,388)
2001	14,693		1,762	-	1,762	12,931
2002	9,498		9,235	-	9,235	263
2003	12,819		12,369	33	12,402	450
2004	13,662		13,238	-	13,238	424
2005	16,456	254	15,980	254	15,980	476
2006	16,956	299	16,227	299	16,227	729
2007	18,127	877	16,700	877	16,744	1,427
2008	20,011	17,418	17,418	17,418	17,418	2,593
	<u>\$ 147,400</u>	<u>\$ 18,848</u>	<u>\$ 139,195</u>	<u>\$ 18,881</u>	<u>\$ 139,272</u>	<u>\$ 8,205</u>
Espanola 45IN&Out						
1999	\$ 2,260,339	\$ 908	\$ 1,904,285	\$ 908	\$ 1,904,285	\$ 356,054
2000	2,593,840	1,173	2,436,476	1,173	2,436,476	157,364
2001	2,365,912	2,565	2,309,774	2,565	2,309,774	56,138
2002	2,601,818	3,347	2,524,542	3,347	2,524,542	77,276
2003	2,549,629	4,559	2,349,157	9,575	2,354,172	200,472
2004	3,467,784	9,935	3,346,301	9,935	3,346,301	121,483
2005	2,998,999	23,941	2,840,536	23,941	2,840,536	158,463
2006	2,683,982	78,698	2,531,326	78,698	2,535,004	152,656
2007	1,969,808	142,012	1,794,416	142,012	1,803,174	175,392
2008	2,339,424	1,960,128	1,960,128	1,960,128	1,960,128	379,296
	<u>\$ 25,831,535</u>	<u>\$ 2,227,268</u>	<u>\$ 23,996,939</u>	<u>\$ 2,232,283</u>	<u>\$ 24,014,391</u>	<u>\$ 1,834,596</u>
Jemz Mtn #53						
1999	\$ 288,949	\$ 157	\$ 278,286	\$ 157	\$ 278,286	\$ 10,663
2000	253,921	108	241,016	108	241,016	12,905
2001	156,033	142	152,489	142	152,489	3,544
2002	194,839	206	190,521	206	190,521	4,318
2003	196,915	114	179,143	211	179,239	17,772
2004	235,335	232	226,037	232	226,037	9,298
2005	206,983	805	198,118	805	198,118	8,865
2006	156,392	2,093	148,032	2,093	148,075	8,360
2007	214,152	6,632	203,449	6,632	203,696	10,703
2008	228,022	211,287	211,287	211,287	211,287	16,736
	<u>\$ 2,131,541</u>	<u>\$ 221,777</u>	<u>\$ 2,028,377</u>	<u>\$ 221,873</u>	<u>\$ 2,028,764</u>	<u>\$ 103,164</u>
Hospital						
1999	\$ 1,681,617	\$ 633	\$ 1,609,887	\$ 633	\$ 1,609,887	\$ 71,730
2000	1,707,650	641	1,705,759	641	1,705,759	1,891
2001	1,772,700	2,310	1,877,000	2,310	1,877,000	(104,300)
2002	1,814,588	2,777	1,715,382	2,777	1,715,382	99,206
2003	1,734,837	3,197	1,681,394	5,448	1,683,645	53,443
2004	1,904,086	5,133	1,847,255	5,133	1,847,255	56,831
2005	2,014,976	17,217	1,931,116	17,217	1,931,116	83,860
2006	2,136,521	51,334	2,039,908	51,334	2,041,587	96,613
2007	2,220,471	126,445	2,068,290	126,445	2,074,265	152,181
2008	2,298,869	1,997,617	1,997,617	1,997,617	1,997,617	301,252
	<u>\$ 19,286,315</u>	<u>\$ 2,207,304</u>	<u>\$ 18,473,608</u>	<u>\$ 2,209,555</u>	<u>\$ 18,483,512</u>	<u>\$ 812,707</u>

See Accompanying independent auditors' report.

STATE OF NEW MEXICO
 Rio Arriba County
 Property Tax Schedule
 For the Year Ended June 30, 2009

	Net Property Taxes Levied	Taxes Collected Current year	Taxes Collected to Date	Taxes Distributed Current Year	Taxes Distributed To Date	County Taxes Receivable at Year End
Chama SWCD						
1999	\$ 24,242	\$ 14	\$ 21,217	\$ 14	\$ 21,217	\$ 3,025
2000	22,633	15	23,935	15	23,935	(1,302)
2001	21,680	11	27,060	11	27,060	(5,380)
2002	108,749	12	52,087	12	52,087	56,662
2003	62,491	34	60,850	85	60,901	1,641
2004	49,440	18	71,073	18	71,073	(21,633)
2005	81,100	358	74,098	358	74,098	7,002
2006	84,470	1,513	80,564	1,513	80,579	3,906
2007	87,422	3,832	81,931	3,832	81,972	5,491
2008	91,600	81,818	81,818	81,818	81,818	9,783
	<u>\$ 633,827</u>	<u>\$ 87,626</u>	<u>\$ 574,633</u>	<u>\$ 87,676</u>	<u>\$ 574,739</u>	<u>\$ 59,195</u>
East Espanola SWCD						
1999	\$ 51,696	\$ 27	\$ 46,936	\$ 27	\$ 46,936	\$ 4,760
2000	51,387	30	50,333	30	50,333	1,054
2001	52,783	71	56,527	71	56,527	(3,744)
2002	54,194	86	51,311	86	51,311	2,883
2003	51,377	111	49,383	248	49,519	1,994
2004	55,167	177	52,915	177	52,915	2,252
2005	57,876	531	54,535	531	54,535	3,341
2006	61,689	1,954	57,382	1,954	57,485	4,307
2007	65,970	4,294	59,255	4,294	59,665	6,715
2008	228,800	189,529	189,529	189,529	189,529	39,271
	<u>\$ 730,939</u>	<u>\$ 196,810</u>	<u>\$ 668,106</u>	<u>\$ 196,946</u>	<u>\$ 668,754</u>	<u>\$ 62,833</u>
Cuba SWCD						
1999	\$ 23,609	\$ 17	\$ 24,598	\$ 17	\$ 24,598	\$ (989)
2000	37,145	14	34,392	14	34,392	2,753
2001	28,731	36	29,446	36	29,446	(715)
2002	28,262	41	25,097	41	25,097	3,165
2003	30,074	32	27,509	55	27,532	2,565
2004	32,003	44	30,775	44	30,775	1,228
2005	43,118	158	41,257	158	41,257	1,861
2006	45,303	592	42,864	592	42,878	2,439
2007	48,999	1,549	46,559	1,549	46,617	2,440
2008	55,486	51,391	51,391	51,391	51,391	4,095
	<u>\$ 372,730</u>	<u>\$ 53,874</u>	<u>\$ 353,888</u>	<u>\$ 53,897</u>	<u>\$ 353,982</u>	<u>\$ 18,842</u>
Total	<u>\$ 110,750,348</u>	<u>\$ 12,847,839</u>	<u>\$ 104,817,308</u>	<u>\$ 12,860,892</u>	<u>\$ 104,870,164</u>	<u>\$ 5,933,040</u>
						(555,011)
					Total	<u>\$ 5,378,029</u>

See Accompanying independent auditors' report.

STATE OF NEW MEXICO
Rio Arriba County
Property Tax Schedule
For the Year Ended June 30, 2009

	Net Property Taxes Levied	Taxes Collected Current year	Taxes Collected to Date	Taxes Distributed Current Year	Taxes Distributed To Date	County Taxes Receivable at Year End
Tax Roll Reconciliation						
1999	\$ 9,588,085	\$ 3,559	\$ 8,970,232	\$ 3,559	\$ 8,970,232	\$ 617,853
2000	9,931,695	3,761	9,573,940	3,761	9,573,940	357,755
2001	10,660,322	13,635	10,259,101	13,635	10,259,101	401,221
2002	10,538,544	15,289	10,229,223	15,285	10,229,224	309,321
2003	10,258,898	18,178	9,853,629	31,234	9,866,685	405,269
2004	11,240,170	30,497	10,926,582	30,497	10,926,581	313,588
2005	11,511,340	91,865	11,000,797	91,865	11,000,796	510,543
2006	11,859,626	290,085	11,325,210	290,085	11,334,836	534,416
2007	11,767,551	669,593	10,967,214	669,593	10,997,391	800,337
2008	13,394,117	11,711,378	11,711,381	11,711,378	11,711,378	1,682,736
	\$ 110,750,348	\$ 12,847,839	\$ 104,817,308	\$ 12,860,892	\$ 104,870,164	\$ 5,933,040

See Accompanying independent auditors' report.

STATE OF NEW MEXICO
Rio Arriba County
Property Tax Roll Reconciliation
For the Year Ended June 30, 2009

TAX YEAR	Property Taxes Levied	Addition Deletion Current	Addition Deletion Year to Date	Net Property Taxes Levied	2008/2009 Taxes Collected Current Year	2008/2009 Taxes Collected To Date	2008/2009 Taxes Distributed Current Year	2008/2009 Taxes Distributed To Date	County Taxes Receivable at Year End	%
Tax Roll Reconciliation										
1999	\$ 9,588,085	\$ (15,328)	\$ (54,054)	\$ 9,534,031	\$ 3,559	\$ 8,970,232	\$ 3,559	\$ 8,970,232	\$ 563,799	94.09%
2000	9,931,695	(15,999)	(59,720)	9,871,975	3,761	9,573,940	3,761	9,573,940	298,035	96.98%
2001	10,660,322	(15,285)	(63,123)	10,597,199	13,635	10,259,101	13,635	10,259,101	338,098	96.81%
2002	10,538,544	(18,017)	(86,460)	10,452,084	15,289	10,229,223	15,285	10,229,223	222,861	97.87%
2003	10,258,898	(18,346)	(111,407)	10,147,491	18,178	9,853,629	31,234	9,866,685	293,863	97.10%
2004	11,240,170	(21,927)	(99,961)	11,140,209	30,497	10,926,582	30,497	10,926,581	213,627	98.08%
2005	11,511,340	(31,171)	50,584	11,561,924	91,865	11,000,797	91,865	11,000,796	561,127	95.15%
2006	11,859,626	(37,007)	(64,703)	11,794,923	290,085	11,325,210	290,085	11,334,836	469,713	96.02%
2007	11,767,551	(22,095)	(60,628)	11,706,923	669,593	10,967,214	669,593	10,997,391	739,709	93.68%
2008	13,394,117	(5,538)	(5,538)	13,388,579	11,711,378	11,711,381	11,711,378	11,711,378	1,677,197	87.47%
	\$ 110,750,348	\$ (200,714)	\$ (555,011)	\$ 110,195,337	\$ 12,847,839	\$ 104,817,308	\$ 12,860,892	\$ 104,870,164	\$ 5,378,029	

The accompanying notes are an integral part of these financial statements

STATE OF NEW MEXICO
Rio Arriba County
Schedule of Changes in Fiduciary Assets and Liabilities
For the Year Ended June 30, 2009

Schedule VI

ASSETS	<u>Balance June 30, 2008</u>	<u>Adjustments</u>	<u>Additions</u>	<u>Deletions</u>	<u>Balance June 30, 2009</u>
Cash and cash equivalents	\$ 63,733	\$ 59,590	\$ 12,888,461	\$ 12,918,010	\$ 93,774
Interest receivable	-	-	4	-	4
Property taxes receivables	3,916,387	-	13,388,579	13,444,315	3,860,651
<i>Total assets</i>	<u>\$ 3,980,120</u>	<u>\$ 59,590</u>	<u>\$ 26,277,044</u>	<u>\$ 26,362,325</u>	<u>\$ 3,954,429</u>
 LIABILITIES					
Due to other taxing units	\$ 3,959,216	\$ -	\$ 26,233,575	\$ 26,305,207	\$ 3,887,584
Due to Inmates	20,904	59,590	43,469	57,118	66,845
<i>Total liabilities</i>	<u>\$ 3,980,120</u>	<u>\$ 59,590</u>	<u>\$ 26,277,044</u>	<u>\$ 26,362,325</u>	<u>\$ 3,954,429</u>

See accompanying independent auditors' report.

RIO ARRIBA HOUSING AUTHORITY

STATE OF NEW MEXICO
Rio Arriba County Housing Authority
A Component Unit of Rio Arriba County
Financial Data Schedule
June 30, 2009

Schedule VII
1 of 2

	Low Rent Public Housing	Housing Choice Vouchers	Public Housing Capital Fund	Total
	14.850	14.871	14.872	
ASSETS				
111	\$ 78,877	\$ 59,801	\$ -	\$ 138,678
112	9,415	-	-	9,415
113	-	-	-	-
114	4,840	-	-	4,840
115	-	-	-	-
100	<u>93,131</u>	<u>59,801</u>	<u>-</u>	<u>152,932</u>
121	-	-	-	-
122	22,460	-	-	22,460
124	-	-	-	-
125	5,006	-	-	5,006
126	35,539	-	-	35,539
126.1	(21,567)	-	-	(21,567)
129	639	-	-	639
120	<u>42,077</u>	<u>-</u>	<u>-</u>	<u>42,077</u>
131	45,310	-	-	45,310
132	-	-	-	-
135	-	-	-	-
142	8,999	-	-	8,999
143	-	-	-	-
143.1	-	-	-	-
144	-	-	-	-
145	-	-	-	-
150	<u>189,516</u>	<u>59,801</u>	<u>-</u>	<u>249,317</u>
161	109,735	-	-	109,735
162	4,071,649	-	-	4,071,649
163	45,980	-	-	45,980
164	86,907	-	-	86,907
165	1,233,571	-	-	1,233,571
166	(3,457,034)	-	-	(3,457,034)
167	-	-	-	-
168	-	-	-	-
160	<u>2,090,809</u>	<u>-</u>	<u>-</u>	<u>2,090,809</u>
180	2,090,809	-	-	2,090,809
190	<u>\$ 2,280,325</u>	<u>\$ 59,801</u>	<u>\$ -</u>	<u>\$ 2,340,126</u>
LIABILITIES AND EQUITY/NET ASSETS				
311	\$ -	\$ -	\$ -	\$ -
312	7,357	-	-	7,357
313	-	-	-	-
321	8,011	75	-	8,086
322	4,505	348	-	4,854
324	-	-	-	-
325	-	-	-	-
331	-	-	-	-
332	-	-	-	-
333	-	-	-	-
341	4,717	-	-	4,717
342	-	9,202	-	9,202
344	-	-	-	-
345	-	-	-	-
346	-	-	-	-
347	-	22,460	-	22,460
348	-	-	-	-
310	<u>24,590</u>	<u>32,086</u>	<u>-</u>	<u>56,676</u>
351	-	-	-	-
352	-	-	-	-
353	-	-	-	-
354	4,910	380	-	5,290

See accompanying independent auditors' report.

STATE OF NEW MEXICO
Rio Arriba County Housing Authority
A Component Unit of Rio Arriba County
Financial Data Schedule
June 30, 2009

Schedule VII
2 of 2

	Low Rent Public Housing	Housing Choice Vouchers	Public Housing Capital Fund	Total
	14,850	14,871	14,872	
355	Loan liability – Non-current	-	-	-
356	FASB 5 Liabilities	-	-	-
357	Accrued Pension and OPEB Liability	-	-	-
350	Total Non-current liabilities	-	-	-
300	Total Liabilities	<u>29,500</u>	<u>32,465</u>	<u>61,966</u>
508.1	Invested in capital assets, net of related debt	2,233,643	-	2,233,643
511.1	Restricted Net Assets	9,415	-	9,415
512.1	Unrestricted Net Assets	<u>7,767</u>	<u>27,335</u>	<u>35,102</u>
513	Total Equity/Net Assets	<u>2,250,825</u>	<u>27,335</u>	<u>2,278,160</u>
600	Total Liabilities and Equity/Net assets	<u>\$ 2,280,325</u>	<u>\$ 59,801</u>	<u>\$ 2,340,126</u>
REVENUE				
70300	Net tenant rental revenue	\$ 72,672	\$ -	\$ -
70400	Tenant revenue - other	-	-	-
70500	Total Tenant Revenue	<u>72,672</u>	<u>-</u>	<u>72,672</u>
70600	HUD PHA operating grants	118,885	96,200	19,147
70610	Capital grants	-	-	61,106
71100	Investment income - unrestricted	2,315	130	-
71500	Other revenue	73,988	875	-
71600	Gain or loss on sale of capital assets	-	-	-
72000	Investment income - restricted	-	266	-
70000	Total Revenue	<u>267,860</u>	<u>97,472</u>	<u>80,254</u>
EXPENSES				
91100	Administrative salaries	85,800	11,881	19,147
91310	Book-Keeping Fee	19,199	1,245	-
91500	Employee benefit contributions - administrative	17,042	2,518	-
91600	Office Expenses	19,799	2,104	-
91700	Legal Expense	180	-	-
91800	Travel	2,539	1,795	-
91900	Other	914	1,870	-
93100	Water	10,155	-	-
93200	Electricity	4,843	-	-
93300	Gas	3,744	-	-
93800	Other utilities expense	6,255	-	-
94300	Ordinary Maintenance and Operations Contracts	118,135	-	-
94500	Employee benefit contribution - ordinary maintenance	14,401	-	-
96100	Total insurance Premiums	14,019	-	-
96000	Other General Expenses	16,036	-	-
96900	Total Operating Expenses	<u>333,059</u>	<u>21,413</u>	<u>19,147</u>
97000	Excess Revenue Over Operating Expenses	<u>(65,199)</u>	<u>76,059</u>	<u>61,107</u>
97200	Casualty losses- Non-capitalized	696	-	-
97300	Housing assistance payments	-	76,059	-
97400	Depreciation expense	205,180	-	-
90000	Total Expenses	<u>538,935</u>	<u>97,472</u>	<u>19,147</u>
10010	Operating transfer in	61,107	-	-
10020	Operating transfer out	-	-	(61,107)
10100	Total other financing sources (uses)	61,107	-	(61,107)
10000	Excess (Deficiency) of Revenue Over (Under) Expenses	<u>(271,075)</u>	<u>-</u>	<u>61,107</u>
11030	Beginning equity as reported	2,460,794	46,642	-
	Adjustments	-	(19,307)	-
	Restated Beginning Net assets	<u>2,460,794</u>	<u>27,335</u>	<u>-</u>
	Ending equity	<u>\$ 2,250,825</u>	<u>\$ 27,335</u>	<u>\$ -</u>
		<u>\$ 2,278,161</u>	<u>\$ -</u>	<u>\$ 2,278,161</u>

See accompanying independent auditors' report.

COMPLIANCE SECTION

(This page intentionally left blank)



State of New Mexico
OFFICE OF THE STATE AUDITOR

Hector H. Balderas
State Auditor

Carla C. Martinez
Deputy State Auditor

**REPORT ON INTERNAL CONTROL OVER FINANCIAL REPORTING AND ON
COMPLIANCE AND OTHER MATTERS BASED ON AN AUDIT OF FINANCIAL
STATEMENTS PERFORMED IN ACCORDANCE WITH *GOVERNMENT AUDITING STANDARDS***

Hector Balderas
New Mexico State Auditor
To the County Manager and County
Commissioners Rio Arriba County
PO BOX 127 – Main Street
Tierra Amarilla, New Mexico 87575

We have audited the financial statements of the governmental activities, the business-type activities, each major fund, budgetary comparison for the general fund and the aggregate remaining fund information of Rio Arriba County (County), as of and for the year ended June 30, 2009, which collectively comprise the County's basic financial statements as listed in the table of contents, and have issued our report thereon dated November 16, 2009. We also have audited the financial statements of each of the County's nonmajor governmental funds, and the budgetary comparisons for the major capital projects fund, and the nonmajor governmental funds presented as supplementary information in the accompanying combining and individual fund financial statements as of and for the year ended June 30, 2009 as listed in the table of contents and have issued our report thereon dated November 16, 2009. We conducted our audit in accordance with auditing standards generally accepted in the United States of America and the standards applicable to financial audits contained in *Government Auditing Standards*, issued by the Comptroller General of the United States.

Internal Control Over Financial Reporting

In planning and performing our audit, we considered Rio Arriba County's internal control over financial reporting as a basis for designing our auditing procedures for the purpose of expressing our opinions on the financial statements, but not for the purpose of expressing our opinion on the effectiveness of Rio Arriba County's internal control over financial reporting. Accordingly, we do not express an opinion on the effectiveness of the Rio Arriba County's internal control over financial reporting.

Our consideration of internal control over financial reporting was for the limited purpose described in the preceding paragraph and would not necessarily identify all deficiencies in internal control over financial reporting that might be significant deficiencies or material weakness. However, as discussed below, we identified certain deficiencies in internal control over financial reporting that we consider to be significant deficiencies.

A control deficiency exists when the design or operation of a control does not allow management or employees, in the normal course of performing their assigned functions, to prevent or detect misstatements on a timely basis. A significant deficiency is a control deficiency, or combination of control deficiencies, that adversely affects the County's ability to initiate, authorize, record process, or report financial data reliably in accordance with generally accepted accounting principles such that there is more than a remote likelihood that a misstatement of Rio

Arriba County's financial statements that is more than inconsequential will not be prevented or detected by Rio Arriba County's internal control. We consider the deficiencies described in the accompanying schedule of findings and questioned costs to be significant deficiencies in internal control over financial reporting; see items FS 08-03, FS 09-02, FS 09-03, FS 09-04 and FS 09-06 for the County and FS 07-05 for the Rio Arriba County Housing Authority.

A material weakness is a significant deficiency, or combination of significant deficiencies, that results in more than a remote likelihood that a material misstatement of the financial statements will not be prevented or detected by Rio Arriba County's internal control.

Our consideration of the internal control over financial reporting was for the limited purpose described in the first paragraph of this section and would not necessarily disclose all deficiencies in the internal control that might be significant deficiencies and, accordingly, would not necessarily disclose all significant deficiencies that are also considered to be material weaknesses. However, of the significant deficiencies described above, we consider FS 09-06 to be a material weakness.

Compliance and Other Matters

As part of obtaining reasonable assurance about whether Rio Arriba County's financial statements are free of material misstatement, we performed tests of its compliance with certain provisions of laws, regulations, contracts and grant agreements, noncompliance with which could have a direct and material effect on the determination of financial statement amounts. However, providing an opinion on compliance with those provisions was not an objective of our audit, and accordingly, we do not express such an opinion. The results of our tests disclosed instances of noncompliance or other matters that are required to be reported under *Government Auditing Standards* and which are described in the accompanying schedule of findings and questioned costs as items FS 09-01, FS 09-05, FS 09-06, FS 09-07, FS 09-08, FA 09-01 and FA 09-02 for the County and FS 04-12 for the Rio Arriba County Housing Authority.

Rio Arriba County's responses to the findings identified in our audit are described in the accompanying schedule of findings and questioned costs. We did not audit Rio Arriba County's responses and, accordingly, we express no opinion on them.

This report is intended solely for the information and use of the audit committee, management, others within the organization, County Commission, the Office of the State Auditor, the New Mexico Legislature, New Mexico Department of Finance and Administration-Local Government Division, federal awarding agencies and pass-through entities and is not intended to be and should not be used by anyone other than these specified parties.

Office of the State Auditor

Office of the State Auditor
November 16, 2009

FEDERAL FINANCIAL ASSISTANCE

(This page intentionally left blank)



State of New Mexico
OFFICE OF THE STATE AUDITOR

Hector H. Balderas
State Auditor

Carla C. Martinez
Deputy State Auditor

**REPORT ON COMPLIANCE WITH REQUIREMENTS APPLICABLE TO
EACH MAJOR PROGRAM AND ON INTERNAL CONTROL OVER
COMPLIANCE IN ACCORDANCE WITH OMB CIRCULAR A-133**

Hector Balderas
New Mexico State Auditor
To the County Manager and County
Commissioners Rio Arriba County
PO BOX 127 – Main Street
Tierra Amarilla, New Mexico 87575

Compliance

We have audited the compliance of Rio Arriba County with the types of compliance requirements described in the U.S. Office of Management and Budget (OMB) Circular A-133 *Compliance Supplement* that are applicable to each of its major federal programs for the year ended June 30, 2009. Rio Arriba County's major federal programs are identified in the summary of auditor's results section of the accompanying schedule of findings and questioned costs. Compliance with the requirements of laws, regulations, contracts and grants applicable to each of its major federal programs is the responsibility of Rio Arriba County's management. Our responsibility is to express an opinion on Rio Arriba County's compliance based on our audit.

We conducted our audit of compliance in accordance with auditing standards generally accepted in the United States of America; the standards applicable to financial audits contained in *Government Auditing Standards*, issued by the Comptroller General of the United States; and OMB Circular A-133, *Audits of States, Local Governments, and Non-Profit Organizations*. Those standards and OMB Circular A-133 require that we plan and perform the audit to obtain reasonable assurance about whether noncompliance with the types of compliance requirements referred to above that could have a direct and material effect on a major federal program occurred. An audit includes examining, on a test basis, evidence about Rio Arriba County's compliance with those requirements and performing such other procedures as we considered necessary in the circumstances. We believe that our audit provides a reasonable basis for our opinion. Our audit does not provide a legal determination of Rio Arriba County's compliance with those requirements.

In our opinion, Rio Arriba County complied, in all material respects, with the requirements referred to above that are applicable to each of its major federal programs for the year ended June 30, 2009. However, the results of our auditing procedures disclosed instances of noncompliance with those requirements, which are required to be reported in accordance with OMB Circular A-133 and which are described in the accompanying schedule of findings and questioned costs as items FA 09-01, and FA 09-02.

Internal Control Over Compliance

The management of Rio Arriba County is responsible for establishing and maintaining effective internal control over compliance with the requirements of laws, regulations, contracts and grants applicable to federal

programs. In planning and performing our audit, we considered Rio Arriba County's internal control over compliance with the requirements that could have a direct and material effect on a major federal program in order to determine our auditing procedures for the purpose of expressing our opinion on compliance, but not for the purpose of expressing an opinion on the effectiveness of internal control over compliance. Accordingly, we do not express an opinion on the effectiveness of the Rio Arriba County's internal control over compliance.

Our consideration of internal control over compliance was for the limited purpose described in the preceding paragraph of this section and would not necessarily identify all deficiencies in internal control that might be significant deficiencies or material weaknesses as identified below. However as discussed below, we identified a deficiency in internal control over compliance that we consider to be a significant deficiency.

A *control deficiency* in an entity's internal control over compliance exists when the design or operation of a control does not allow management or employees, in the normal course of performing their assigned functions, to prevent or detect noncompliance with a type of compliance requirement of a federal program on a timely basis. A *significant deficiency* is a control deficiency, or combination of control deficiencies, that adversely affects the entity's ability to administer a federal program such that there is more than a remote likelihood that noncompliance with a type of compliance requirement of a federal program that is more than inconsequential will not be prevented or detected by the entity's internal control. We consider the deficiency in internal control over compliance described in the accompanying schedule of findings and questioned costs as item FA 09-01 to be a significant deficiency.

A *material weakness* is a significant deficiency, or combination of significant deficiencies, that results in more than a remote likelihood that material noncompliance with a type of compliance requirement of a federal program will not be prevented or detected by the entity's internal control. Regarding the significant deficiency described above, we consider FA 09-01 to be a material weakness.

The County's responses to the findings identified in our audit are described in the accompanying schedule of findings and questioned costs. We did not audit the County's response and, accordingly, we express no opinion on it.

This report is intended solely for the information and use of the audit committee, management, others within the organization, County Commission, the Office of the State Auditor, New Mexico Legislature, the New Mexico Department of Finance and Administration-Local Government Division, federal awarding agencies and pass-through entities and is not intended to be and should not be used by anyone other than these specified parties.

Office of the State Auditor
Office of the State Auditor
November 16, 2009

STATE OF NEW MEXICO
 Rio Arriba County
 Schedule of Expenditures of Federal Awards
 For the Year Ended June 30, 2009

Schedule VIII
 1 of 2

Federal Grantor/Pass Through - Grantor/Program Title	Federal CFDA Number	Pass-Through Grantor's Number	Federal Expenditures
U.S. Department of Agriculture			
Secure Payments for States and Counties Section I	10.665		\$ 1,238,390
Secure Payments for States and Counties Section III	10.665		-
Rural Housing Services - Community Facilities Grant	10.766		416,300
Total U.S. Department of Agriculture			<u>1,654,690</u>
U.S. Department of Housing and Urban Development			
Low Rent Housing Program	14.850		120,561
Section 8 Housing Choice Vouchers	14.871		97,472
Capital Funding	14.872		80,254
Total U.S. Department of Housing and Urban Development			<u>298,287</u>
U.S. Department of Justice			
State Criminal Alien Assistance Program	16.7xx		29,696
Total U.S. Department of Justice			<u>29,696</u>
U.S. Department of Health & Human Services			
Federal Aging Grant Title III Part B	93.044		39,769
Federal Aging Grant Title III Part C I	93.045		63,758
Federal Aging Grant Title III Part C II	93.045		27,571
HRSA - Health Commons	93.887		711,047
Federal - Commodities	unknown		46,482
Total U.S. Department of Health & Human Services			<u>888,627</u>
U.S. Department of Homeland Security			
State Domestic Preparedness Equipment Support Program	97.004		36,502
Homeland Security Grant Program	97.067		19,782
Total U.S. Department of Homeland Security			<u>56,284</u>
U.S. Department of Agriculture, Forest Reserve			
Santa Fe National Forest	unknown		3,189
Carson National, Forest	unknown		1,251
Total U.S. Department of Agriculture, Forest Reserve			<u>4,440</u>
US Department of the Army Engineer District			
Law Enforcement, Abiquiu Lake	unknown		9,677
Total Department of the Army Engineer District			<u>9,677</u>
Total Federal Financial Assistance			<u>\$ 2,941,701</u>

The accompanying notes are an integral part of these financial statements.

STATE OF NEW MEXICO
Rio Arriba County
Schedule of Expenditures of Federal Awards
For the Year Ended June 30, 2009

Schedule VIII
2 of 2

Notes to Schedule of Expenditures of Federal Awards

1 Basis of Presentation

The accompanying Schedule of Expenditures of Federal Awards (Schedule) includes the federal grant activity of Rio Arriba County, New Mexico (County) and is presented on the modified accrual basis of accounting, which is the same basis used to prepare the fund financial statements. The information in this Schedule is presented in accordance with the requirements of OMB Circular A-133, *Audits of States, Local Governments and Non-Profit Organizations*. Therefore, some amounts presented in this schedule may differ from amounts presented in, or used in the preparation of, the financial statements. During the year ended June 30, 2009 there was \$46,482 in federal awards expensed in the form of non-cash assistance, and there were no loans or loan guarantees outstanding.

2 Subrecipients

The County did not provide any federal awards to subrecipients during the year.

The accompanying notes are an integral part of these financial statements.

FINDINGS AND QUESTIONED COST

STATE OF NEW MEXICO
Rio Arriba County
Schedule of Findings and Questioned Costs
For the year Ended June 30, 2009

Section I – Summary of Audit Results

Financial Statements:

- | | | |
|----|--|-------------|
| 1. | Type of auditors' report issued | Unqualified |
| 2. | Internal Control over financial reporting: | |
| a. | Material weakness identified? | Yes |
| b. | Significant deficiencies identified not considered to material weaknesses? | Yes |
| c. | Noncompliance material to the financial statements noted | Yes |

Federal Awards:

- | | | |
|----|--|-------------|
| 1. | Internal Control over major programs: | |
| a. | Material weaknesses identified? | Yes |
| b. | Significant deficiencies identified not considered to be material weaknesses? | Yes |
| 2. | Type of auditors' report issued on compliance for major programs | Unqualified |
| 3. | Any audit findings disclosed that are required to be reported in accordance with Section 510(a) of Circular A-133? | Yes |

4. Identification of major programs:

<u>CFDA Number</u>	<u>Federal Program</u>
10.665	Secure Payments for States and Counties Section I
10.766	Rural Housing Services – Community Facilities Grant
93.887	HRSA – Health Commons

- | | | |
|----|--|-----------|
| 5. | Dollar threshold used to distinguish between type A and type B programs: | \$300,000 |
| 6. | Auditee qualified as low-risk auditee? | No |

STATE OF NEW MEXICO
Rio Arriba County
Schedule of Findings and Questioned Costs
For the Year Ended June 30, 2009

Section II – Rio Arriba County Financial Statement Finding and Questioned

FS 08-03 IT Control Deficiencies – Repeated and Modified

Condition: During our audit, we noted that:

This prior year finding had been addressed as it related to IT security and usage as required. However, there is no written policy/plan in place to address a potential disaster and a related recovery plan to ensure that the County can restore its accounting, operations and IT records in a timely manner should a disaster occur.

Criteria: Adequate internal controls and the safeguarding of financial records require that policies and procedures address how the entity can be fully operational in the event of a natural disaster or unexpected disaster that will disrupt its normal operations and result in possible loss of financial records.

Effect: Lack of policies, and contingency planning leave Rio Arriba County at risk for loss or misuse of data and information. Adequate protection has not been established to safeguard IT assets and resources. The County has not addressed how it will return to operations in the event of a disaster that affects its location of operations.

Cause: Rio Arriba County is not properly safeguarding IT assets and resources. The following deficiency was noted:

- Lack of contingency plan for disaster recovery which ensures that financial records are adequately safeguarded.

Recommendation: The County should consider implementing the following recommendations:

Establish a Disaster Recovery Plan or another written contingency plan detailing how to reestablish its operations, restoring accounting operations and ensure the safety of its records for finance, personnel, taxes and property ownership. This needs to include how it will cover its systems and related data in the event of an interruption in service or a disaster. The plan needs to address an offsite location should a disaster occur. The people to contact for resources and responsibilities to ensure that the County's processing and storage areas are up and running in a timely manner. A readily available phone listing of contacts responsible for carrying out the recovery and a chain of command that can be followed in-case the primary and secondary responsible parties are not available. This should be reviewed and up-dated in a timely manner but no less frequently than every six months.

Management's Response: Management concurs. Rio Arriba County IT Department is currently working on a Business Continuity Plan which is a detailed contingency plan that consists of a disaster recovery plan, outline of entire network, back up implementations, IT policies, and User Security Roles.

STATE OF NEW MEXICO
Rio Arriba County
Schedule of Findings and Questioned Costs
For the Year Ended June 30, 2009

FS 09-01 Disbursements Made Without Purchase Order

Condition: Out of 371 disbursements totaling \$12,774,800 that were tested 71 disbursements tested had purchases made without a purchase order being completed for a total of \$463,534. Purchase orders are used to control cash and to authorize the purchase. Also, one item which cost \$2,550 was found to exceed the amount of the purchase order by \$75.

Criteria: It is the County's Policies and Procedures that a purchase order be completed prior to making purchases except for specific exceptions. These purchases were not considered meeting the exception rules. Purchase authorization and budgetary control is acquired through the completion of a purchase order for purchases, which is signed by a person giving authority for the purchase.

Effect: Any purchase made without prior authorization or within the amount approved can result in cash deficits and/or over expending of the budget in the fund in which the purchase is recorded.

Cause: Personnel decided that an immediate purchase was needed and did not follow the proper procedure for making purchases.

Recommendation: The importance of cash controls and adequate planning need to be made clear to all personnel that will be making purchases for the County. Purchases that require a purchase order should be rejected and not paid without a letter authorizing the exception to policy.

Management's Response: The County concurs with this finding. The Finance Department continues to be plagued by this problem. The Finance Department has done everything in its power to stop this practice. Vendors have been notified not to allow purchases or services without purchase orders. Finance requires a letter documenting why the procurement act is not followed before payment is made. Stronger enforcement policies have to be implemented to curb this practice.

STATE OF NEW MEXICO
Rio Arriba County
Schedule of Findings and Questioned Costs
For the Year Ended June 30, 2009

FS 09-02 Expenditures were not properly classified

Condition: Three items out of 371 disbursements tested totaling \$12,774,800 were incorrectly classified.

- One disbursement for \$247 was incorrectly classified as maintenance/building for vehicle maintenance.
- One disbursement for \$669 was incorrectly classified as operating costs for employee training.
- One disbursement for \$8,981 was incorrectly classified as capital outlay for bond issuance cost.

Criteria: Generally acceptable accounting principles require the proper classification of all transactions.

Effect: Expenditures for maintenance/building, operating costs and capital outlay were overstated and vehicle maintenance, employee training and bond issuance cost were understated.

Cause: Clerical error made by person entering expenditures

Recommendation: The County should ensure that all expenditures are properly recorded in the general ledger.

Management's Response: The County concurs with this finding. The disbursements will be monitored on a monthly basis to ensure the expense is paid correctly.

STATE OF NEW MEXICO
Rio Arriba County
Schedule of Findings and Questioned Costs
For the Year Ended June 30, 2009

FS 09-03 Not Billing Timely for Funds Within Same Period When Expenditures Were Incurred

Condition: During the review of the outstanding accounts receivable, we determined that the County was not billing timely for reimbursement from both Federal and State funds. There was not a current list of active funding sources and billing date requirements to assist in monitoring the proper billing requirements. The reimbursement requests for a majority of the funding sources is completed in subsequent periods with the expenditures are paid out in one period and the request to reimburse the County does not occur until a future period.

Criteria: GASB 33 requires the account receivable for grants to be recorded when all eligibility requirements have been met. When a grant is on the reimbursement-basis the accounts receivable should be recorded by the County when the grant expenditure is made.

Effect: The financial statements could be misstated due to the revenues are being reported in a latter period. The late submission for reimbursement for funds is causing significant financial challenges for the County. Monies are not being received timely to cover the expenses incurred for such items as capital outlay. There is a direct impact to the cash flow of the County.

Cause: The staff is not communicating effectively to secure the necessary documentation to process their billing timely. This is in part due to integral staff at two locations as well as the delivery of the necessary documentation to the assigned staff member to do the billing.

Recommendation: We recommend that the County implement a thorough monitoring program of its billing requirements to ensure timely compliance with the billing schedule. The County needs to implement written policies and procedures to address the requirements concerning all billing processes.

Management's Response: The County concurs with this finding. The County has implemented an internal control that all drawdown's be made monthly.

STATE OF NEW MEXICO
Rio Arriba County
Schedule of Findings and Questioned Costs
For the Year Ended June 30, 2009

FS 09-04 Lack of Maintenance in the Tracking of Leases/Inaccurate Documentation/ Missing Documentation

Condition: The County has not maintained a current list of the active leases entered into by the County. After continued requests for information, we were able to secure sixteen of the total seventeen leases found contracted by Rio Arriba County. We were unable to secure the lease for the County Clerk's Office copy machine which has an undetermined value. This lease ended at 6/30/09. In one instance, we found the lessee and lessor to be incorrect. On the lease documentation, the lessee and lessor have been reversed. This situation provides a potential liability to lessor. We also had one Warranty Deed that listed the Buyer as the City of Espanola when the County was the intended purchaser of the property acquired.

Criteria: Best accounting practices require that the County is aware of their future commitments and financial obligations throughout the year. Also, prior to signing the documents, the term, total amount and date of the obligation needs to be specified in the contract. An incomplete lease agreement could be considered a non-binding contract on either party. The correct verbiage should be utilized and included in all lease agreement. For example, the lessor is one who is granting the lease of equipment or property to the lessee who is the tenant or lease holder of the equipment.

Effect: The vendor could cancel the lease at any time and require additional compensation from the County for continued use of the lease equipment or property. Financial statement notes could be understated for the lease amounts because not all contingencies are included or easily determinable or known.

Cause: The staff was unable to secure the lease agreement for the Clerk's copy machine lease agreement that ended June 30, 2009. The lease documentation has been located in multiple locations which has increased the challenge for the staff in securing the documents in one place. Staff did not review the documentation sufficiently to determine the verbiage included in the lease documentation was accurate.

Recommendation: We recommend that the County implement regular monitoring of its lease agreements to ensure that all monies are being spent according to the contracts. The County needs to implement written policies and procedures to address the requirements concerning all lease agreements. In addition, we recommend that legal counsel review all lease agreements prior to execution to ensure their validity and accuracy.

Management's Response: The County concurs with this finding. A central place for all lease documentation is being implemented. All leases will be reviewed prior to execution.

STATE OF NEW MEXICO
Rio Arriba County
Schedule of Findings and Questioned Costs
For the Year Ended June 30, 2009

FS 09-05 Monies Not Reverted Timely to State – Uniform Unclaimed Property Act

Condition: During review of the long outstanding checks for the County, there were two checks that were not remitted timely per the Uniform Unclaimed Property Act. The requirement states the amount to be reverted is required one year after the compensation becomes payable. The two checks totaling \$517.75 were for wages earned.

Criteria: Pursuant to the provisions of the Uniform Unclaimed Property Act, Section 7-8A-12 NMSA 1978, the County should revert unclaimed wages or other compensation for personal services to the State, one year after the compensation became payable.

Effect: The County is in violation of Section 7-8A-12 NMSA 1978. This has a direct effect on the cash flow and cash management for the County.

Cause: County staff was not aware of the Uniform Unclaimed Property Act requirement to revert monies to the State at different intervals.

Recommendation: We recommend that the County implement regular monitoring of its requirements to ensure that all monies are reverted timely as established by State Statute. The County needs to implement written policies and procedures to address the legal requirements concerning stale dated checks.

Management's Response: The County concurs with this finding. Written policies and procedures will be priority for the County and will be written. The County will contact Taxation and Revenue and work with them, because this is the first year the County was aware of Uniform Unclaimed Property Act.

STATE OF NEW MEXICO
Rio Arriba County
Schedule of Findings and Questioned Costs
For the Year Ended June 30, 2009

FS 09-06 Incorrect Capitalization of Capital Assets

Condition: The County had eight building construction projects as of June 30, 2008 valued at \$2,162,322, and six building construction projects as of June 30, 2009 valued at \$5,351,060. These building projects were not completed at the end of their respective fiscal years. However, they were incorrectly included in the county's depreciation calculation at the end of each of those fiscal years. This resulted in accumulated depreciation expenditures prior to year-end June 30, 2009 of \$42,264, related to work in progress that had not been placed into service as capital assets. There were also significant amount of items that were incorrectly being capitalized that cost less than \$1,000 that were required to be expensed by state law. There also were several items costing less than \$5,000 that were acquired after June 17, 2009 that should have been expensed and not capitalized as required by NM state statute.

Criteria: General Accepted Accounting Principles states in part that buildings that have not been completed for occupancy are to be classified as Construction in Progress and not as Fixed Assets (Capital Assets). Section 2.2.2.10.Y, of NMAC and Section 12-6-10 NMSA 1978, require that agencies capitalize chattels and equipment purchased prior to June 17, 2005, that cost over \$1,000, and capitalize chattels and equipments purchased after June 17, 2005 that cost over \$5,000.

Effect: The County would be overstating its depreciation expense and depreciated Capital Assets which would result in an overstatement of its expenses.

Cause: The County was not aware that construction in progress should be separated from depreciable Capital Assets.

Recommendation: We recommend that the County identify and segregate those capital assets that have not been placed into service until they are being used by the County. The proper procedure would be to not place them into the capital assets system until they are actually ready to be depreciated. However, this could be accomplished by not actually entering the date for items as acquired or placed in service until they are actually ready to be depreciated.

Management's Response: The County concurs with this finding. The County has already taken action of implementing the category of construction in progress. The construction will no longer be depreciated or capitalized until its completion and has been occupied.

STATE OF NEW MEXICO
Rio Arriba County
Schedule of Findings and Questioned Costs
For the Year Ended June 30, 2009

FS 09-07 Uncollateralized Bank Deposits

Condition: The County's cash balance on deposit at Community Bank and Valley National Bank exceeded the FDIC limit of \$250,000 on June 30, 2009 by \$404,556 and \$1,917,705 respectively. The Community Bank has only posted \$9,045,427, thus leaving the County's bank accounts under collateralized by \$404,556. The Valley National Bank has initially posted \$7,061,523. However, \$1,904,228 of the pledged collateral amount of \$7,061,523 was not allowed, since the types of collateral were not included in Section 6-10-16 NMSA 1978, as allowable collateral, thus leaving the County's bank accounts under collateralized by \$1,917,705.

Criteria: New Mexico Statutes require deposits of public money to be secured by collateral specifically listed in Section 16-10-16 NMSA 1978, having an aggregate value equal to one-half the amount of the uninsured portion of each deposit, per Section 16-10-17 NMSA 1978.

Effect: The County's bank deposits do not have the percentage and type of collateral required by statute, and are therefore, more at risk of loss in the case of a bank failure, than allowed by statute.

Cause: The Community Bank did not collateralize the County's accounts pursuant to the Public Money Statutes. The Valley National Bank did not collateralize the County's accounts pursuant to the Public Money Statutes. Also, some of the securities pledged by the Valley National Bank were not the type of securities that qualify as collateral per the statutory requirements.

Recommendation: Ask the bank to collateralize the County's accounts pursuant to the Public Money Statutes. If the bank fails to comply with the Public Money Statutes within the ten days provided by 6-10-17.1 NMSA 1978, the County should withdraw its funds from the banks within the next ten days.

Management Response: A deposit of \$3.7 mil was transferred from the NM LGIP State Pool to Community Bank on June 30, 2009 at 2:47 pm effective date June 30, 2009. Community Bank was not expecting a large deposit late in the day before closing for the day and end of the month. Community Bank continues to meet and exceed the State Requirement of 50% collateralization for the current fiscal year. The Rio Arriba County Treasurer spoke to a representative of Valley National bank and explained that effective immediately, November 30, 2009, County (public) Funds must be collateralized pursuant to public money statutes, 6-10-16 and 6-10-17 NMSA 1978 as required. The Treasurer's Office has always maintained adequate collateralization of county funds. Previous audits never issued a finding for violations of these statutes.

STATE OF NEW MEXICO
Rio Arriba County
Schedule of Findings and Questioned Costs
For the Year Ended June 30, 2009

FS 09-08 Late Audit Report

Condition: The report was not submitted by the due date. It was submitted to the New Mexico Office of the State Auditor on December 15, 2009.

Criteria: Per Section 2.2.2.9.A(1)(c) NMAC Audit Rule 2009. Requirements for Contracting and Conducting Audits of Agencies, annual audit reports for counties are to be received in the Office of the State Auditor on or before November 15. The November 15th deadline required by the NMAC fell on a Sunday, so it is extended to the next business day.

Effect: The County is not in compliance with the New Mexico State Auditor Rule.. The users of the financial statements such as legislators, creditors, bondholders, state and federal grantors, etc., do not have timely audit reports and financial statements for their review. Late audit reports could have an effect on state and federal funding.

Cause: The report was delayed in being submitted timely to the Office of the State Auditor for the following reasons:

- The auditors did not anticipate the performance of the single audit fieldwork due to the information provided by the County that a single audit would not be necessary for fiscal year 2009. However, the County was, in fact, required to have an OMB A-133 Single Audit performed. This resulted in a delay in completing the necessary fieldwork for the audit.
- The County was not clear as to whether they or the IPA would be responsible for the preparation of the Financial Statement, even though it was stated in the entrance conference that the County would be responsible for preparing the Financial Statements. It later was decided mutually rather than the County hire a fee accountant to prepare the financial statements that the IPA would provide templates and assistance in helping the County prepare the Financial Statements, but being a first time experience for the County the time and assistance involved was more than anticipated by both parties.
- The number of funds that needed to be audited and presented in the financial statements resulted in considerable additional time in completing the final report for submission to the Office of the State Auditor.
- The County was also not timely in providing JPA's, Single Audit documentation and leases which resulted in a delay in completing the necessary fieldwork.
- There was a delay in receiving two of the six legal representation letters and the management representation letter until November 17, 2009.

Recommendation: It is recommended the audit field work be started earlier by the IPA. It is further recommended that the IPA go over with the Finance Director those items pending on a frequent basis to ensure that everyone is aware of what is still pending. The County should ensure that all records are available for the auditors and are in an organized and central location for retrieval, especially those records related to single audit testwork to be performed in Espanola. Furthermore, it is recommended that the County obtain adequate training in the preparation of the GASB Financial Statements.

Management's Response: Rio Arriba County closed their books on July 30th 2009. Test work could have begun immediately. The County submitted requested items on the PBC listing prior to Auditors arrival. All requests while on site or via email were completed in timely manner. Repetitive requests and near deadline requests contributed to the late audit. The PBC listing had a due date for the JPA and the Legal Representation letters. The Finance was unaware that they had not been received until the exit conference, our office made every effort to get them. We were able to get all the letters but one the day of the exit conference. The firm faxed over the letter at 8:30 the next morning to the State Auditors. The County will ensure that all records are available in a central location for auditors' retrieval.

STATE OF NEW MEXICO
Rio Arriba County
Schedule of Findings and Questioned Costs
For the Year Ended June 30, 2009

The finance staff attended training for the preparation of the financial statements and will continue to attend trainings in the future. There was miscommunication that the State Auditors would be preparing the majority of the financial statements and that would be a training tool to the finance staff.

STATE OF NEW MEXICO
Rio Arriba County
Schedule of Findings and Questioned Costs
For the Year Ended June 30, 2009

Blended Component Unit

Rio Arriba County Housing Authority

Current Year Audit Findings

FS 04-12 -- Expenditures in Excess of Budget

Condition: The Housing exceeded the budgeted expenditures in the following funds:

	<u>Amount</u>
Housing Choice Vouchers Fund	\$ 67,812
Capital Fund Program	\$ 19,147
Low Rent Public Housing Program	\$ 177,027

Criteria: All Housing funds are to be budgeted by the local governing body and submitted to the county board of commissioners for approval. Once adopted, any expenditure in excess of budget is a violation of New Mexico State Statute 6-6-6, 1978 Compilation.

Effect: Any expenditure in excess of the approved budget(s) shall be a liability against the officials so allowing or paying such claims and recovery of such excess amounts so allowed or paid may be had against the bondsmen of such official.

Cause: The budget was not effectively monitored or adjusted prior to being over expended.

Recommendation: We recommend the Authority monitor the budget and adjust it when necessary.

Management's Response: We had set up a budget for CFP 2009 and Stimulus 2009 and had expenses that were not allowed by HUD. We had to take the expenses and apply them towards our low rent operating account. We overspent in our Section 8 for additional training and staff to help cover during the medical absences for the Executive Director. We should have revised our budget to accommodate the over expenses. We had difficulties due to conversion to a new accounting program and trying to enter the data in a timely manner. We have completed the conversion and have resolved the issue for this fiscal year.

STATE OF NEW MEXICO
Rio Arriba County
Schedule of Findings and Questioned Costs
For the Year Ended June 30, 2009

FS 07-05 – Segregation of Duties in Cash Management Control (Housing Authority)

Condition: In reviewing the internal controls over the bank accounts, a lack of proper segregation of duties was found in the area of cash receipts and disbursements.

- The same Housing Authority employee processes deposits, controls the blank check stock, processes payments for expenditures, prints the checks, posts the accounting activities to Quickbooks accounting software, receives and reconciles the bank accounts statements.

Criteria: Appropriate segregation of duties for bank accounts, cash receipts and payroll processing is required to maintain proper and sufficient internal controls and properly report all revenues and expenditures as required by Section 6-6-3, NMSA 1978.

Effect: Without adequate segregation of duties in key control processes, there is an increased risk of fraudulent activity, and errors in the area of cash transactions which may not be detected timely.

Cause: Due to limited resources, the Housing Authority relies on one individual to perform many accounting duties.

Recommendation: It is recommended that certain segregations are absolutely necessary to ensure that minimal internal controls are in place to prevent a breakdown in internal controls and prevention of fraudulent activities. The individual who controls bank check stock, makes deposits, processes bill payments, and posts to the general ledger should not be reconciling bank accounts or signing checks. We recommend that the duties be better segregated to ensure that any errors or irregularities in the bank accounts can be identified by someone other than the person performing the duties described above under the condition.

Management response: The bank reconciliation will be done by the fee accountant. The financial manager will not sign any checks they will be signed by the Executive Director and a board member.

STATE OF NEW MEXICO
Rio Arriba County
Schedule of Findings and Questioned Costs
For the Year Ended June 30, 2009

Section III – Rio Arriba County Financial Statement Finding and Questioned Costs

FA 09-01 Lack of Written Policies & Procedures in Place

CFDA # 10.665

CFDA # 10.776

CFDA # 93.887

Condition: The County does not have written policies and procedures for accounting and internal controls of Single Audit. During the single audit we were unable to obtain properly completed documents for many areas due to a lack of procedures governing tasks to be performed, submissions to Government Agencies, and the retention of documentation to support the work performed. The County also has not been providing adequate training of individuals responsible for the accounting of Federal grants and awards.

- The County did not properly verify whether or not a vendor was suspended or debarred. They were calling Department of Finance and Administration (DFA) to verify they were registered with DFA and had a W-9 on file but were not verifying with the Federal National website to ensure the vendor was not suspended or debarred as required by the grant agreements.
- County personnel were unaware of where to obtain CFDA numbers.
- County staffing does not have procedures that specify where, what and how to obtain adequate documentation on what is required for compliance of specific grants/awards.
- No procedures in-place that ensure that someone is able to perform the proper accounting and required compliance when starting a position related to single audit.
- Internal controls are considered at high risk due to a lack of written procedures.
- No procedures in place that specify how long records are to be retained or to prevent their early destruction.
- There was no supporting documentation or copies of some reports submitted to the federal agencies for draw down requests, financial status reports and federal cash transaction reports among other reports for the HRSA grant.
- The warranty deed for the acquisition of the 10.3 acres that were used to build the Espanola Health Commons building incorrectly listed the City of Espanola as the Grantee (Buyer) versus the County of Rio Arriba the intended receiver of the property. This results in a lack of clear ownership to the County for the property where federal funds were obtained to construct the building structures.

Criteria: Good accounting practices necessitate that entities have good controls in place to ensure that transactions are properly accounted for. Furthermore without written procedures an entity is unable to determine if proper procedures are being followed.

Effect: Records could be misplaced and improper reporting of activities related to a grant could occur. Lack of adequate documentation for items claimed could result in denial of reimbursements by the agency in a later budget year. Unallowable costs could be claimed in error as allowable costs.

STATE OF NEW MEXICO
Rio Arriba County
Schedule of Findings and Questioned Costs
For the Year Ended June 30, 2009

Cause: The County has not been creating policies and procedures for the single audit area.

Recommendation: We recommend the County ensure there are procedures in place to adequately train staff to properly comply with the OMB Circular A-133 as well as centralize all documents associated with grants in one area for the Single Audit.

Management's Response: The County concurs with this finding. The County has implemented internal controls for all procedures, but lack the written portion. The County will have written policies and procedures.

STATE OF NEW MEXICO
Rio Arriba County
Schedule of Findings and Questioned Costs
For the Year Ended June 30, 2009

FA 09-02--Schedule of Expenditures of Federal Awards (SEFA)

CFDA # 14.219

CFDA # 10.665

Condition: The County did not include at least two grants in the 2008 Schedule of Expenditures of Federal Awards (SEFA). The CDBG was \$500,000 and the SRS was approximately \$259,734 for a total of \$759,734. This resulted in not all programs being identified in FY 2008 that were subject to OMB A-133 Single Audit requirements. The County was also unable to provide us a list of grants and CFDA numbers for the 2009 audit.

Criteria: OMB A-133.300 (a) requires the County “Identify, in its accounts, all federal awards received and expended and the Federal programs under which they were received. Federal program and award identification shall include, as applicable, the CFDA title and number, award number and year, name of the Federal agency, and the name of the pass-through entity. Per OMB A-133.300 (d) requires the County “Prepare appropriate financial statements, including schedules of expenditures of Federal Awards in accordance with OMB A-133.310.

Effect: The audits in prior year(s) could be subject to additional audit test work when not all programs are identified in performing the required audit. If the County does not properly track and identify all federal award programs applicable for a year then it is possible that not all audit programs would be audited resulting in possible audit failure of the single audit. Or the audit may not comply with OMB A-133 single audit requirements.

Cause: The SEFA was completed by prior auditors in the past and the County was not required to complete the SEFA by those auditors.

Recommendation: We recommend that the County maintain a central listing of all grant agreements including the applicable CFDA number. The County should obtain and retain applicable Supplements that relate to the grant that is subject to audit. The requirements that the County should abide by on a federal award/grant also need to be obtained. County procedures should be in place to ensure full compliance with the grant requirements. The documentation should include CFDA numbers, the amount of the expenditures and reimbursements for each year, and the entire grant period as required.

Management's Response: The County concurs with this finding. The County did include this on the financial statements, but was not included on the Schedule of Expenditures of Federal Awards (SEFA). From this point forward it will be included, but in the past was not brought to the County's attention.

STATE OF NEW MEXICO
Rio Arriba County
Schedule of Findings and Questioned Costs
For the Year Ended June 30, 2009

Section IV – Prior Year Audit Findings

Primary Government

- FS 06-06 – Designated Cash Exceeded (resolved)
- FS 08-01 – Procurement Code-Bids (resolved)
- FS 08-02 – Travel and Per Diem (resolved)
- FS 08-03 – IT Control Deficiencies (repeated and modified)
- FS 08-04 – Property Taxes Receivable – Lack of Maintenance of Tax Roll (resolved)
- FS 08-05 - Preparation of Financial Statements (resolved)

Component Unit (Housing Authority)

- FS 04-12 — Expenditures in Excess of Budget (repeated and modified)
- FS 07-05 — Segregation of duties in cash management-control (repeated and modified)
- FS 07-07 — Preparation of Financial Statements – (resolved)
- FS 08-07 — Differences with the General Ledger and PERA reports (resolved)

EXIT CONFERENCE

(This page intentionally left blank)

STATE OF NEW MEXICO
Rio Arriba County
Other Disclosures
For the Year Ended June 30, 2009

Other Disclosures

Exit Conference

The contents of this report were discussed on December 9, 2009 at Rio Arriba County, Espanola Offices. The following individuals were in attendance.

Representing Rio Arriba County

Felipe D. Martinez	Commissioner
Livia Olguin	County Treasurer
Melody Gomez	Treasurer Accountant
Lorenzo Valdez	County Manager
Tomas Campos III	Assistant County Manager
Christine Montano	Director of Finance
Guadalupe Mercure	Assistant Director of Finance

Representing the Office of the State Auditor

Carla Martinez,	Deputy State Auditor, CPA
James W. Chadburn	Audit Manager, CPA
U. Chan Kim	Audit Manager, CPA

Financial Statement Preparation

The accompanying financial statements and footnotes for inclusion in the annual audit report were prepared by Rio Arriba County with the assistance of the Office of the State Auditor staff. However, the contents remain the responsibility of Rio Arriba County.